





## TS/RDF Operative Tipping Hall Instruction



### SITES & SERVICES

This instruction supplements the TS/RDF Operative Instruction and is for those who have been inducted and trained to work within the tipping hall

#### Key Risks

- |  |  |
|--|--|
| <ul style="list-style-type: none"><li>• Hit building with moving plant</li><li>• Verbal abuse from third party drivers</li></ul> | <ul style="list-style-type: none"><li>• Hit a pedestrian</li><li>• Hit by vehicle in tipping hall</li><li>• Slips, trips and falls</li></ul> |
|--|--|





Step	At all times		
1	<ul style="list-style-type: none"><li>• Wear your seat belt</li><li>• Enter/exit vehicles with 3 points of contact</li><li>• STOP all vehicles if pedestrian enters the work area</li><li>• Be aware of overhead obstructions</li><li>• Keep a clear line of sight in the tipping hall when moving vehicles</li><li>• Do not exceed site speed limit</li></ul>		





Step	Incoming vehicles		
2	<ul style="list-style-type: none"><li>• Only vehicles released by weighbridge to enter tipping hall</li><li>• Control vehicle access with traffic lights/doors/yard marshal</li><li>• Alert weighbridge if maximum vehicle number in tipping hall is reached</li><li>• Direct vehicle to correct bay to tip</li></ul>		



## TS/RDF Operative Tipping Hall Instruction

### SITES & SERVICES

Step	Tipping		
3	<ul style="list-style-type: none"> <li>1 vehicles width of distance is kept between vehicles</li> <li>Do not exceed site speed limit</li> <li>Drivers only exit the vehicle to close the 1m gap at the rear of RCVs or open and close container doors</li> <li>All Drivers wear correct PPE - hard hat, safety boots, gloves, safety glasses, high vis clothing (hearing protection / dust masks where required by site rules)</li> </ul>	 	 

Step	Inspection of tipped waste		
4	<ul style="list-style-type: none"> <li>Complete visual check on tipped waste</li> <li>Report non conforming loads to Supervisor and quarantine</li> <li>Take photos of contaminated loads</li> <li>Push tipped waste back into bay once vehicle has left the bay</li> <li>Material pile is kept 1m below bay walls</li> </ul>	 	 

Step	End of day		
5	<ul style="list-style-type: none"> <li>All material is pushed back to bays</li> <li>Shutters/doors are down</li> <li>Complete fire watch</li> </ul>	