

Permit Number: **EPR/DP3137EG**

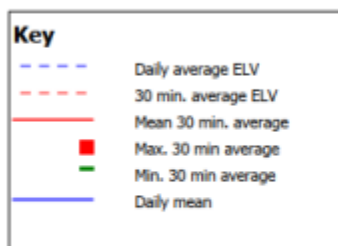
Operator: **Margam Green Energy Limited**

Facility: **Margam Green Energy Plant**

Form Number : **Air 1**

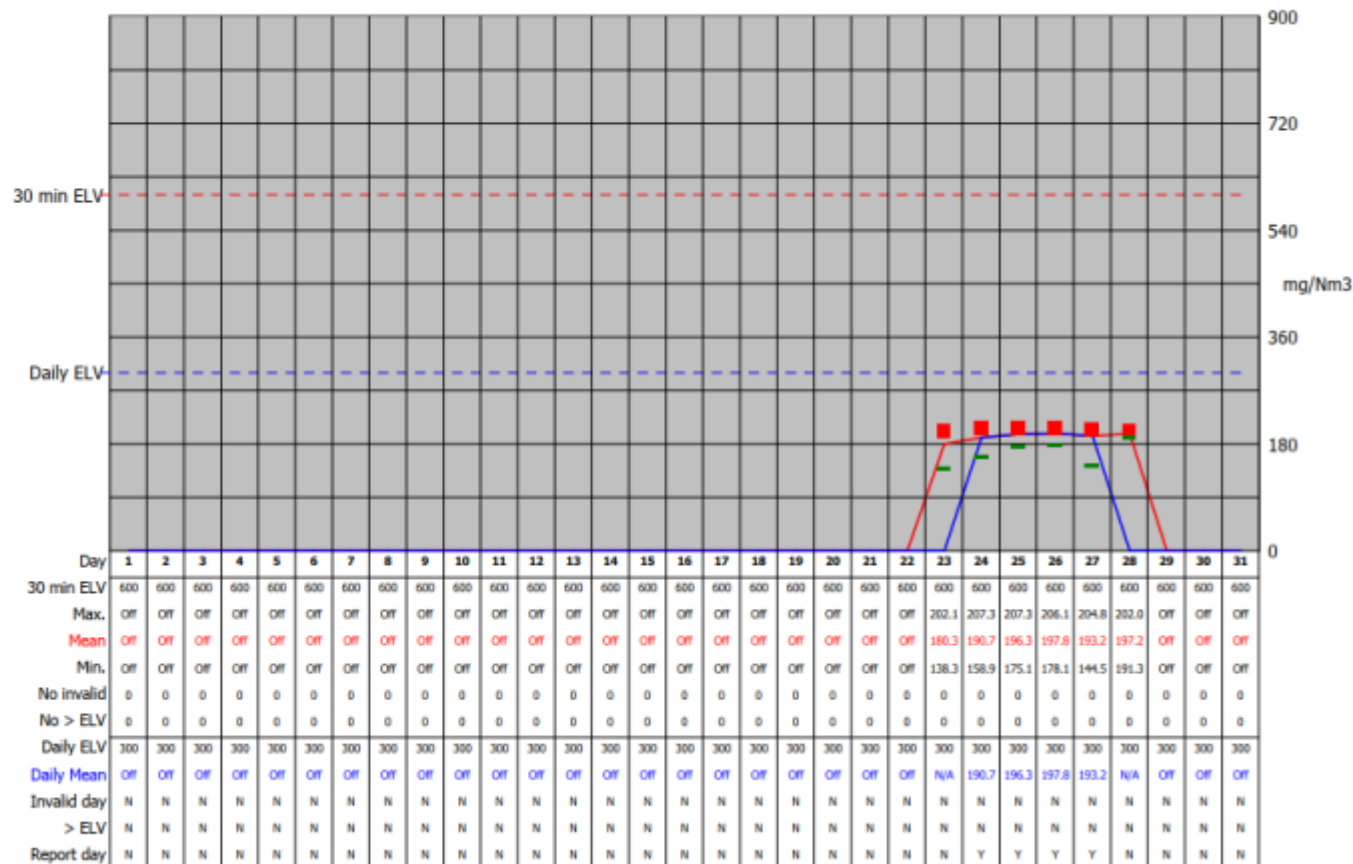
Date: **01/05/2023-31/05/2023**

Reporting of Continuously Monitored Emissions to Air for NO_x, Emission Point Report for May, 2023



95th Percentile = 204.1
No. of valid averages = 215

Month summary	
30 min ELV	
Monthly max.	207.3
Monthly mean	193.4
Monthly min.	138.3
Total invalid	0
Sum > ELV	0
Daily ELV	
Monthly max	197.8
No. invalid days	0
No. > ELV	0
No. report days	4



SignedPaul Fitzsimmons.....

Date.....26/07/2023.....

(authorised to sign as representative of **Margam Green Energy Limited**)

Permit Number: **EPR/DP3137EG**

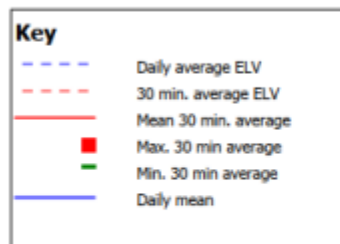
Operator: **Margam Green Energy Limited**

Facility: **Margam Green Energy Plant**

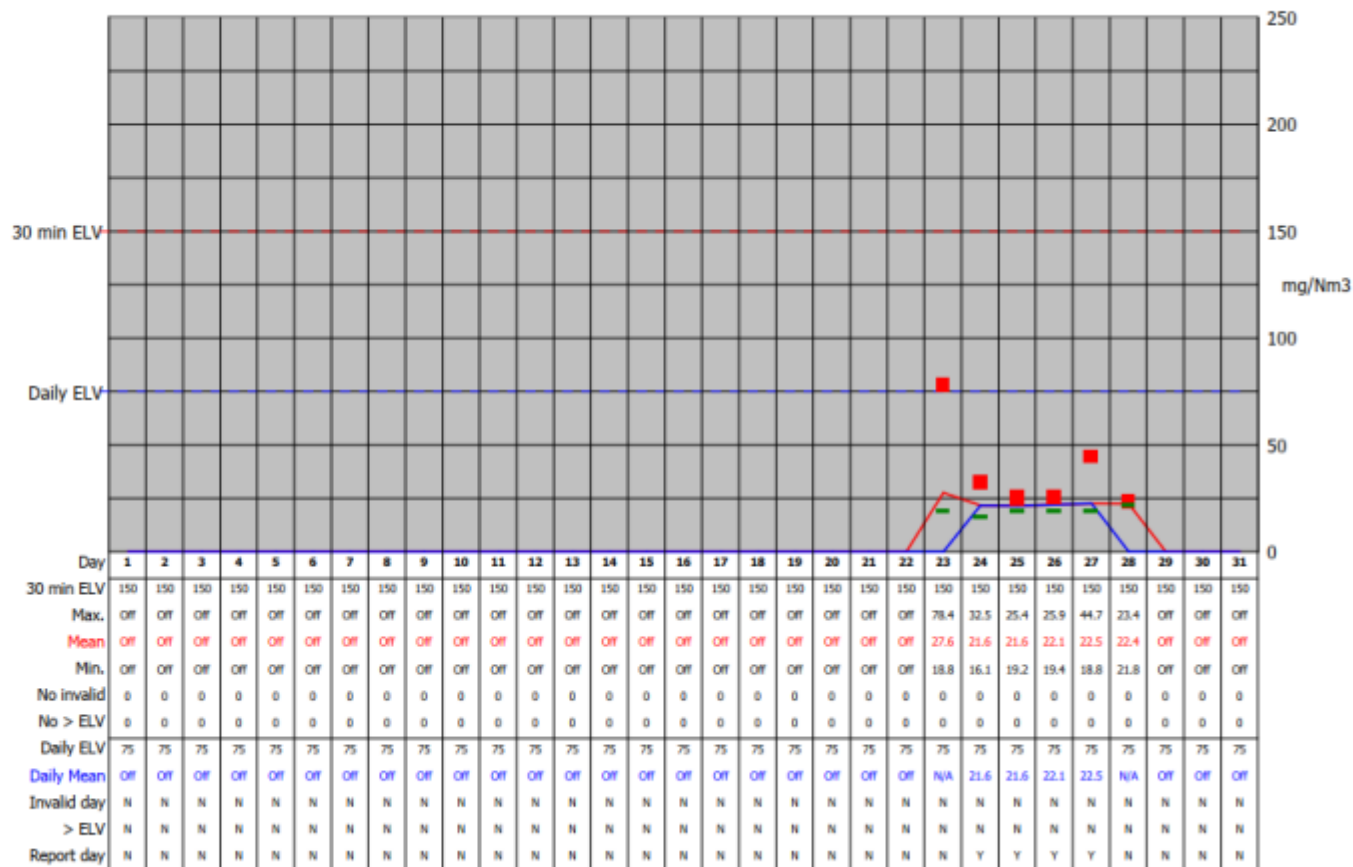
Form Number : **Air 1**

Date: **01/05/2023-31/05/2023**

Reporting of Continuously Monitored Emissions to Air for CO, Emission Point Report for May, 2023



95th Percentile = 28.4
No. of valid averages = 215



Month summary	
30 min ELV	
Monthly max.	78.4
Monthly mean	22.4
Monthly min.	16.1
Total invalid	0
Sum > ELV	0
Daily ELV	
Monthly max	22.5
No. invalid days	0
No. > ELV	0
No. report days	4

SignedPaul Fitzsimmons.....

Date.....26/07/2023.....

(authorised to sign as representative of **Margam Green Energy Limited**)

Permit Number: **EPR/DP3137EG**

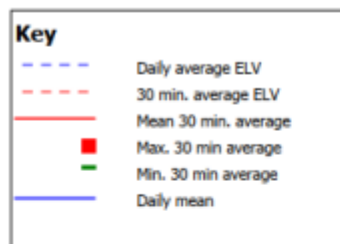
Operator: **Margam Green Energy Limited**

Facility: **Margam Green Energy Plant**

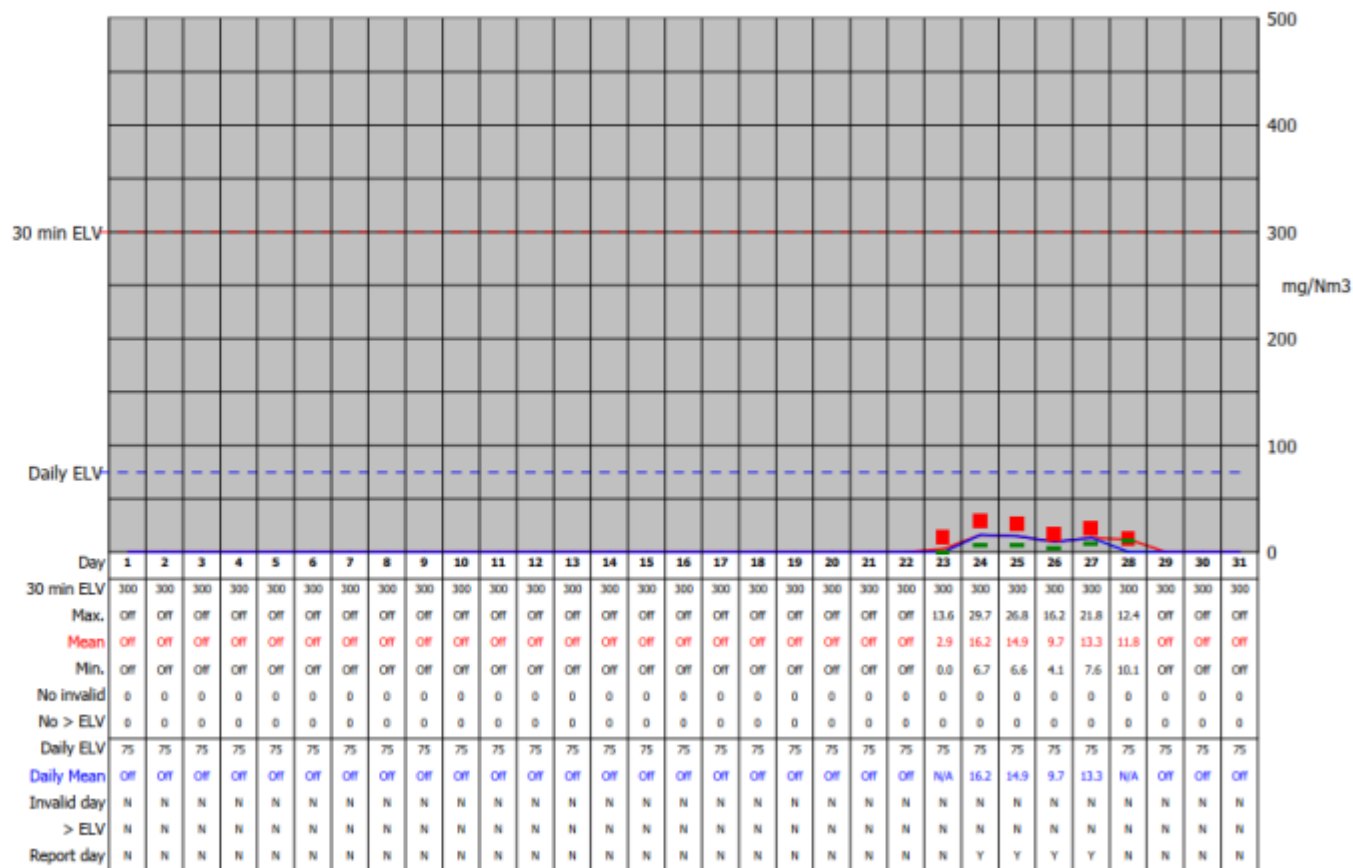
Form Number : **Air 1**

Date: **01/05/2023-31/05/2023**

Reporting of Continuously Monitored Emissions to Air for SO₂ , Emission Point Report for May, 2023



95th Percentile = 22.2
No. of valid averages = 215



Month summary	
30 min ELV	
Monthly max.	29.7
Monthly mean	12.6
Monthly min.	0.0
Total invalid	0
Sum > ELV	0
Daily ELV	
Monthly max	16.2
No. invalid days	0
No. > ELV	0
No. report days	4

SignedPaul Fitzsimmons.....

Date.....26/07/2023.....

(authorised to sign as representative of **Margam Green Energy Limited**)

Permit Number: **EPR/DP3137EG**

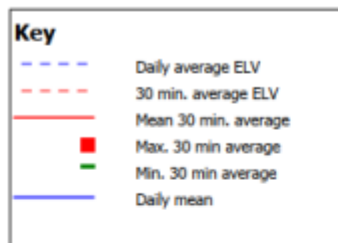
Operator: **Margam Green Energy Limited**

Facility: **Margam Green Energy Plant**

Form Number : **Air 1**

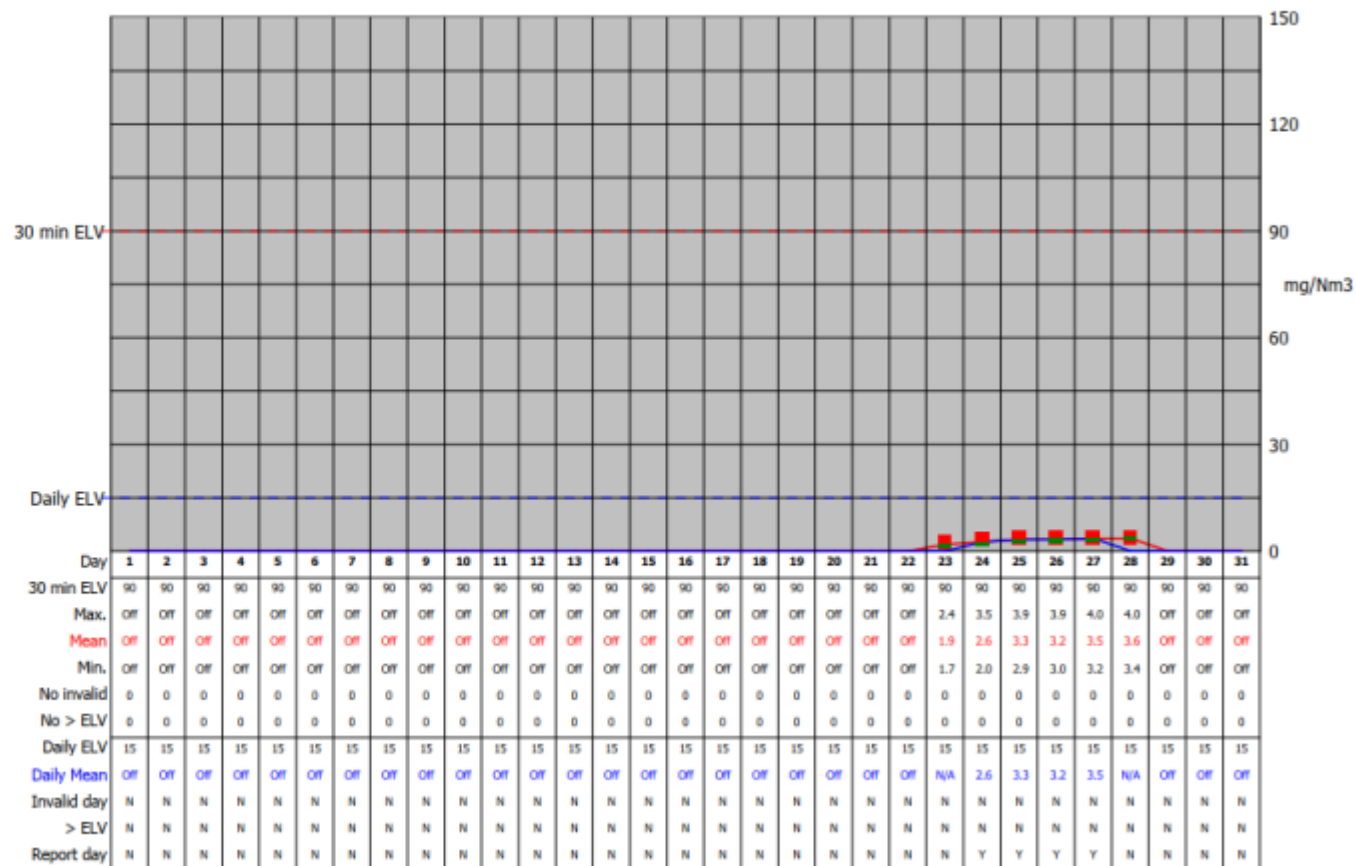
Date: **01/05/2023-31/05/2023**

Reporting of Continuously Monitored Emissions to Air for HCl, Emission Point Report for May, 2023



95th Percentile = 3.7
No. of valid averages = 215

Month summary	
30 min ELV	
Monthly max.	4.0
Monthly mean	3.1
Monthly min.	1.7
Total invalid	0
Sum > ELV	0
Daily ELV	
Monthly max	3.5
No. invalid days	0
No. > ELV	0
No. report days	4



SignedPaul Fitzsimmons.....

Date.....26/07/2023.....

(authorised to sign as representative of **Margam Green Energy Limited**)

Permit Number: **EPR/DP3137EG**


Operator: **Margam Green Energy Limited**

Facility: **Margam Green Energy Plant**

Form Number : **Air 1**

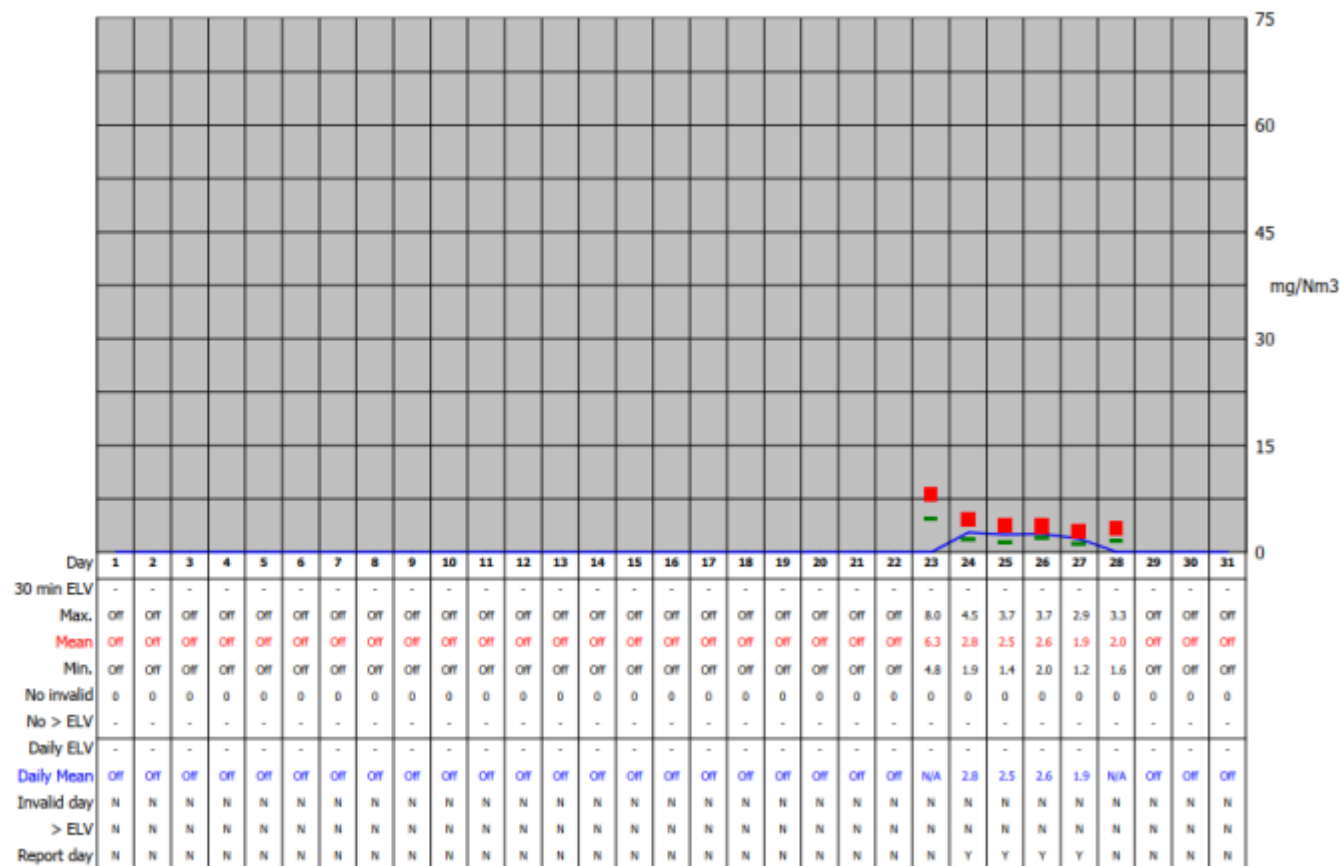
Date: **01/05/2023-31/05/2023**

Reporting of Continuously Monitored Emissions to Air for NH₃, Emission Point Report for May, 2023



95th Percentile = 5.9
No. of valid averages = 215

Month summary	
30 min ELV	
Monthly max.	8.0
Monthly mean	2.7
Monthly min.	1.2
Total invalid	0
Sum > ELV	0
Daily ELV	
Monthly max	2.8
No. invalid days	0
No. > ELV	0
No. report days	4



SignedPaul Fitzsimmons.....

Date.....26/07/2023.....

(authorised to sign as representative of **Margam Green Energy Limited**)

Permit Number: **EPR/DP3137EG**

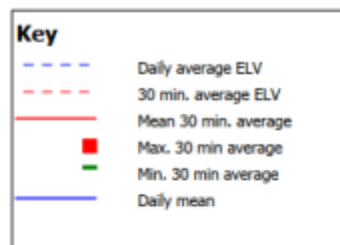
Operator: **Margam Green Energy Limited**

Facility: **Margam Green Energy Plant**

Form Number : **Air 1**

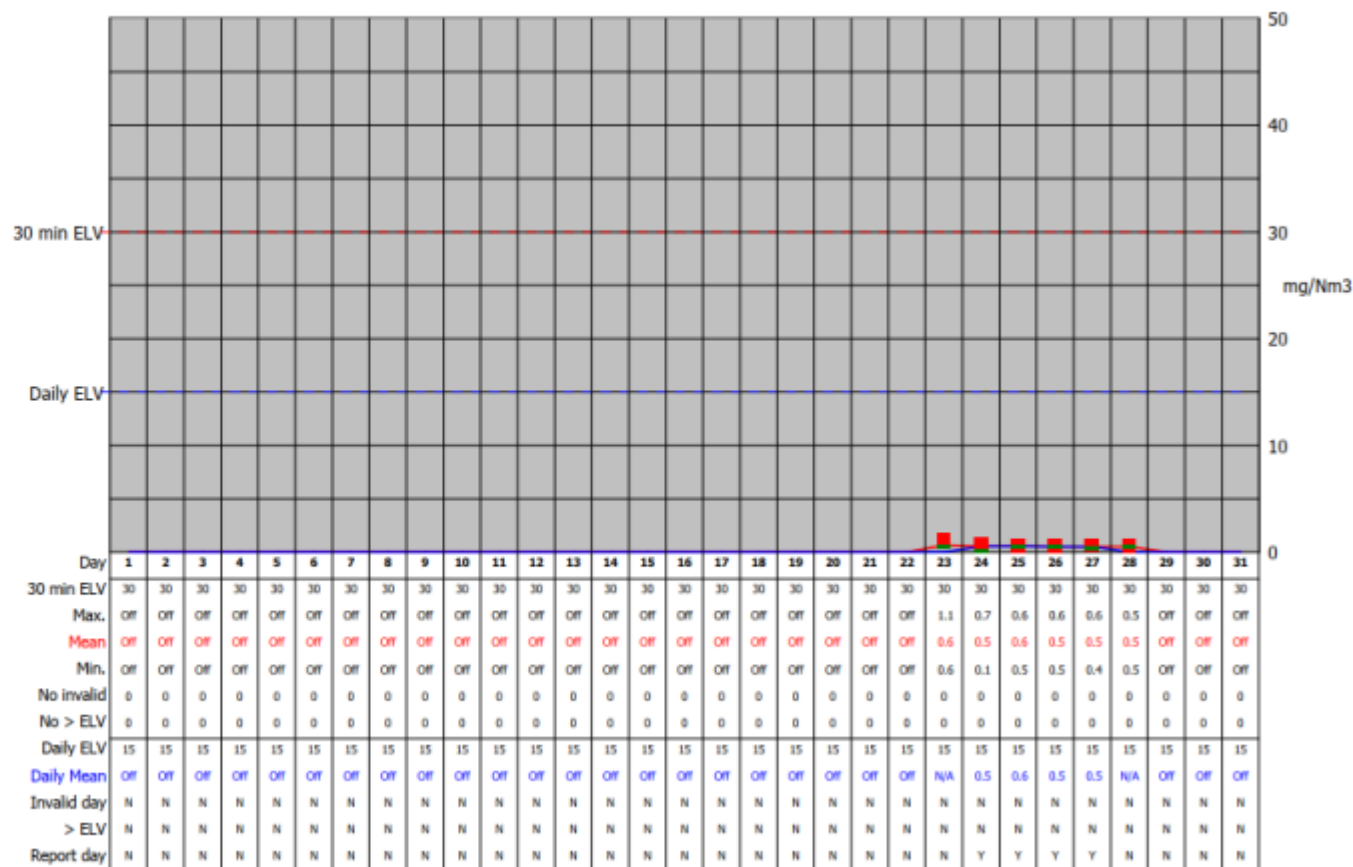
Date: **01/05/2023-31/05/2023**

Reporting of Continuously Monitored Emissions to Air for TOC, Emission Point Report for May, 2023



95th Percentile = 0.6
No. of valid averages = 215

Month summary	
30 min ELV	
Monthly max.	1.1
Monthly mean	0.5
Monthly min.	0.1
Total invalid	0
Sum > ELV	0
Daily ELV	
Monthly max	0.6
No. invalid days	0
No. > ELV	0
No. report days	4



SignedPaul Fitzsimmons.....

Date.....26/07/2023.....

(authorised to sign as representative of **Margam Green Energy Limited**)

Permit Number: **EPR/DP3137EG**

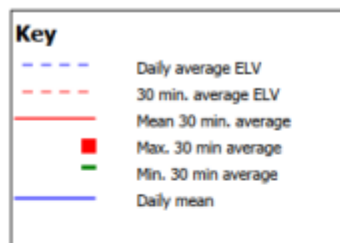
Operator: **Margam Green Energy Limited**

Facility: **Margam Green Energy Plant**

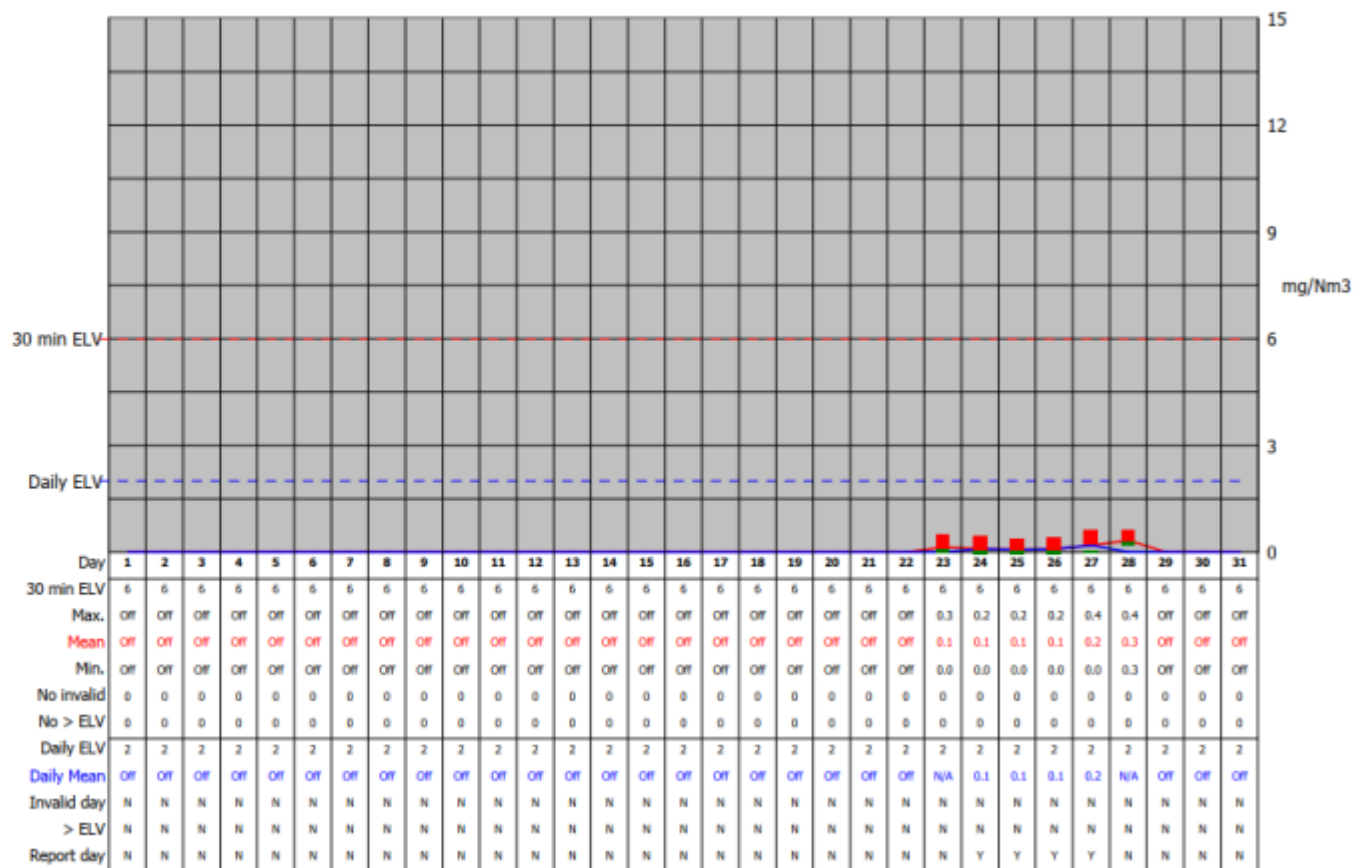
Form Number : **Air 1**

Date: **01/05/2023-31/05/2023**

Reporting of Continuously Monitored Emissions to Air for HF, Emission Point Report for May, 2023



95th Percentile = 0.3
No. of valid averages = 215



Month summary	
30 min ELV	
Monthly max.	0.4
Monthly mean	0.1
Monthly min.	0.0
Total invalid	0
Sum > ELV	0
Daily ELV	
Monthly max	0.2
No. invalid days	0
No. > ELV	0
No. report days	4

SignedPaul Fitzsimmons.....

Date.....26/07/2023.....

(authorised to sign as representative of **Margam Green Energy Limited**)

Permit Number: **EPR/DP3137EG**

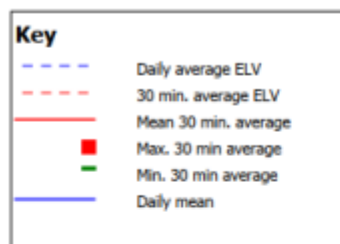
Operator: **Margam Green Energy Limited**

Facility: **Margam Green Energy Plant**

Form Number : **Air 1**

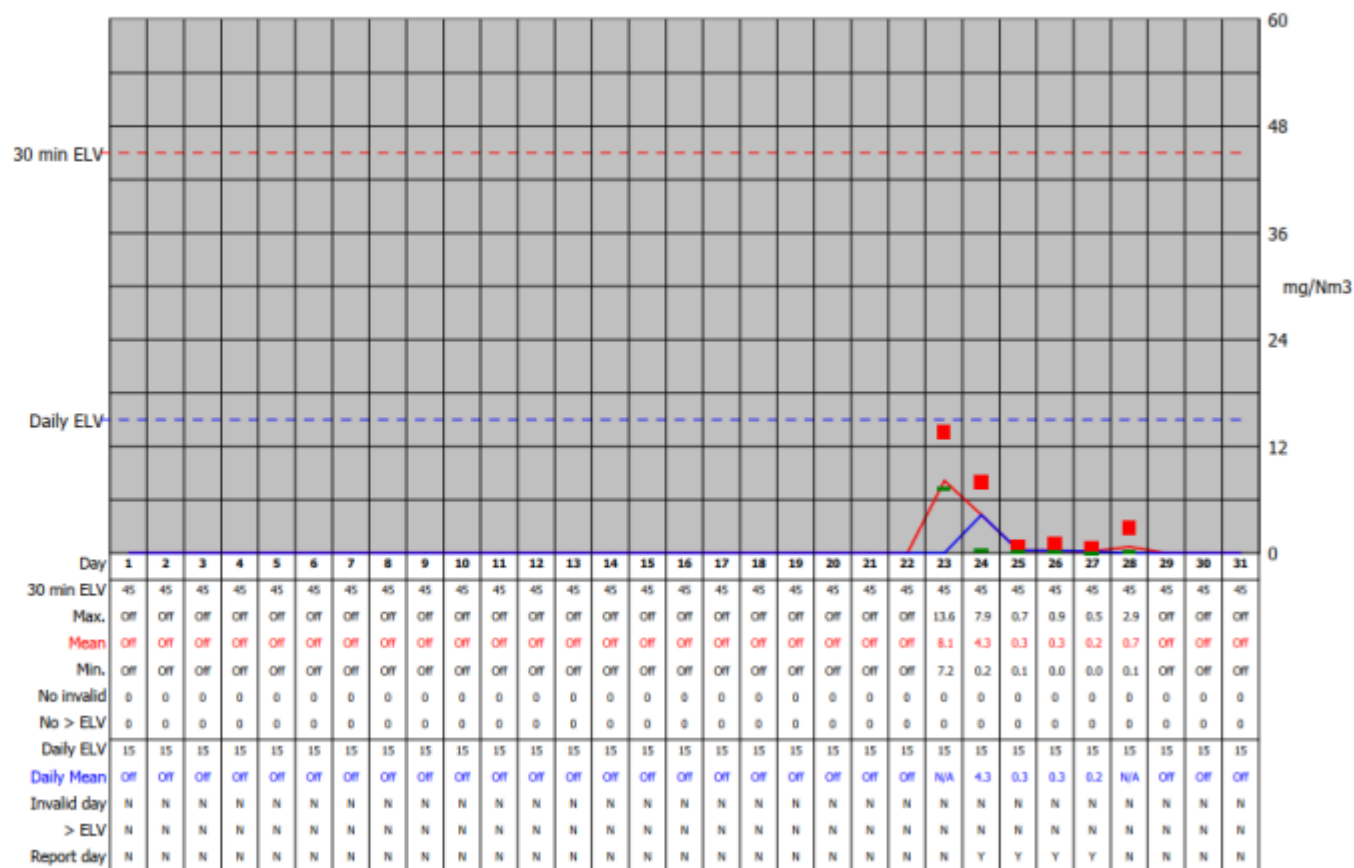
Date: **01/05/2023-31/05/2023**

Reporting of Continuously Monitored Emissions to Air for Dust, Emission Point Report for May, 2023



95th Percentile = 7.7
No. of valid averages = 215

Month summary	
30 min ELV	
Monthly max.	13.6
Monthly mean	1.8
Monthly min.	0.0
Total invalid	0
Sum > ELV	0
Daily ELV	
Monthly max	4.3
No. invalid days	0
No. > ELV	0
No. report days	4



SignedPaul Fitzsimmons.....

Date.....26/07/2023.....

(authorised to sign as representative of **Margam Green Energy Limited**)

Permit Number: **EPR/DP3137EG**

Operator: **Margam Green Energy Limited**

Facility: **Margam Green Energy Plant**

Form Number : **Air 1**

Date: **01/05/2023-31/05/2023**