

Permit Number: **EPR/DP3137EG**

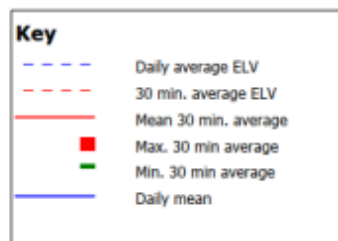
Operator: **Margam Green Energy Limited**

Facility: **Margam Green Energy Plant**

Form Number : **Air 1**

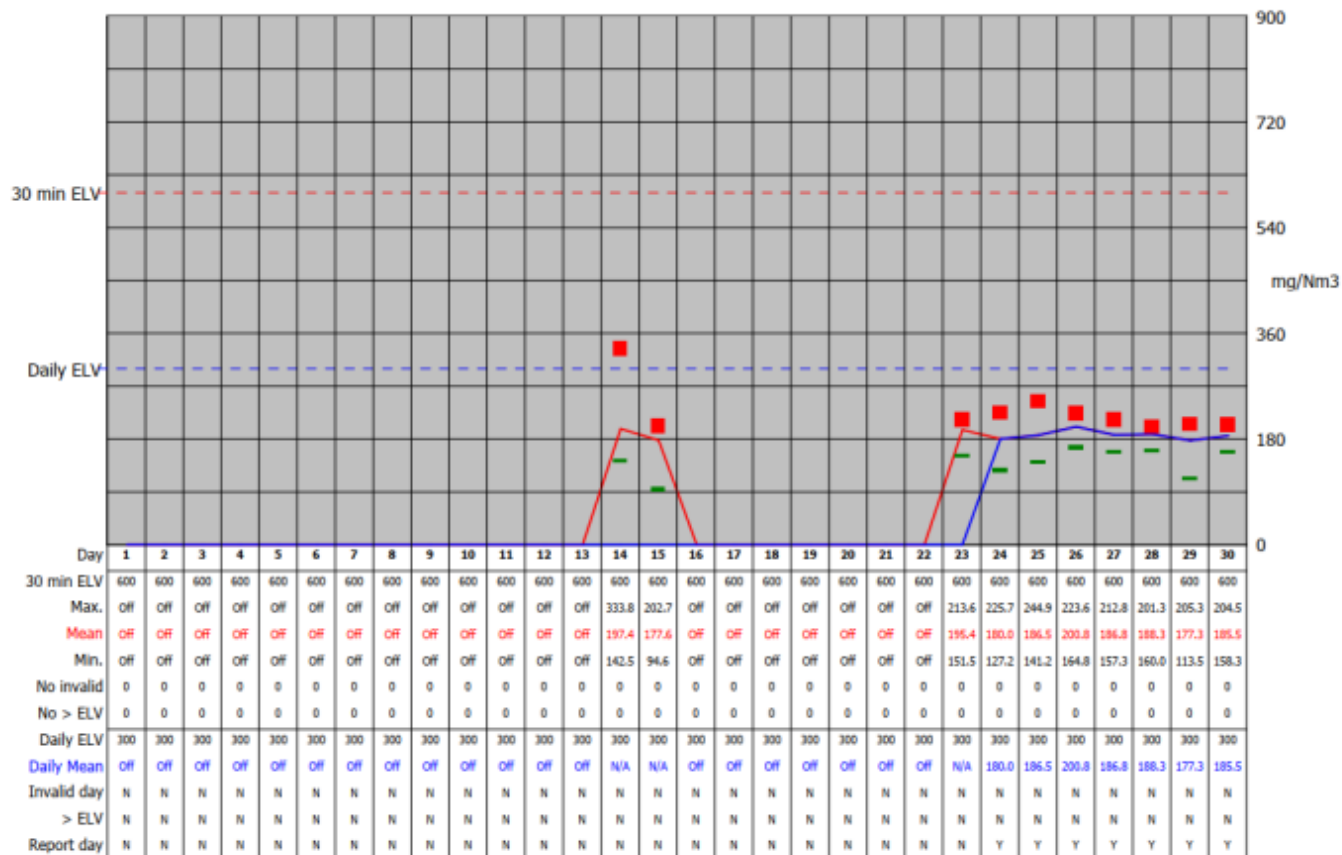
Date: **01/06/2022-30/06/2023**

### Reporting of Continuously Monitored Emissions to Air for NO<sub>x</sub>, Emission Point Report for June, 2023



95th Percentile = 207.6  
No. of valid averages = 397

Month summary	
<b>30 min ELV</b>	
Monthly max.	333.8
Monthly mean	186.4
Monthly min.	94.6
Total invalid	0
Sum > ELV	0
<b>Daily ELV</b>	
Monthly max	200.8
No. invalid days	0
No. > ELV	0
No. report days	7



Signed .....Paul Fitzsimmons.....

Date.....26/07/2023.....

(authorised to sign as representative of **Margam Green Energy Limited**)

Permit Number: **EPR/DP3137EG**

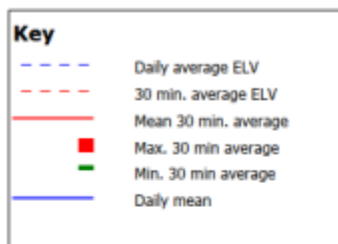
Operator: **Margam Green Energy Limited**

Facility: **Margam Green Energy Plant**

Form Number : **Air 1**

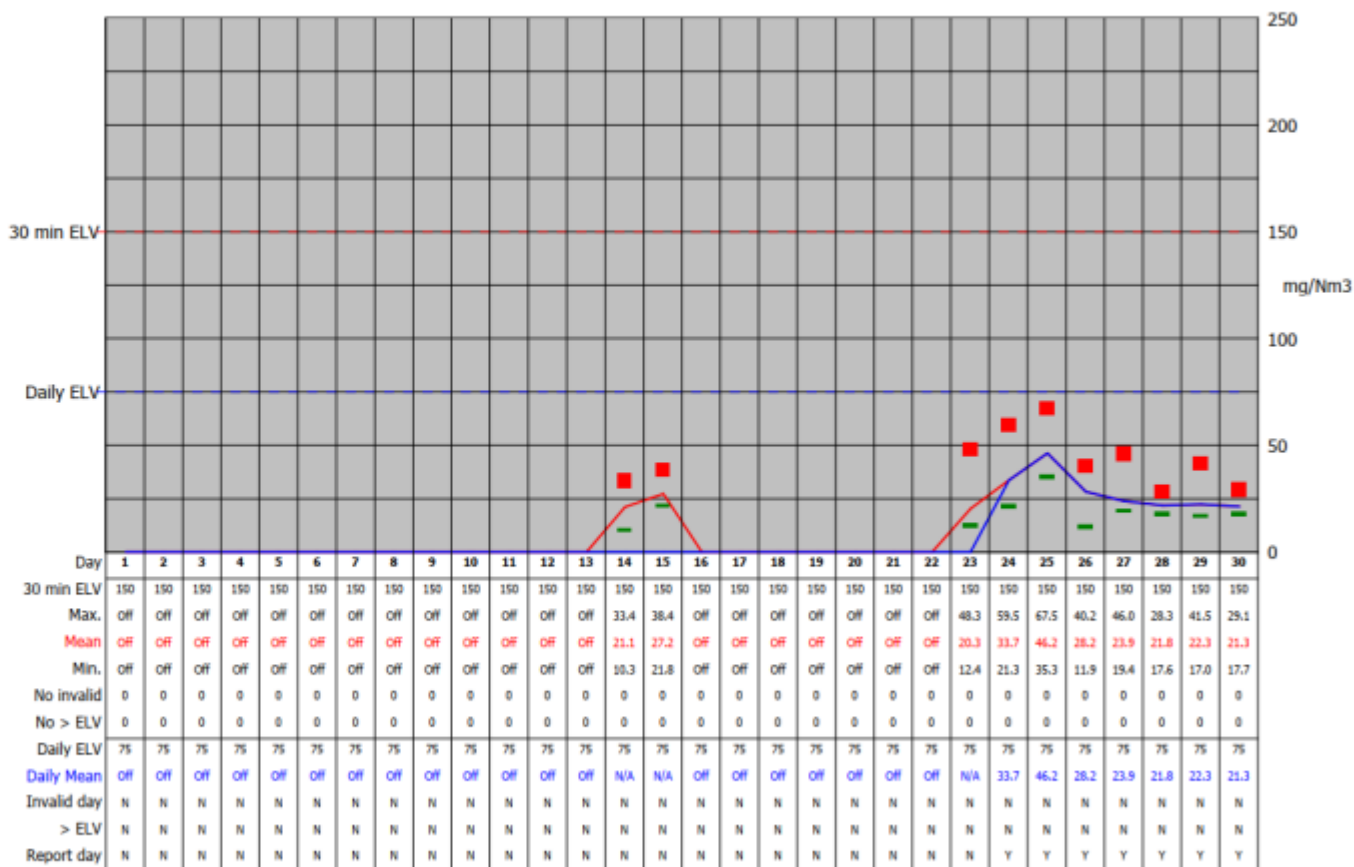
Date: **01/06/2022-30/06/2023**

### Reporting of Continuously Monitored Emissions to Air for CO, Emission Point Report for June, 2023



95th Percentile = 48.3  
No. of valid averages = 396

Month summary	
<b>30 min ELV</b>	
Monthly max.	67.5
Monthly mean	27.6
Monthly min.	10.3
Total invalid	0
Sum > ELV	0
<b>Daily ELV</b>	
Monthly max	46.2
No. invalid days	0
No. > ELV	0
No. report days	7



Signed .....Paul Fitzsimmons.....

Date.....26/07/2023.....

(authorised to sign as representative of **Margam Green Energy Limited**)

Permit Number: **EPR/DP3137EG**

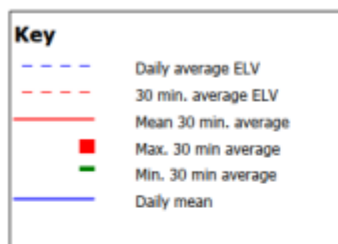
Operator: **Margam Green Energy Limited**

Facility: **Margam Green Energy Plant**

Form Number : **Air 1**

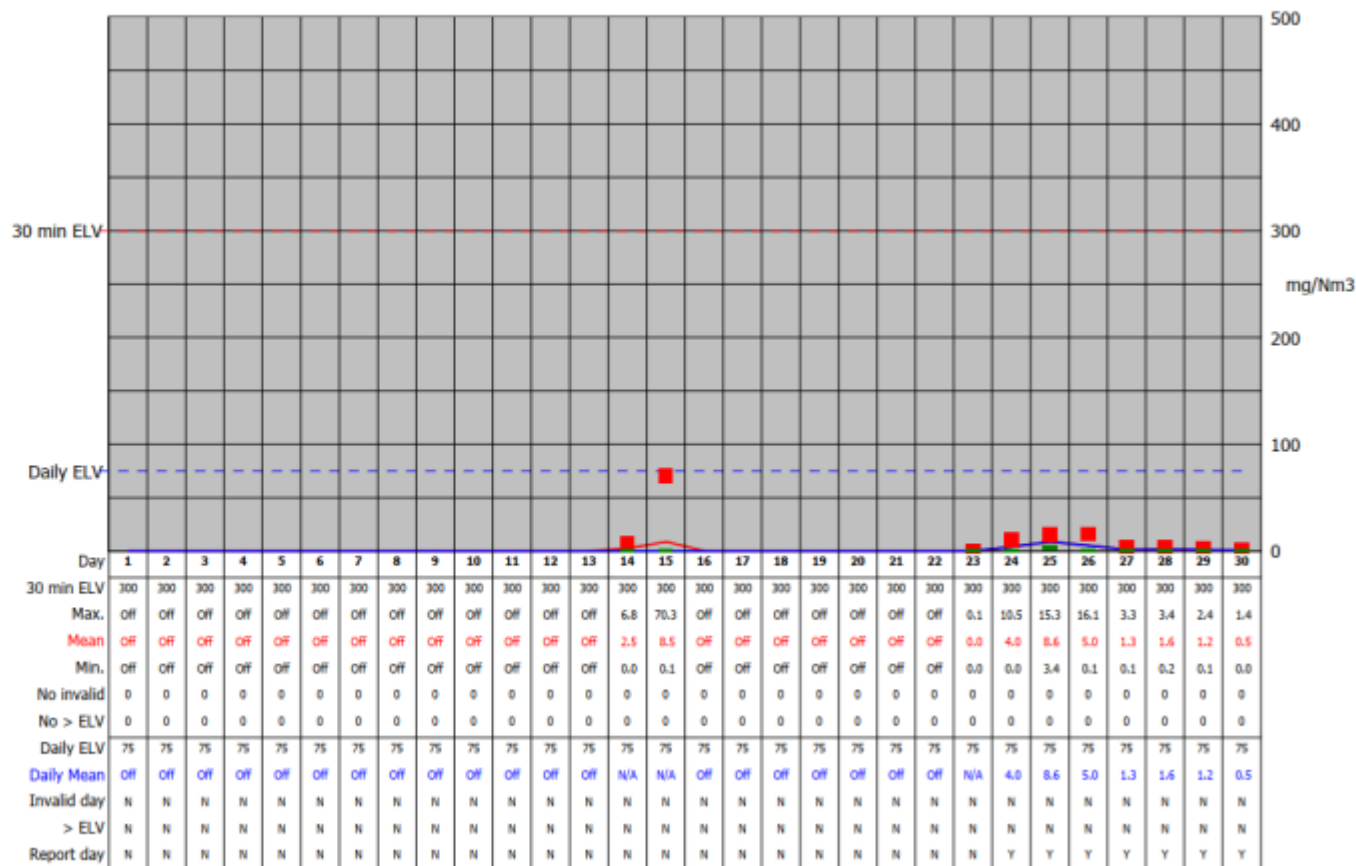
Date: **01/06/2022-30/06/2023**

### Reporting of Continuously Monitored Emissions to Air for SO<sub>2</sub>, Emission Point Report for June, 2023



95th Percentile = 11.6  
No. of valid averages = 397

Month summary	
30 min ELV	
Monthly max.	70.3
Monthly mean	3.5
Monthly min.	0.0
Total invalid	0
Sum > ELV	0
Daily ELV	
Monthly max	8.6
No. invalid days	0
No. > ELV	0
No. report days	7



Signed .....Paul Fitzsimmons.....

Date.....26/07/2023.....

(authorised to sign as representative of **Margam Green Energy Limited**)

Permit Number: **EPR/DP3137EG**

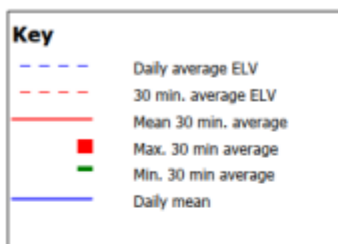
Operator: **Margam Green Energy Limited**

Facility: **Margam Green Energy Plant**

Form Number : **Air 1**

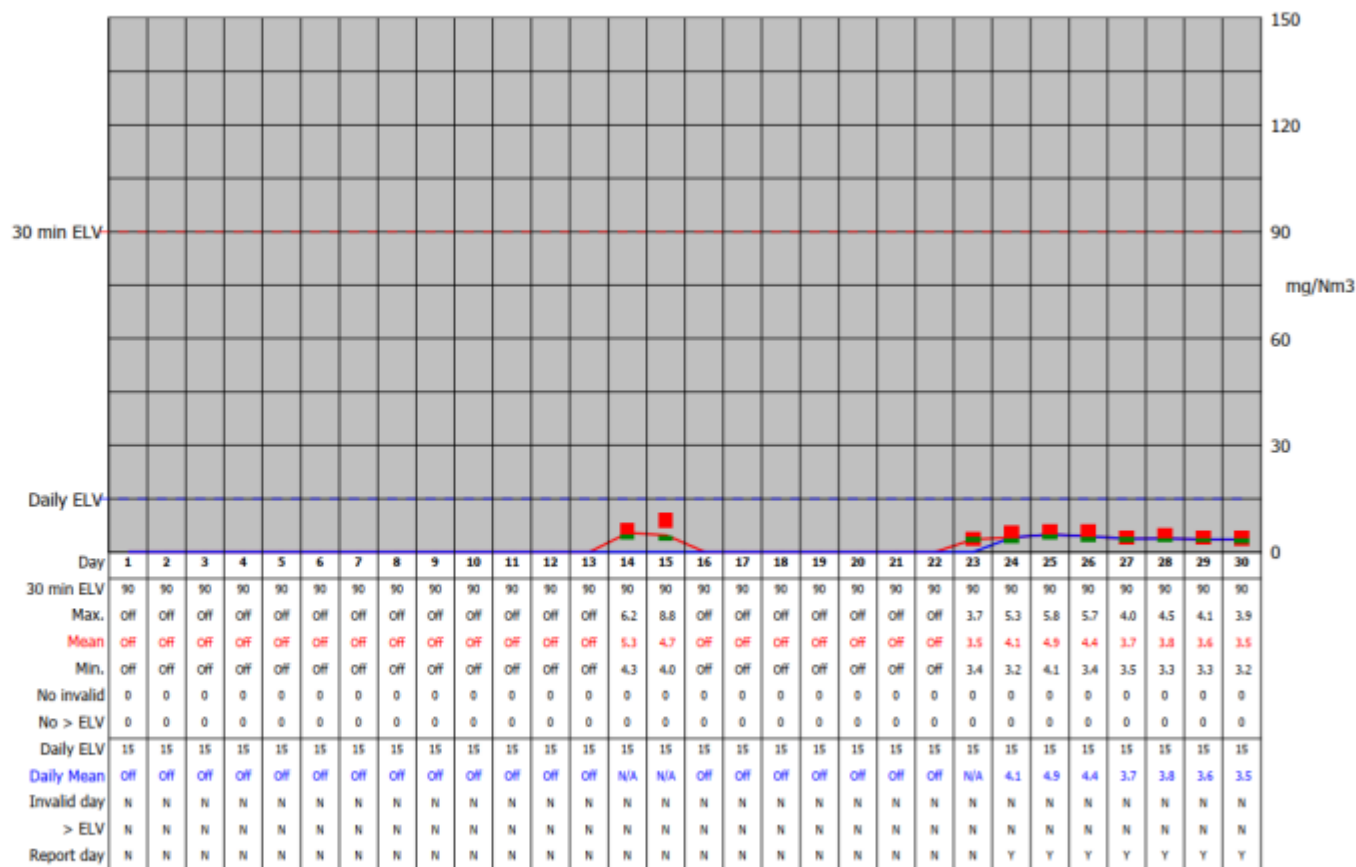
Date: **01/06/2022-30/06/2023**

### Reporting of Continuously Monitored Emissions to Air for HCl, Emission Point Report for June, 2023



95th Percentile = 5.3  
No. of valid averages = 397

Month summary	
<b>30 min ELV</b>	
Monthly max.	8.8
Monthly mean	4.1
Monthly min.	3.2
Total invalid	0
Sum > ELV	0
<b>Daily ELV</b>	
Monthly max	4.9
No. invalid days	0
No. > ELV	0
No. report days	7



Signed .....Paul Fitzsimmons.....

Date.....26/07/2023.....

(authorised to sign as representative of **Margam Green Energy Limited**)

Permit Number: **EPR/DP3137EG**


Operator: **Margam Green Energy Limited**

Facility: **Margam Green Energy Plant**

Form Number : **Air 1**

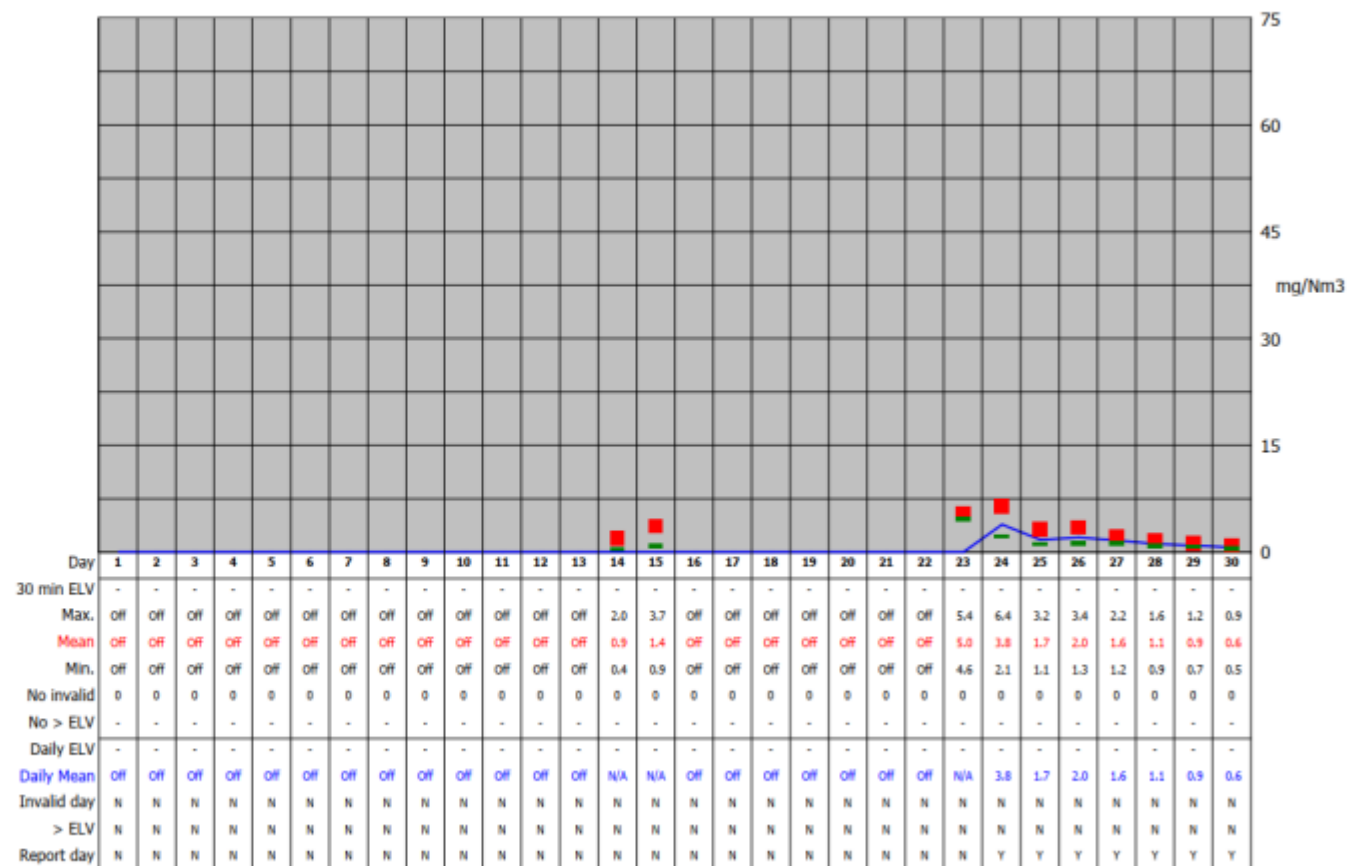
Date: **01/06/2022-30/06/2023**

### Reporting of Continuously Monitored Emissions to Air for NH<sub>3</sub> , Emission Point Report for June, 2023



95th Percentile = 4.7  
No. of valid averages = 397

Month summary	
30 min ELV	
Monthly max.	6.4
Monthly mean	1.8
Monthly min.	0.4
Total invalid	0
Sum > ELV	0
Daily ELV	
Monthly max	3.8
No. invalid days	0
No. > ELV	0
No. report days	7



Signed .....Paul Fitzsimmons.....

Date.....26/07/2023.....

(authorised to sign as representative of **Margam Green Energy Limited**)

Permit Number: **EPR/DP3137EG**

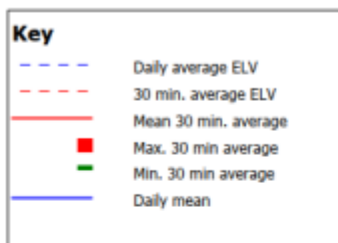
Operator: **Margam Green Energy Limited**

Facility: **Margam Green Energy Plant**

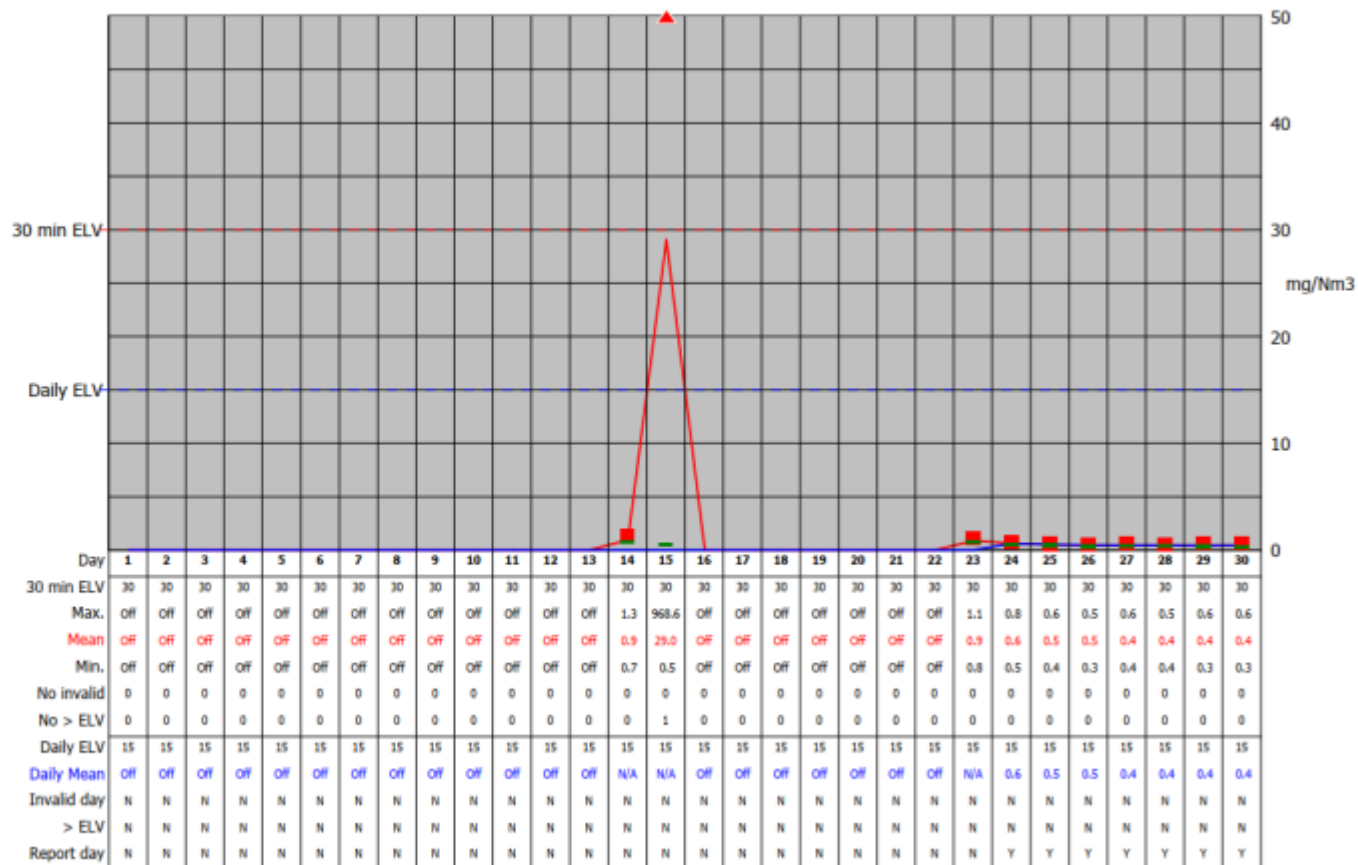
Form Number : **Air 1**

Date: **01/06/2022-30/06/2023**

### Reporting of Continuously Monitored Emissions to Air for TOC, Emission Point Report for June, 2023



95th Percentile = 0.8  
No. of valid averages = 397



Month summary	
30 min ELV	
Monthly max.	968.6
Monthly mean	2.9
Monthly min.	0.3
Total invalid	0
Sum > ELV	1
Daily ELV	
Monthly max	0.6
No. invalid days	0
No. > ELV	0
No. report days	7

Signed .....Paul Fitzsimmons.....

Date.....26/07/2023.....

(authorised to sign as representative of **Margam Green Energy Limited**)

Permit Number: **EPR/DP3137EG**

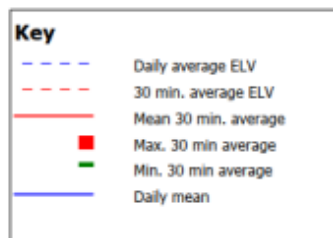
Operator: **Margam Green Energy Limited**

Facility: **Margam Green Energy Plant**

Form Number : **Air 1**

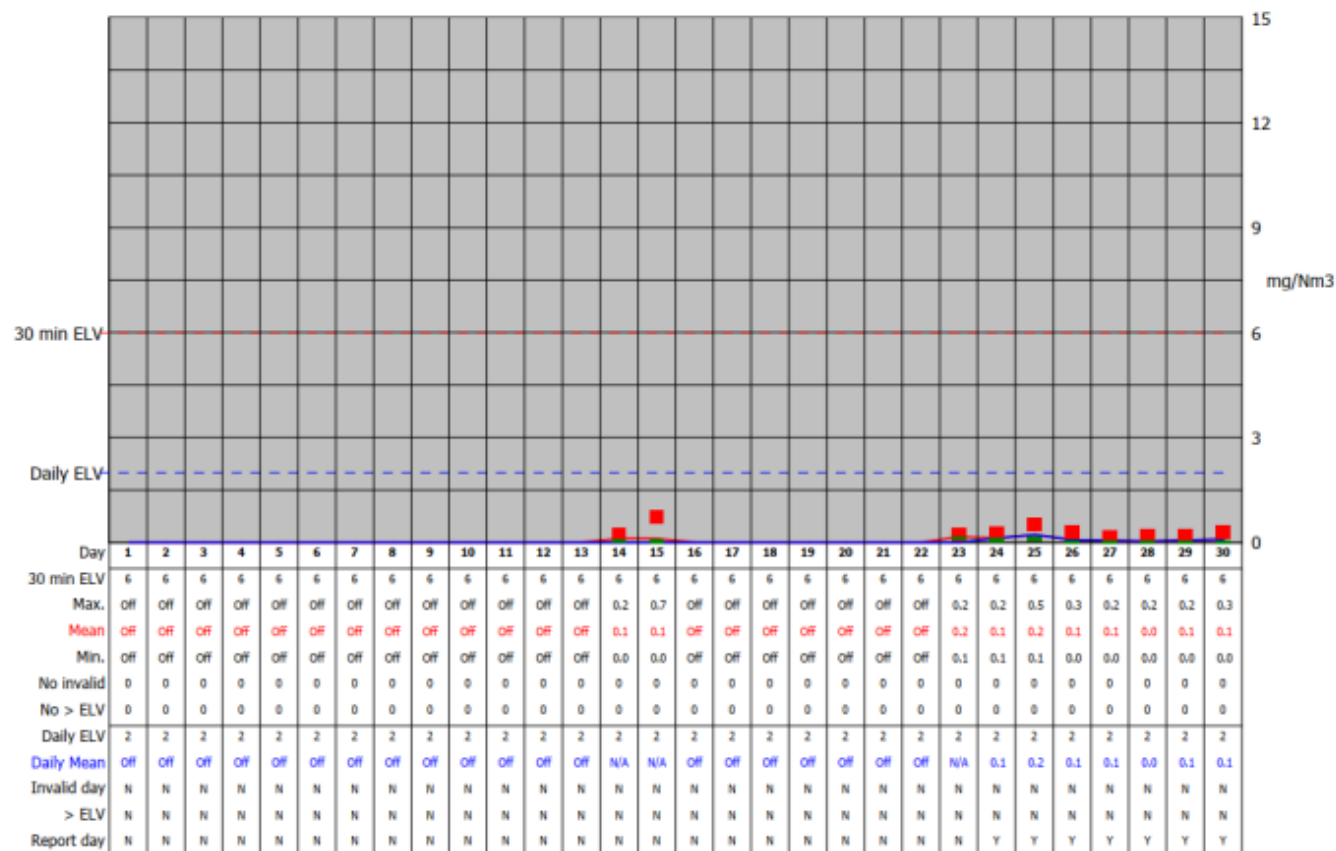
Date: **01/06/2022-30/06/2023**

### Reporting of Continuously Monitored Emissions to Air for HF, Emission Point Report for June, 2023



95th Percentile = 0.2  
No. of valid averages = 397

Month summary	
30 min ELV	
Monthly max.	0.7
Monthly mean	0.1
Monthly min.	0.0
Total invalid	0
Sum > ELV	0
Daily ELV	
Monthly max	0.2
No. invalid days	0
No. > ELV	0
No. report days	7



Signed .....Paul Fitzsimmons.....

Date.....26/07/2023.....

(authorised to sign as representative of **Margam Green Energy Limited**)

Permit Number: **EPR/DP3137EG**

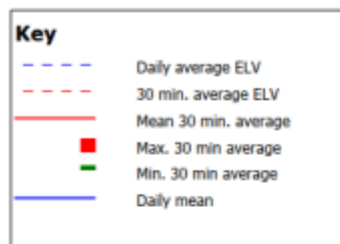
Operator: **Margam Green Energy Limited**

Facility: **Margam Green Energy Plant**

Form Number : **Air 1**

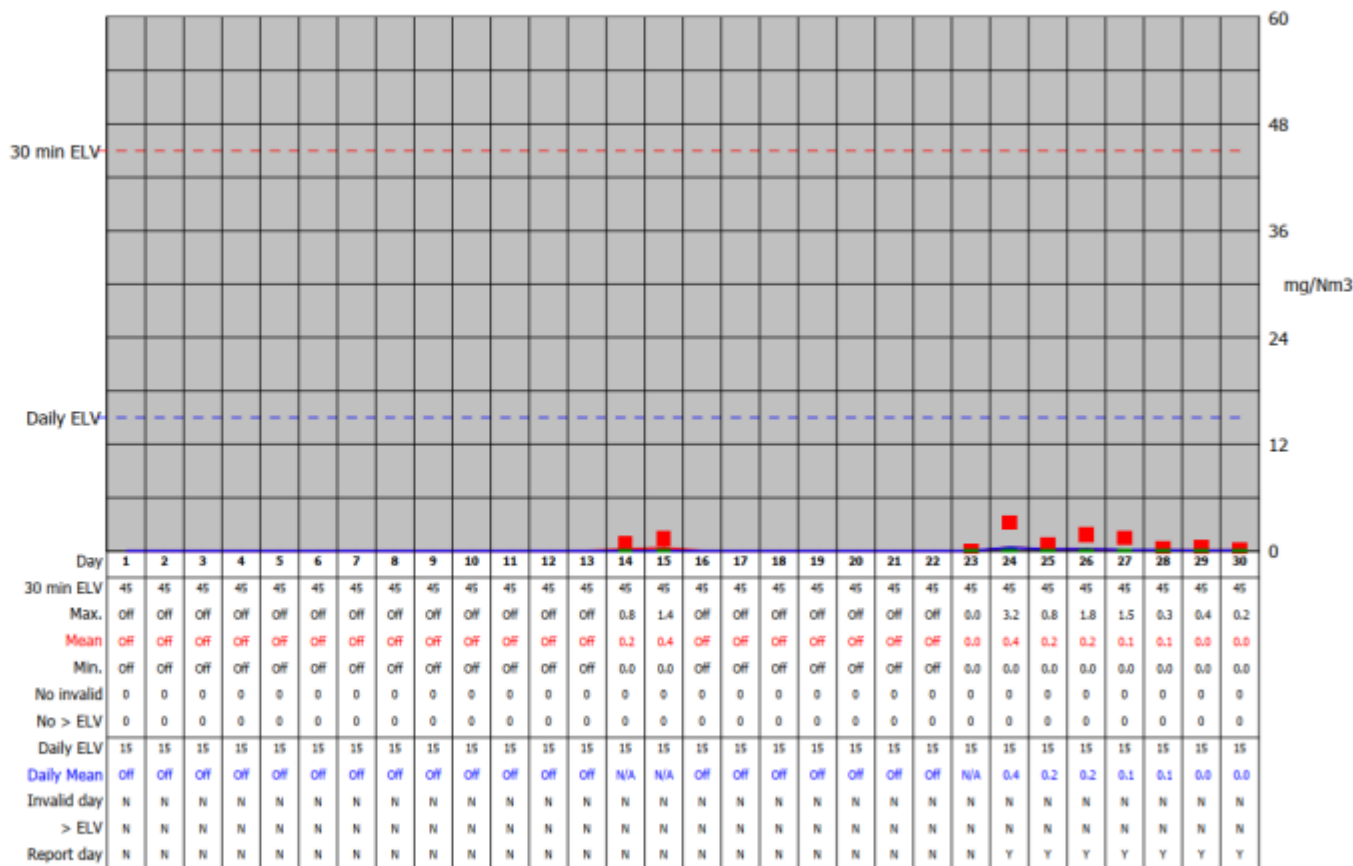
Date: **01/06/2022-30/06/2023**

**Reporting of Continuously Monitored Emissions to Air for Dust, Emission Point Report for June, 2023**



95th Percentile = 0.7  
No. of valid averages = 397

Month summary	
<b>30 min ELV</b>	
Monthly max.	3.2
Monthly mean	0.2
Monthly min.	0.0
Total invalid	0
Sum > ELV	0
<b>Daily ELV</b>	
Monthly max	0.4
No. invalid days	0
No. > ELV	0
No. report days	7



Signed .....Paul Fitzsimmons.....  
(authorised to sign as representative of **Margam Green Energy Limited**)

Date.....26/07/2023.....