

Permit Number: **EPR/DP3137EG**

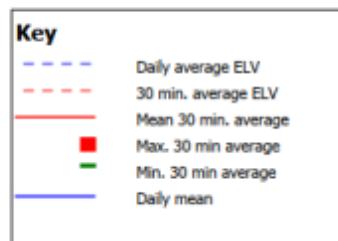
Operator: **Margam Green Energy Limited**

Facility: **Margam Green Energy Plant**

Form Number : **Air 1**

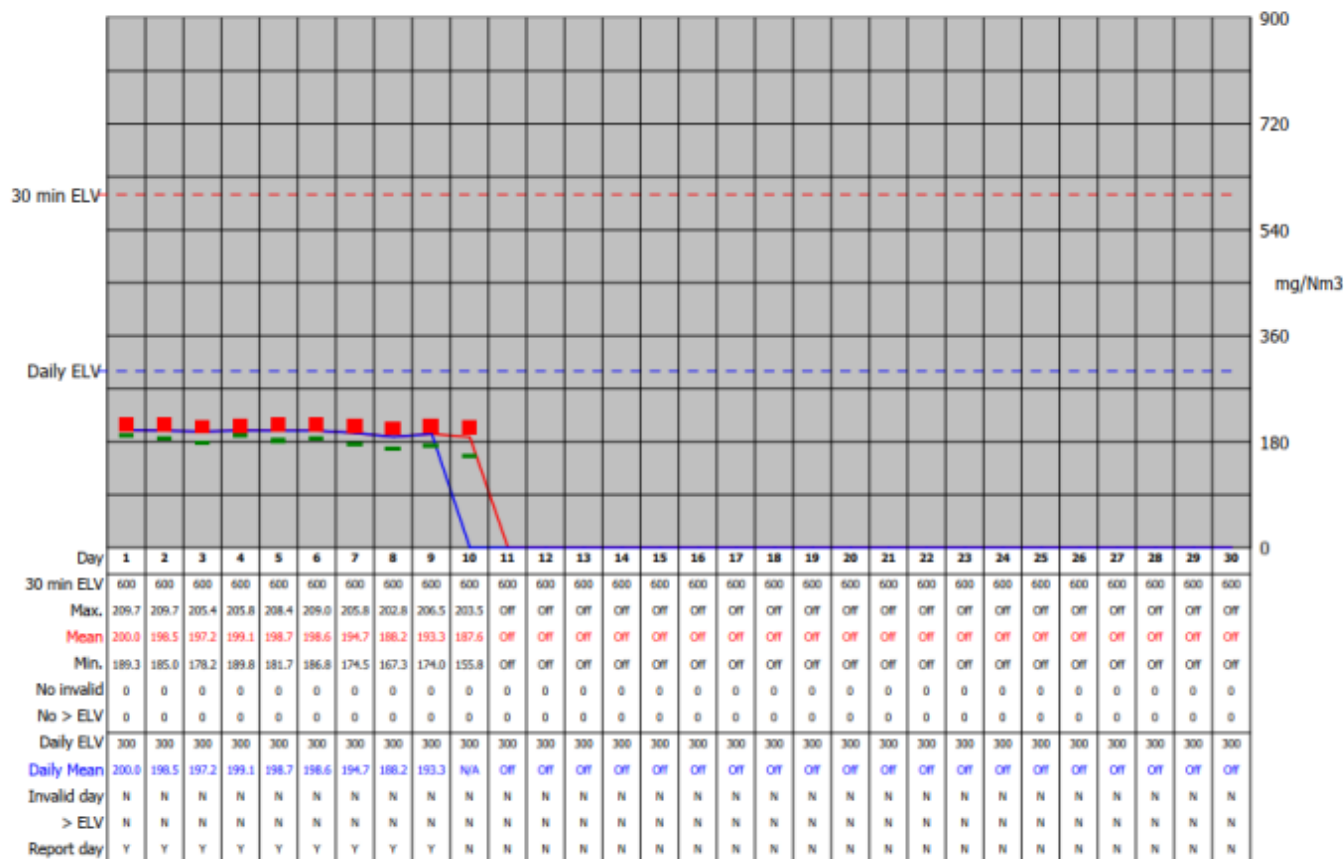
Date: **01/04/2023-30/04/2023**

### Reporting of Continuously Monitored Emissions to Air for NO<sub>x</sub>, Emission Point Report for April, 2023



95th Percentile = 204.5  
No. of valid averages = 466

Month summary	
<b>30 min ELV</b>	
Monthly max.	209.7
Monthly mean	195.8
Monthly min.	155.8
Total invalid	0
Sum > ELV	0
<b>Daily ELV</b>	
Monthly max	200.0
No. invalid days	0
No. > ELV	0
No. report days	9



Signed .....Paul Fitzsimmons.....

Date.....26/07/2023.....

(authorised to sign as representative of **Margam Green Energy Limited**)

Permit Number: **EPR/DP3137EG**

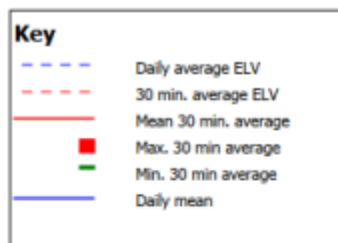
Operator: **Margam Green Energy Limited**

Facility: **Margam Green Energy Plant**

Form Number : **Air 1**

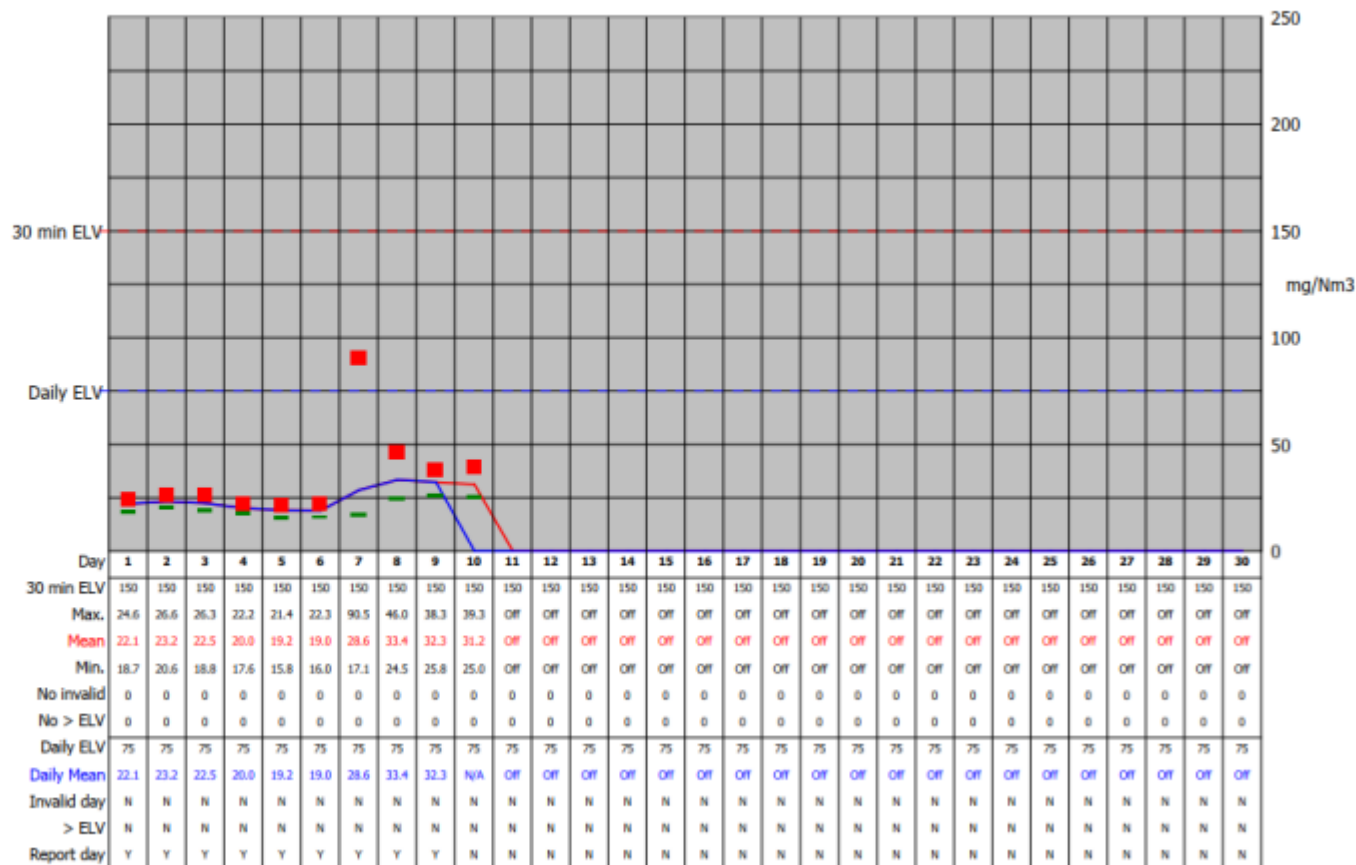
Date: **01/04/2023-30/04/2023**

### Reporting of Continuously Monitored Emissions to Air for CO, Emission Point Report for April, 2023



95th Percentile = 37.2  
No. of valid averages = 466

Month summary	
<b>30 min ELV</b>	
Monthly max.	90.5
Monthly mean	25.0
Monthly min.	15.8
Total invalid	0
Sum > ELV	0
<b>Daily ELV</b>	
Monthly max	33.4
No. invalid days	0
No. > ELV	0
No. report days	9



Signed .....Paul Fitzsimmons.....

Date.....26/07/2023.....

(authorised to sign as representative of **Margam Green Energy Limited**)

Permit Number: **EPR/DP3137EG**

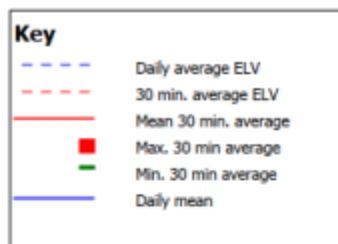
Operator: **Margam Green Energy Limited**

Facility: **Margam Green Energy Plant**

Form Number : **Air 1**

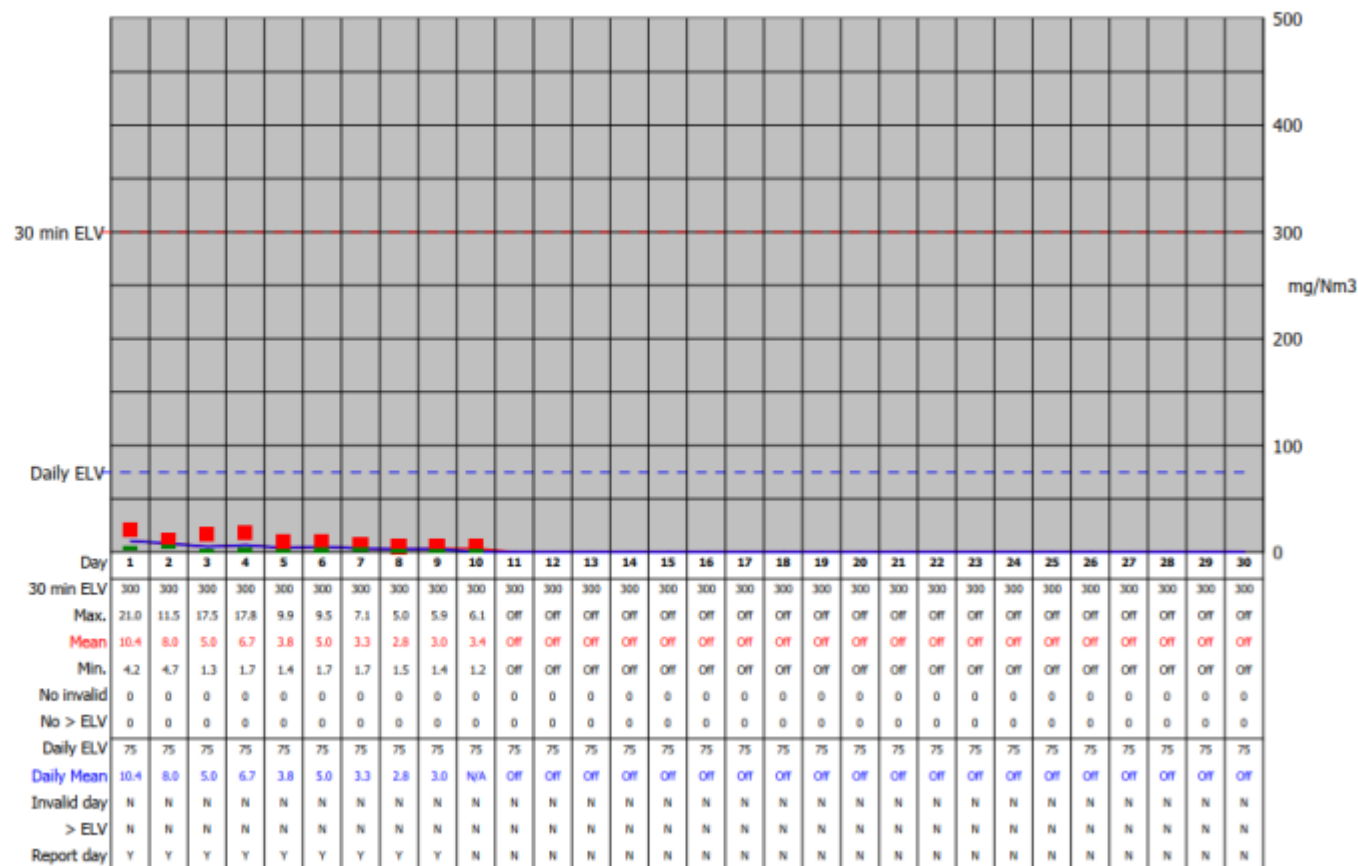
Date: **01/04/2023-30/04/2023**

### Reporting of Continuously Monitored Emissions to Air for SO<sub>2</sub>, Emission Point Report for April, 2023



95th Percentile = 12.5  
No. of valid averages = 466

Month summary	
<b>30 min ELV</b>	
Monthly max.	21.0
Monthly mean	5.2
Monthly min.	1.2
Total invalid	0
Sum > ELV	0
<b>Daily ELV</b>	
Monthly max	10.4
No. invalid days	0
No. > ELV	0
No. report days	9



Signed .....Paul Fitzsimmons.....

Date.....26/07/2023.....

(authorised to sign as representative of **Margam Green Energy Limited**)

Permit Number: **EPR/DP3137EG**

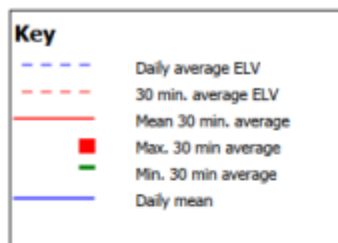
Operator: **Margam Green Energy Limited**

Facility: **Margam Green Energy Plant**

Form Number : **Air 1**

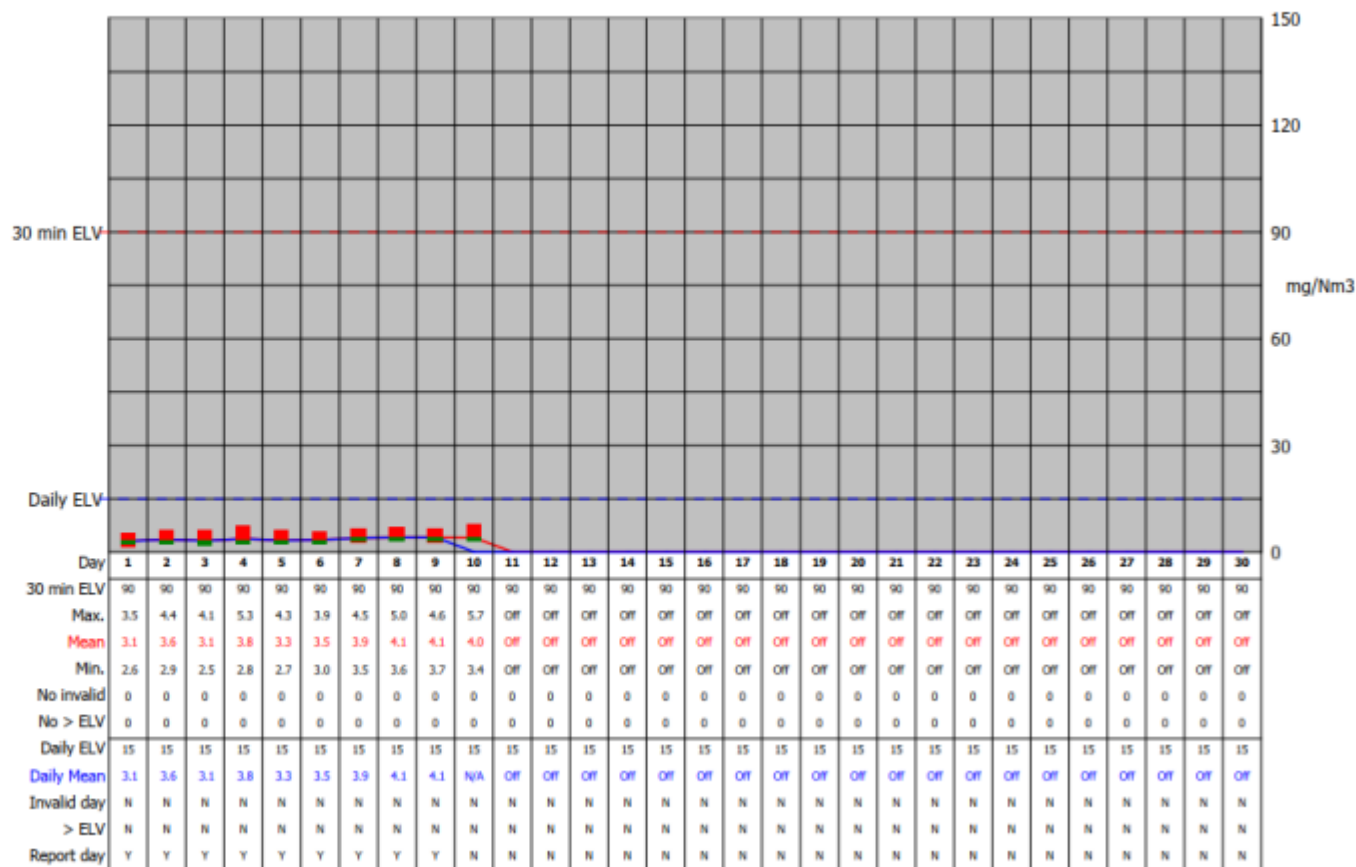
Date: **01/04/2023-30/04/2023**

### Reporting of Continuously Monitored Emissions to Air for HCl, Emission Point Report for April, 2023



95th Percentile = 4.5  
No. of valid averages = 466

Month summary	
<b>30 min ELV</b>	
Monthly max.	5.7
Monthly mean	3.6
Monthly min.	2.5
Total invalid	0
Sum > ELV	0
<b>Daily ELV</b>	
Monthly max	4.1
No. invalid days	0
No. > ELV	0
No. report days	9



Signed .....Paul Fitzsimmons.....

Date.....26/07/2023.....

(authorised to sign as representative of **Margam Green Energy Limited**)

Permit Number: **EPR/DP3137EG**

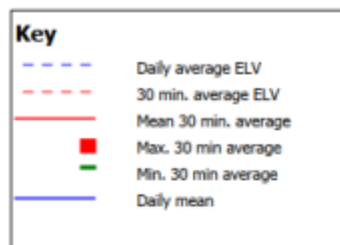
Operator: **Margam Green Energy Limited**

Facility: **Margam Green Energy Plant**

Form Number : **Air 1**

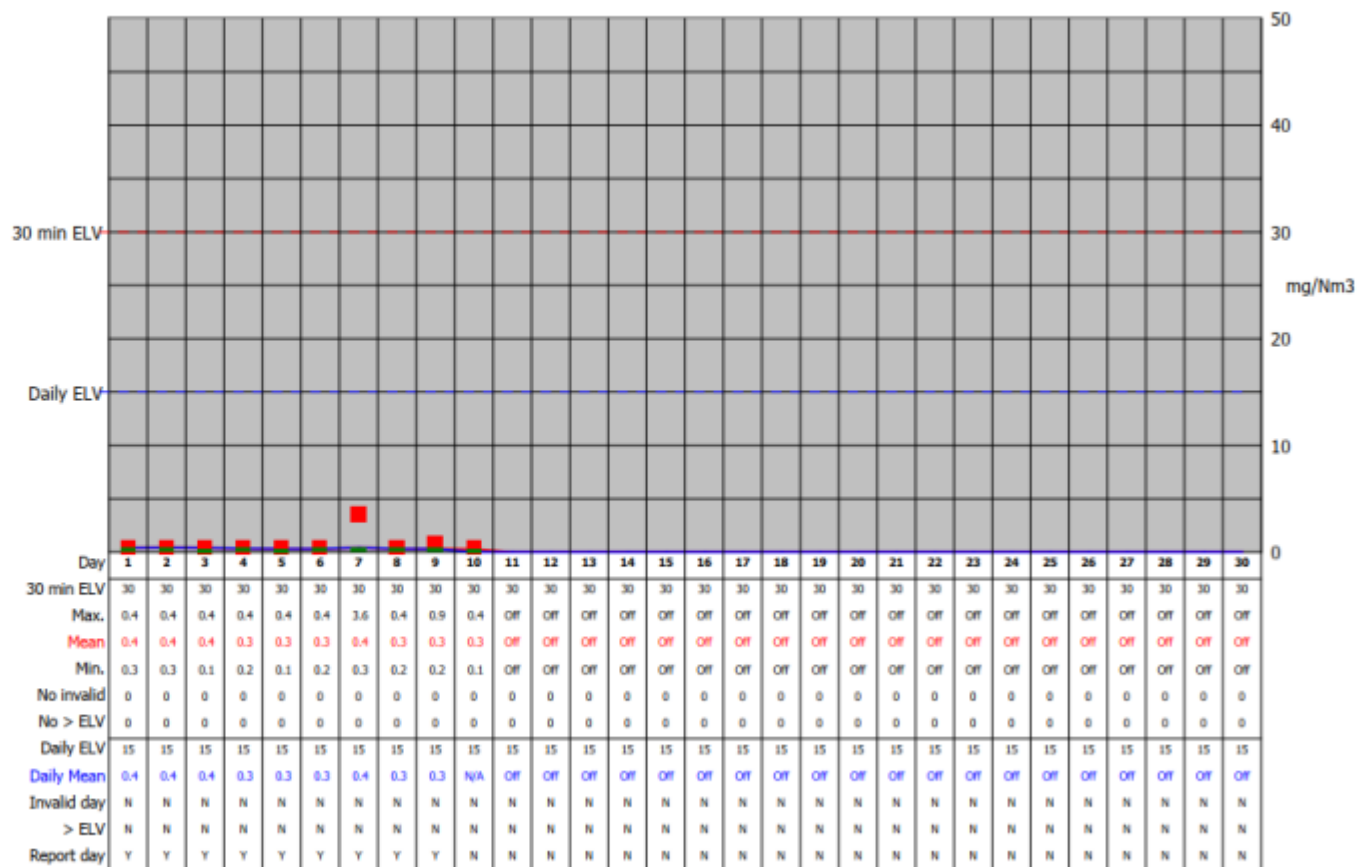
Date: **01/04/2023-30/04/2023**

### Reporting of Continuously Monitored Emissions to Air for TOC, Emission Point Report for April, 2023



95th Percentile = 0.4  
No. of valid averages = 466

Month summary	
<b>30 min ELV</b>	
Monthly max.	3.6
Monthly mean	0.3
Monthly min.	0.1
Total invalid	0
Sum > ELV	0
<b>Daily ELV</b>	
Monthly max	0.4
No. invalid days	0
No. > ELV	0
No. report days	9



Signed .....Paul Fitzsimmons.....

Date.....26/07/2023.....

(authorised to sign as representative of **Margam Green Energy Limited**)

Permit Number: **EPR/DP3137EG**


Operator: **Margam Green Energy Limited**

Facility: **Margam Green Energy Plant**

Form Number : **Air 1**

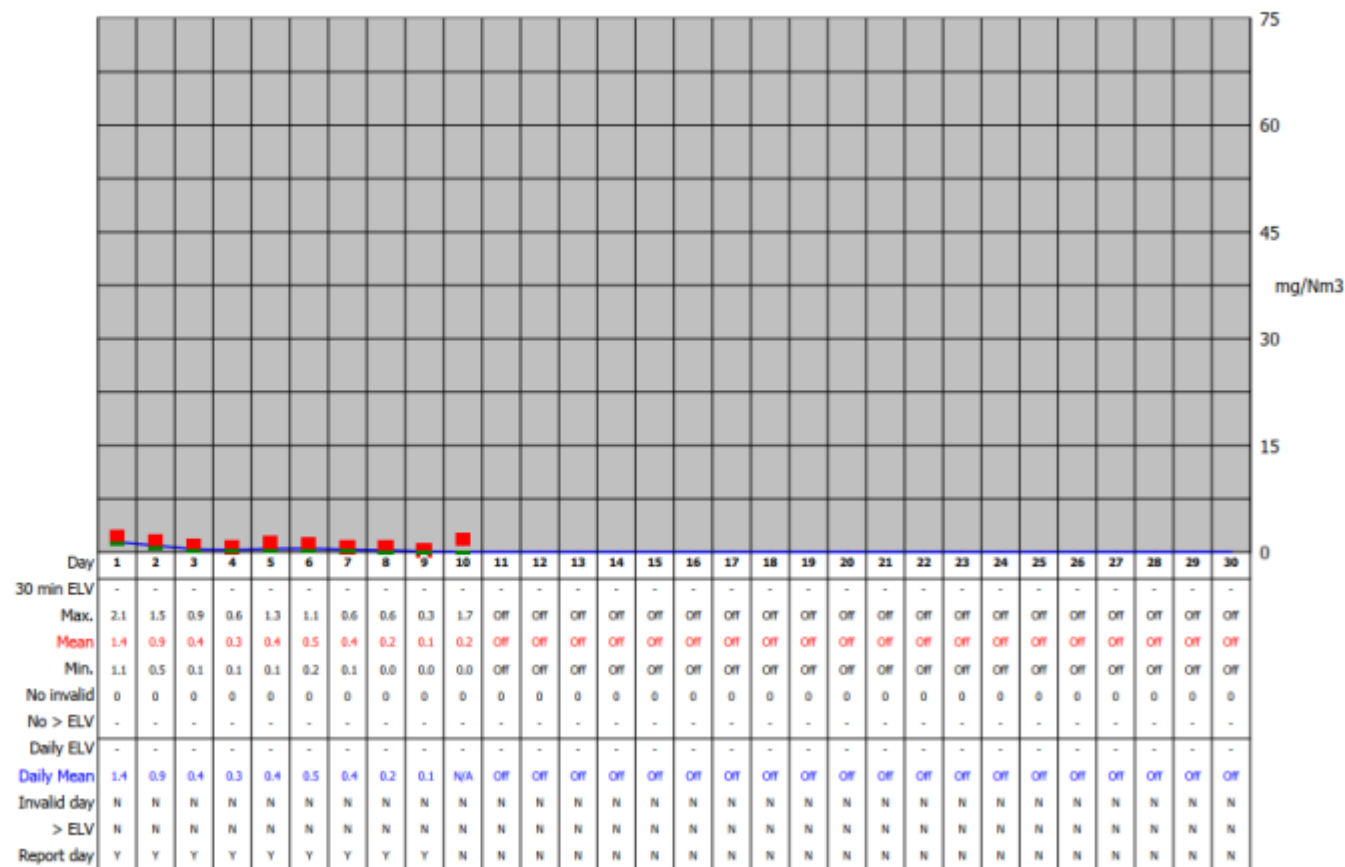
Date: **01/04/2023-30/04/2023**

### Reporting of Continuously Monitored Emissions to Air for NH<sub>3</sub> , Emission Point Report for April, 2023



95th Percentile = 1.3  
No. of valid averages = 466

Month summary	
30 min ELV	
Monthly max.	2.1
Monthly mean	0.5
Monthly min.	0.0
Total invalid	0
Sum > ELV	0
Daily ELV	
Monthly max	1.4
No. invalid days	0
No. > ELV	0
No. report days	9



Signed .....Paul Fitzsimmons.....

Date.....26/07/2023.....

(authorised to sign as representative of **Margam Green Energy Limited**)

Permit Number: **EPR/DP3137EG**

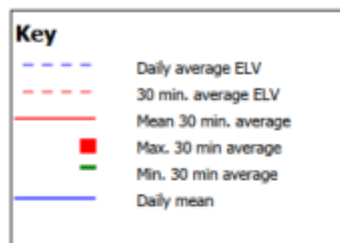
Operator: **Margam Green Energy Limited**

Facility: **Margam Green Energy Plant**

Form Number : **Air 1**

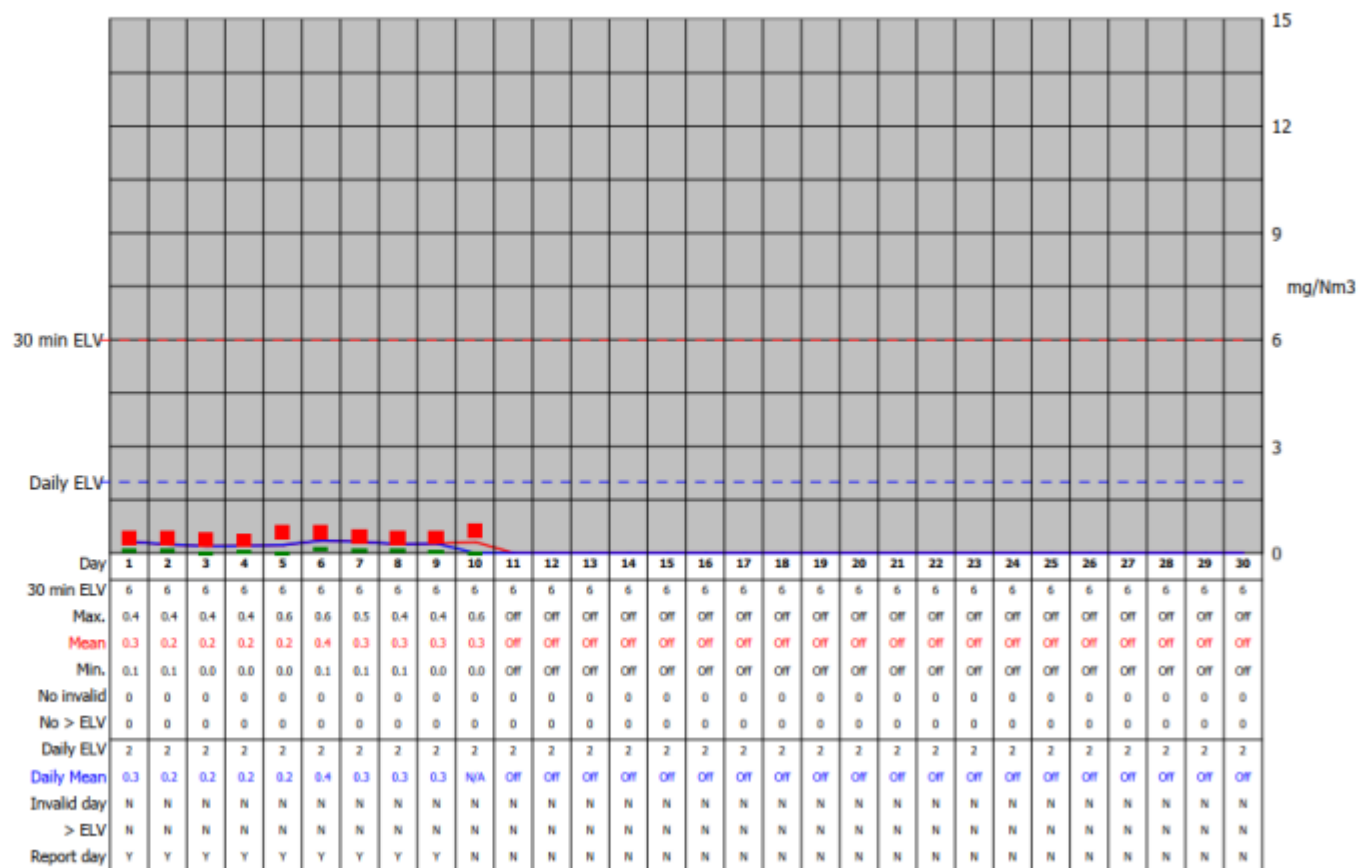
Date: **01/04/2023-30/04/2023**

### Reporting of Continuously Monitored Emissions to Air for HF, Emission Point Report for April, 2023



95th Percentile = 0.5  
No. of valid averages = 466

Month summary	
<b>30 min ELV</b>	
Monthly max.	0.6
Monthly mean	0.3
Monthly min.	0.0
Total invalid	0
Sum > ELV	0
<b>Daily ELV</b>	
Monthly max	0.4
No. invalid days	0
No. > ELV	0
No. report days	9



Signed .....Paul Fitzsimmons.....

Date.....26/07/2023.....

(authorised to sign as representative of **Margam Green Energy Limited**)

Permit Number: **EPR/DP3137EG**

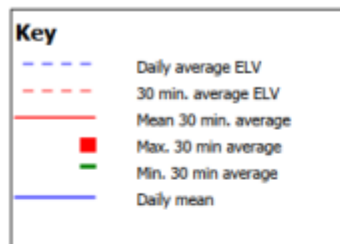
Operator: **Margam Green Energy Limited**

Facility: **Margam Green Energy Plant**

Form Number : **Air 1**

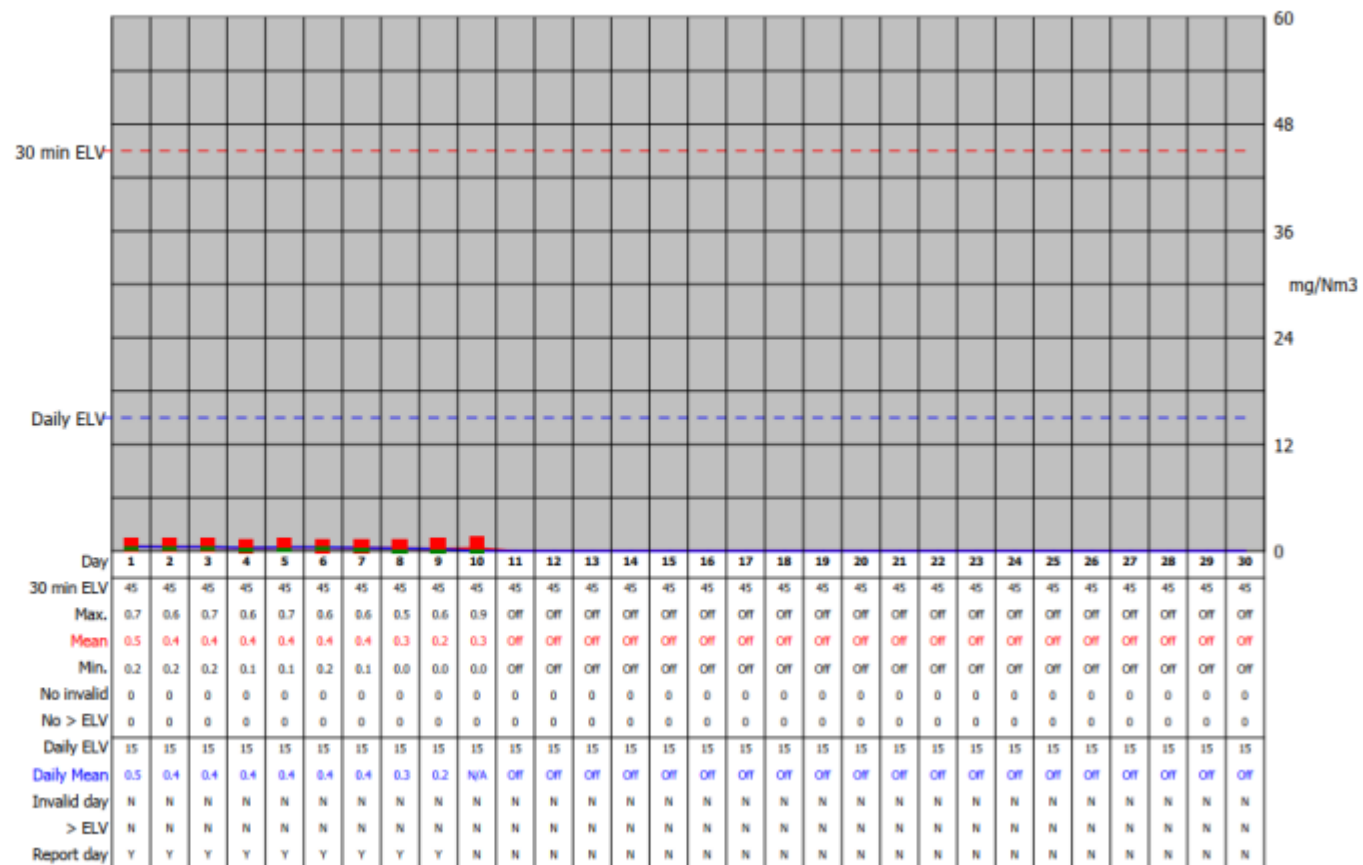
Date: **01/04/2023-30/04/2023**

### Reporting of Continuously Monitored Emissions to Air for Dust, Emission Point Report for April, 2023



95th Percentile = 0.6  
No. of valid averages = 466

Month summary	
<b>30 min ELV</b>	
Monthly max.	0.9
Monthly mean	0.4
Monthly min.	0.0
Total invalid	0
Sum > ELV	0
<b>Daily ELV</b>	
Monthly max	0.5
No. invalid days	0
No. > ELV	0
No. report days	9



Signed .....Paul Fitzsimmons..... Date.....26/07/2023.....  
(authorised to sign as representative of **Margam Green Energy Limited**)



Permit Number: **EPR/DP3137EG**

Operator: **Margam Green Energy Limited**

Facility: **Margam Green Energy Plant**

Form Number : **Air 1**

Date: **01/04/2023-30/04/2023**