



# Location Plan

## Rosedew Farm

**Site:**

Rosedew Farm





Llantwit Major

CF61 1PZ

**Client:**

Dŵr Cymru / Welsh Water

**Key:**

-  Spreading area
-  No-spread area
-  10m no spread buffer
-  Track/footpath- *no spread*

**Storage:**

Lagoon – SS 97572 67485

**Map reference:**

RF-01





# Location Plan

## Rosedew Farm

**Site:**

Rosedew Farm





Llantwit Major

CF61 1PZ

**Client:**

Dŵr Cymru / Welsh Water

**Key:**

-  Spreading area
-  No-spread area
-  10m no spread buffer
-  Track/footpath- *no spread*

**Storage:**

Lagoon – SS 97572 67485

**Map reference:**

RF-02





# Location Plan Rosedew Farm

## Location of sensitive receptors

**Site:**  
Rosedew Farm  
Llantwit Major  
CF61 1PZ

### Key:

 Restored ancient Woodland

