

Huntsman
Llanelli Plant

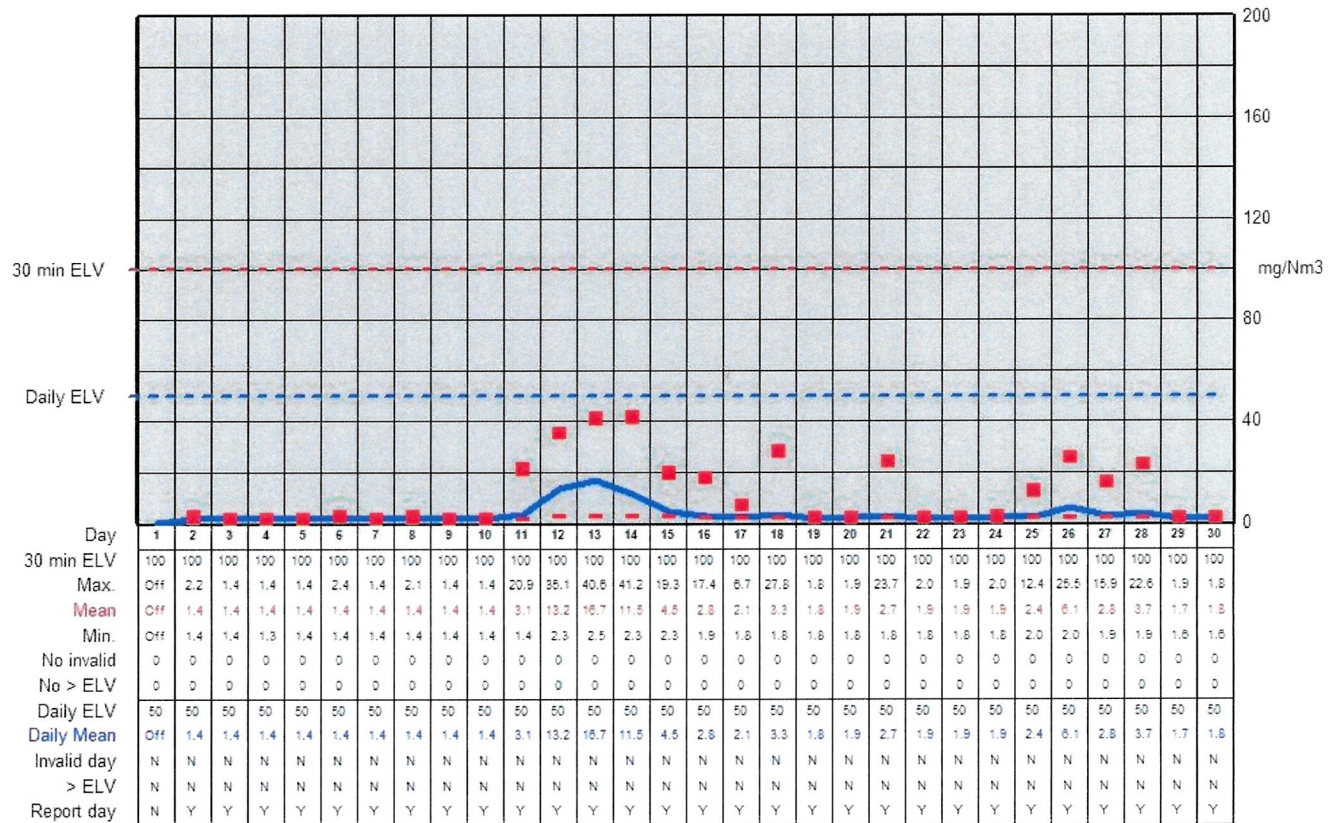
BV4223IE
Bynea Organic Chemicals

Reporting of Continuously Monitored Emissions to Air for CO, Emission Point Incinerator for Nov, 2023

| Key | |
|-------|----------------------|
| --- | Daily average ELV |
| - - - | 30 min. average ELV |
| — | Mean 30 min. average |
| ■ | Max. 30 min average |
| - | Min. 30 min average |
| — | Daily mean |

95th Percentile = 16.1
No. of valid averages = 1350

| Month summary | |
|------------------|------|
| 30 min ELV | |
| Monthly max. | 41.2 |
| Monthly mean | 3.5 |
| Monthly min. | 1.3 |
| Total invalid | 0 |
| Sum > ELV | 0 |
| Daily ELV | |
| Monthly max | 16.7 |
| No. invalid days | 0 |
| No. > ELV | 0 |
| No. report days | 29 |

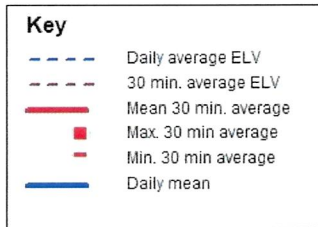


Signature *B. King*
(authorised to sign as representative of Operator)
Date 08/01/2024

Huntsman
Llanelli Plant

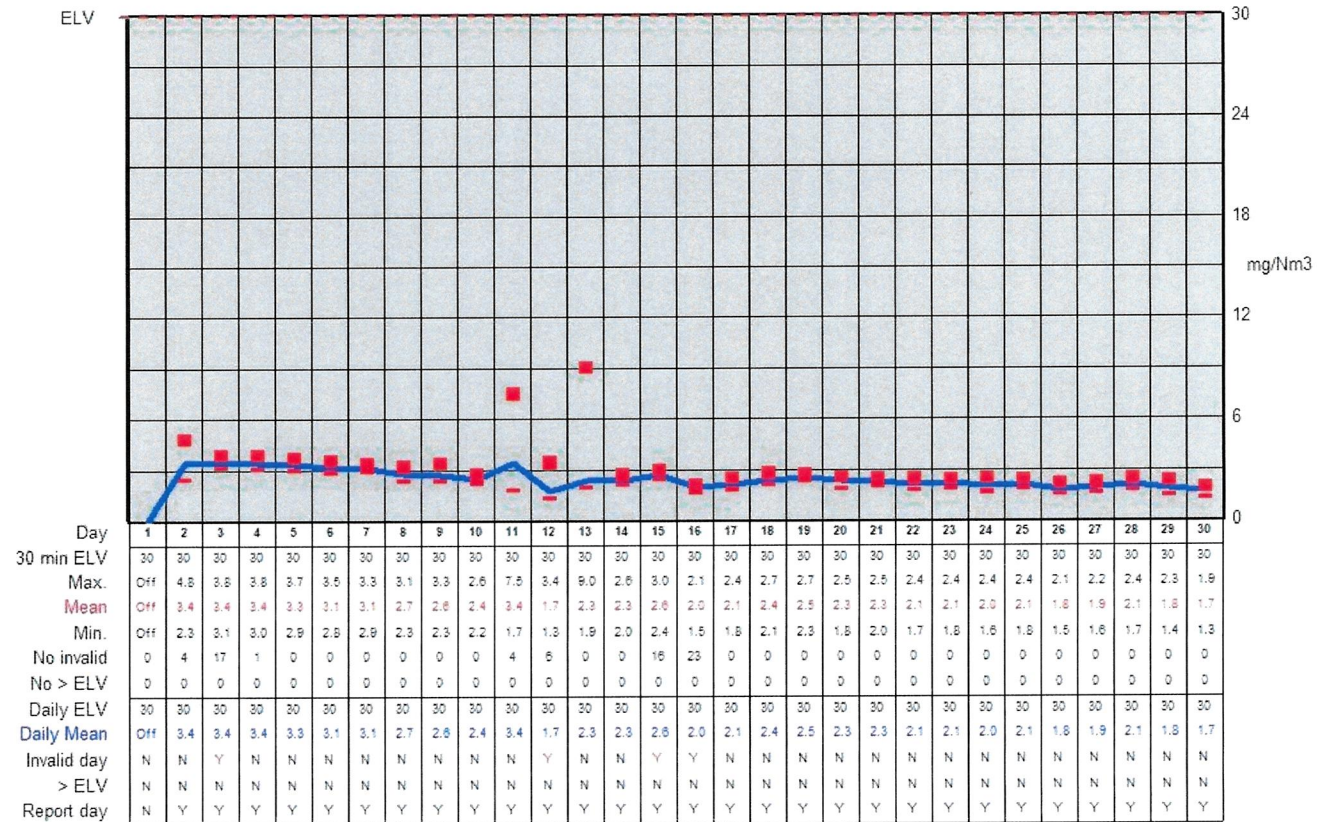
BV4223IE
Bynea Organic Chemicals

Reporting of Continuously Monitored Emissions to Air for Dust, Emission Point Incinerator for Nov, 2023



95th Percentile = 3.5
No. of valid averages = 1279

| Month summary | |
|------------------|-----|
| 30 min ELV | |
| Monthly max. | 9.0 |
| Monthly mean | 2.4 |
| Monthly min. | 1.3 |
| Total invalid | 71 |
| Sum > ELV | 0 |
| Daily ELV | |
| Monthly max | 3.4 |
| No. invalid days | 4 |
| No. > ELV | 0 |
| No. report days | 29 |

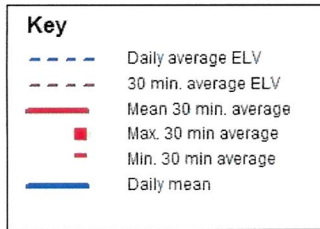


Signature *A. G. ...*
(authorised to sign as representative of Operator)
Date 08/01/2024

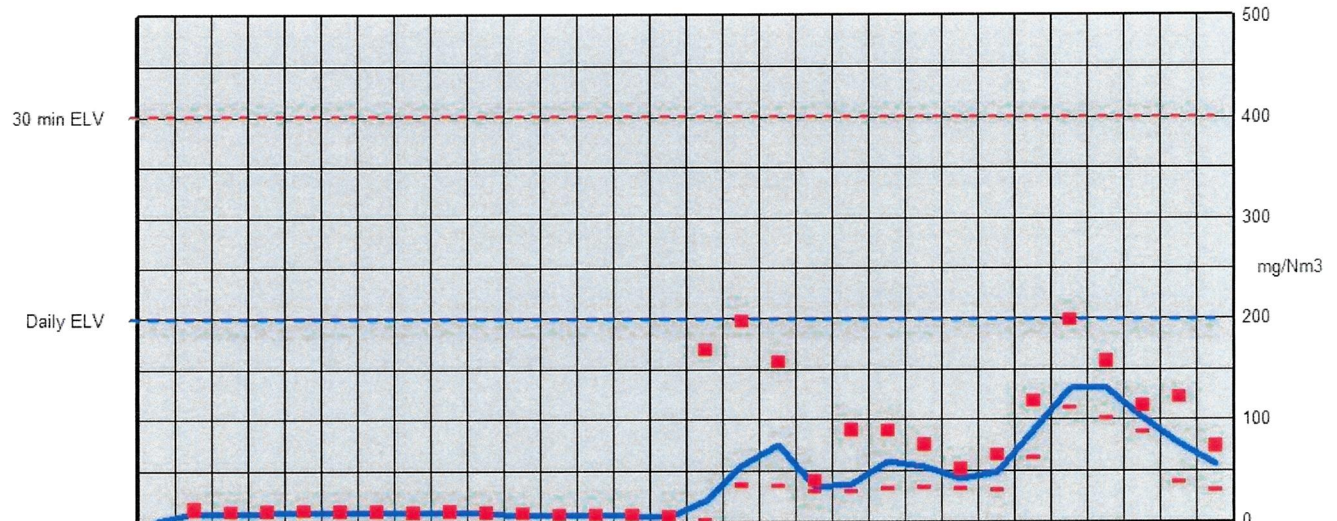
Huntsman
Llanelli Plant

BV4223IE
Bynea Organic Chemicals

Reporting of Continuously Monitored Emissions to Air for NO_x, Emission Point Incinerator for Nov, 2023



95th Percentile = 118.2
No. of valid averages = 1350



| Month summary | |
|------------------|-------|
| 30 min ELV | |
| Monthly max. | 198.4 |
| Monthly mean | 37.4 |
| Monthly min. | 1.1 |
| Total invalid | 0 |
| Sum > ELV | 0 |
| Daily ELV | |
| Monthly max | 130.9 |
| No. invalid days | 0 |
| No. > ELV | 0 |
| No. report days | 29 |

| Day | 1 | 2 | 3 | 4 | 5 | 6 | 7 | 8 | 9 | 10 | 11 | 12 | 13 | 14 | 15 | 16 | 17 | 18 | 19 | 20 | 21 | 22 | 23 | 24 | 25 | 26 | 27 | 28 | 29 | 30 |
|-------------|-----|------|-----|-----|-----|-----|-----|-----|-----|-----|-----|-----|-----|-----|-----|-------|-------|-------|------|------|------|------|------|------|-------|-------|-------|-------|-------|------|
| 30 min ELV | 400 | 400 | 400 | 400 | 400 | 400 | 400 | 400 | 400 | 400 | 400 | 400 | 400 | 400 | 400 | 400 | 400 | 400 | 400 | 400 | 400 | 400 | 400 | 400 | 400 | 400 | 400 | 400 | 400 | 400 |
| Max. | Off | 12.9 | 9.8 | 9.4 | 9.8 | 9.5 | 9.2 | 8.9 | 9.4 | 8.2 | 7.2 | 6.0 | 6.0 | 5.8 | 4.3 | 168.7 | 197.4 | 158.7 | 39.2 | 89.5 | 89.0 | 74.7 | 51.0 | 65.0 | 118.7 | 198.4 | 157.7 | 113.8 | 122.4 | 73.7 |
| Mean | Off | 7.5 | 7.4 | 7.8 | 8.2 | 8.1 | 8.0 | 7.9 | 8.1 | 7.4 | 5.8 | 4.9 | 4.8 | 4.7 | 3.5 | 19.7 | 54.3 | 74.8 | 32.8 | 38.8 | 58.4 | 53.8 | 41.3 | 48.3 | 90.2 | 130.4 | 130.9 | 101.4 | 75.7 | 55.9 |
| Min. | Off | 6.3 | 6.2 | 5.9 | 7.0 | 5.5 | 7.1 | 3.1 | 6.9 | 6.1 | 3.8 | 3.5 | 3.4 | 3.8 | 2.1 | 1.1 | 34.8 | 34.0 | 28.8 | 29.0 | 31.4 | 32.8 | 31.2 | 29.9 | 61.9 | 111.7 | 101.0 | 88.1 | 38.8 | 29.8 |
| No invalid | 0 | 0 | 0 | 0 | 0 | 0 | 0 | 0 | 0 | 0 | 0 | 0 | 0 | 0 | 0 | 0 | 0 | 0 | 0 | 0 | 0 | 0 | 0 | 0 | 0 | 0 | 0 | 0 | 0 | 0 |
| No > ELV | 0 | 0 | 0 | 0 | 0 | 0 | 0 | 0 | 0 | 0 | 0 | 0 | 0 | 0 | 0 | 0 | 0 | 0 | 0 | 0 | 0 | 0 | 0 | 0 | 0 | 0 | 0 | 0 | 0 | 0 |
| Daily ELV | 200 | 200 | 200 | 200 | 200 | 200 | 200 | 200 | 200 | 200 | 200 | 200 | 200 | 200 | 200 | 200 | 200 | 200 | 200 | 200 | 200 | 200 | 200 | 200 | 200 | 200 | 200 | 200 | 200 | 200 |
| Daily Mean | Off | 7.5 | 7.4 | 7.8 | 8.2 | 8.1 | 8.0 | 7.9 | 8.1 | 7.4 | 5.8 | 4.9 | 4.8 | 4.7 | 3.5 | 19.7 | 54.3 | 74.8 | 32.8 | 38.8 | 58.4 | 53.8 | 41.3 | 48.3 | 90.2 | 130.4 | 130.9 | 101.4 | 75.7 | 55.9 |
| Invalid day | N | N | N | N | N | N | N | N | N | N | N | N | N | N | N | N | N | N | N | N | N | N | N | N | N | N | N | N | N | N |
| > ELV | N | N | N | N | N | N | N | N | N | N | N | N | N | N | N | N | N | N | N | N | N | N | N | N | N | N | N | N | N | N |
| Report day | N | Y | Y | Y | Y | Y | Y | Y | Y | Y | Y | Y | Y | Y | Y | Y | Y | Y | Y | Y | Y | Y | Y | Y | Y | Y | Y | Y | Y | |

Signature

[Signature]
(authorised to sign as representative of Operator)

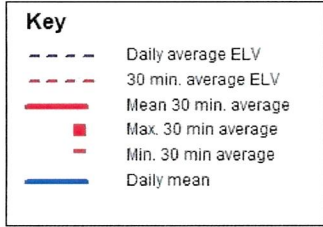
Date

06/01/2024

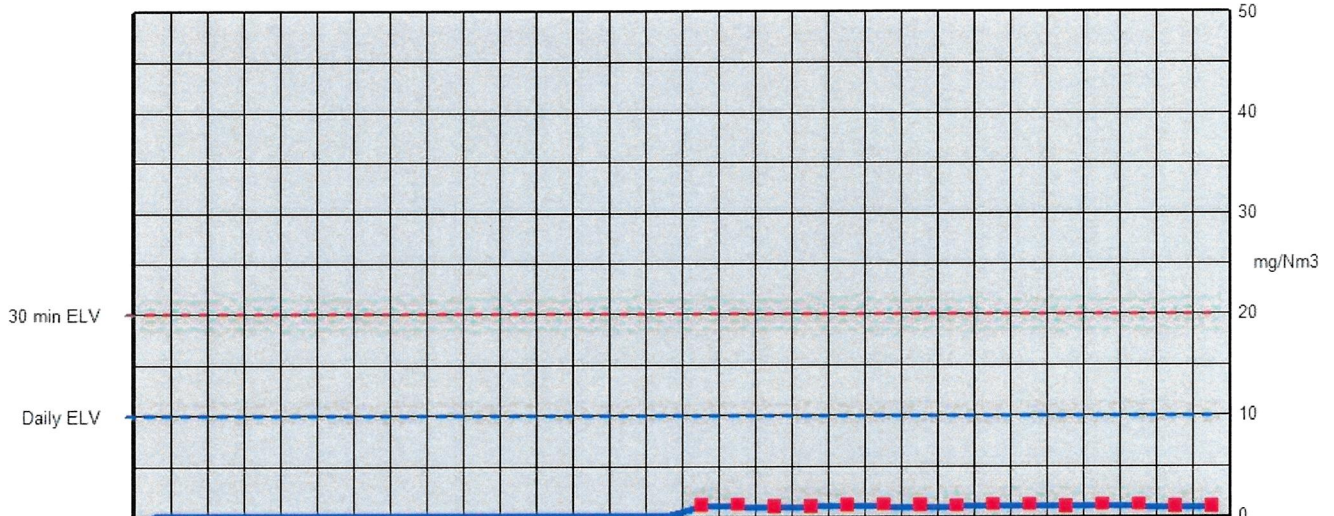
Huntsman
Llanelli Plant

BV4223IE
Bynea Organic Chemicals

Reporting of Continuously Monitored Emissions to Air for VOC, Emission Point Incinerator for Nov, 2023



95th Percentile = 1.1
No. of valid averages = 671



| Month summary | |
|-------------------|-----|
| 30 min ELV | |
| Monthly max. | 1.2 |
| Monthly mean | 0.9 |
| Monthly min. | 0.6 |
| Total invalid | 679 |
| Sum > ELV | 0 |
| Daily ELV | |
| Monthly max | 1.0 |
| No. invalid days | 15 |
| No. > ELV | 0 |
| No. report days | 29 |

| Day | 1 | 2 | 3 | 4 | 5 | 6 | 7 | 8 | 9 | 10 | 11 | 12 | 13 | 14 | 15 | 16 | 17 | 18 | 19 | 20 | 21 | 22 | 23 | 24 | 25 | 26 | 27 | 28 | 29 | 30 |
|-------------|-----|-----|-----|-----|-----|-----|-----|-----|-----|-----|-----|-----|-----|-----|-----|-----|-----|-----|-----|-----|-----|-----|-----|-----|-----|-----|-----|-----|-----|-----|
| 30 min ELV | 20 | 20 | 20 | 20 | 20 | 20 | 20 | 20 | 20 | 20 | 20 | 20 | 20 | 20 | 20 | 20 | 20 | 20 | 20 | 20 | 20 | 20 | 20 | 20 | 20 | 20 | 20 | 20 | 20 | 20 |
| Max. | Off | - | - | - | - | - | - | - | - | - | - | - | - | - | - | 1.1 | 1.1 | 0.9 | 1.0 | 1.1 | 1.1 | 1.1 | 1.0 | 1.2 | 1.2 | 1.0 | 1.1 | 1.2 | 0.9 | 0.9 |
| Mean | Off | 0.0 | 0.0 | 0.0 | 0.0 | 0.0 | 0.0 | 0.0 | 0.0 | 0.0 | 0.0 | 0.0 | 0.0 | 0.0 | 0.0 | 0.9 | 0.9 | 0.8 | 0.9 | 1.0 | 1.0 | 0.9 | 1.0 | 1.0 | 0.9 | 1.0 | 0.9 | 1.0 | 0.8 | 0.9 |
| Min. | Off | - | - | - | - | - | - | - | - | - | - | - | - | - | - | 0.6 | 0.8 | 0.7 | 0.9 | 0.9 | 0.8 | 0.8 | 0.8 | 0.9 | 0.9 | 0.8 | 0.8 | 0.8 | 0.7 | 0.7 |
| No invalid | 0 | 33 | 48 | 48 | 48 | 48 | 48 | 48 | 48 | 48 | 48 | 48 | 48 | 48 | 48 | 22 | 0 | 0 | 0 | 0 | 0 | 0 | 0 | 0 | 0 | 0 | 0 | 0 | 0 | 0 |
| No > ELV | 0 | 0 | 0 | 0 | 0 | 0 | 0 | 0 | 0 | 0 | 0 | 0 | 0 | 0 | 0 | 0 | 0 | 0 | 0 | 0 | 0 | 0 | 0 | 0 | 0 | 0 | 0 | 0 | 0 | 0 |
| Daily ELV | 10 | 10 | 10 | 10 | 10 | 10 | 10 | 10 | 10 | 10 | 10 | 10 | 10 | 10 | 10 | 10 | 10 | 10 | 10 | 10 | 10 | 10 | 10 | 10 | 10 | 10 | 10 | 10 | 10 | 10 |
| Daily Mean | Off | 0.0 | 0.0 | 0.0 | 0.0 | 0.0 | 0.0 | 0.0 | 0.0 | 0.0 | 0.0 | 0.0 | 0.0 | 0.0 | 0.0 | 0.9 | 0.9 | 0.8 | 0.9 | 1.0 | 1.0 | 0.9 | 1.0 | 1.0 | 0.9 | 1.0 | 0.9 | 1.0 | 0.8 | 0.9 |
| Invalid day | N | Y | Y | Y | Y | Y | Y | Y | Y | Y | Y | Y | Y | Y | Y | Y | N | N | N | N | N | N | N | N | N | N | N | N | N | N |
| > ELV | N | N | N | N | N | N | N | N | N | N | N | N | N | N | N | N | N | N | N | N | N | N | N | N | N | N | N | N | N | N |
| Report day | N | Y | Y | Y | Y | Y | Y | Y | Y | Y | Y | Y | Y | Y | Y | Y | Y | Y | Y | Y | Y | Y | Y | Y | Y | Y | Y | Y | Y | |

Signature

[Signature]
(authorised to sign as representative of Operator)

Date

06/01/2024