REFERENCE DOCUMENTS	
NUMBER	TITLE
105600BODE90130	DOUGLAS CCS PLATFORM - JACKET - DRAWING LIST AND GENERAL NOTES

NOTES :

1) ALL DIMENSIONS ARE IN MILLIMETERS UNLESS NOTED OTHERWISE (U.N.O.).
2) ALL ELEVATIONS ARE REFERRED TO ±0.00 L.A.T.
3) ALL TUBULAR MEMBER SIZE ARE OUTSIDE DIAMETER x WALL THICKNESS. (O.D. * W.T.).
4) UNLESS OTHERWISE INDICATED ALL WELDS ARE FULL PENETRATION.
5) FITTINGS AND FLANGES ARE IN ACCORDANCE WITH PROJECT DOCUMENT N. 1025H0BSST84118 "OFFSHORE NEW PIPELINES - SPECIFICATION FOR FITTINGS AND FLANGES".
6) COATING ON THE FLANGES ARE IN ACCORDANCE WITH PROJECT DOCUMENT N. 1025H0BXST08014 "SPECIFICATION FOR ANTICORROSION COATING OF EQUIPMENT AND STRUCTURES".

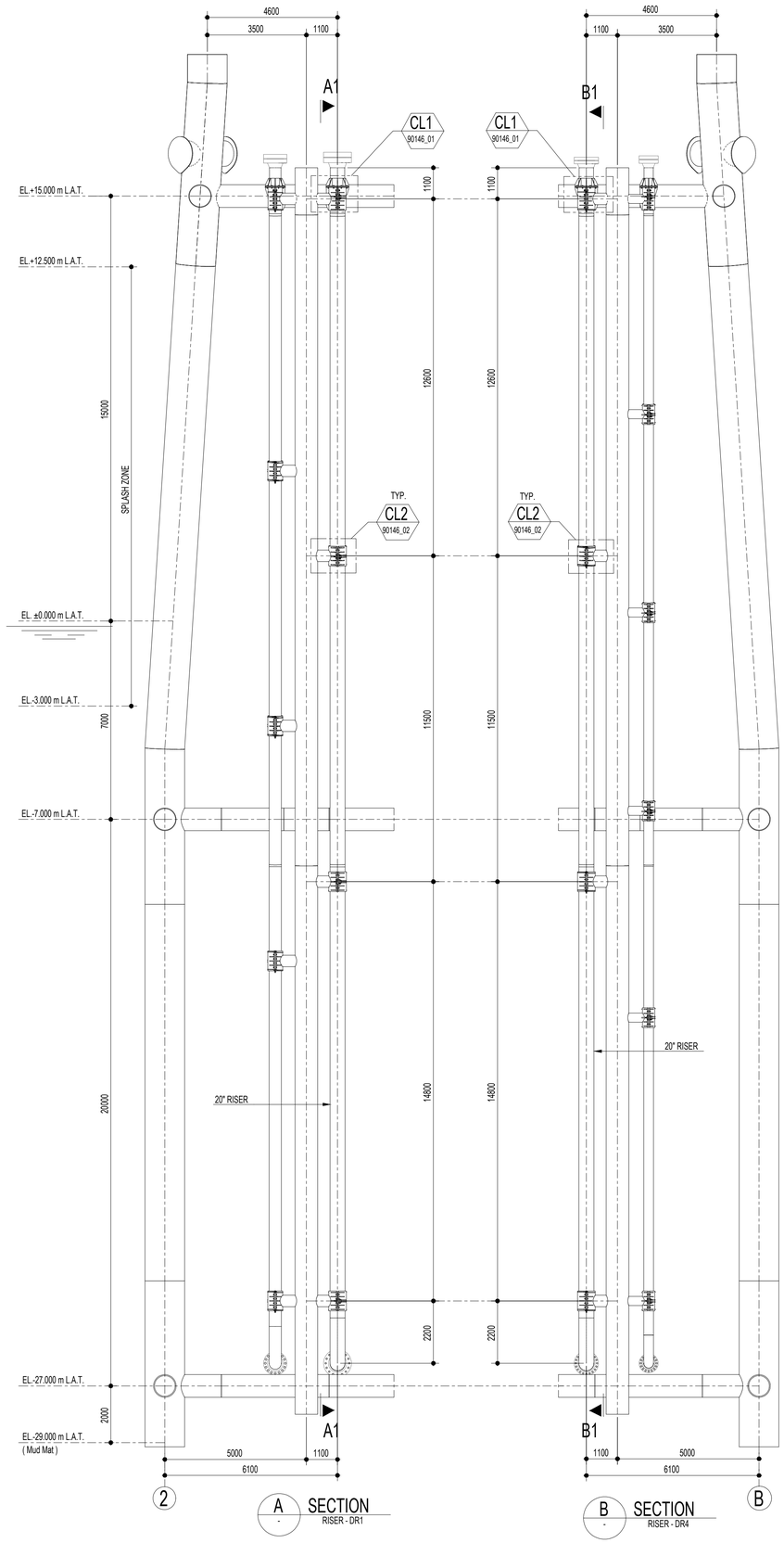

A SECTION - RISER - DR1

B SECTION - RISER - DR4

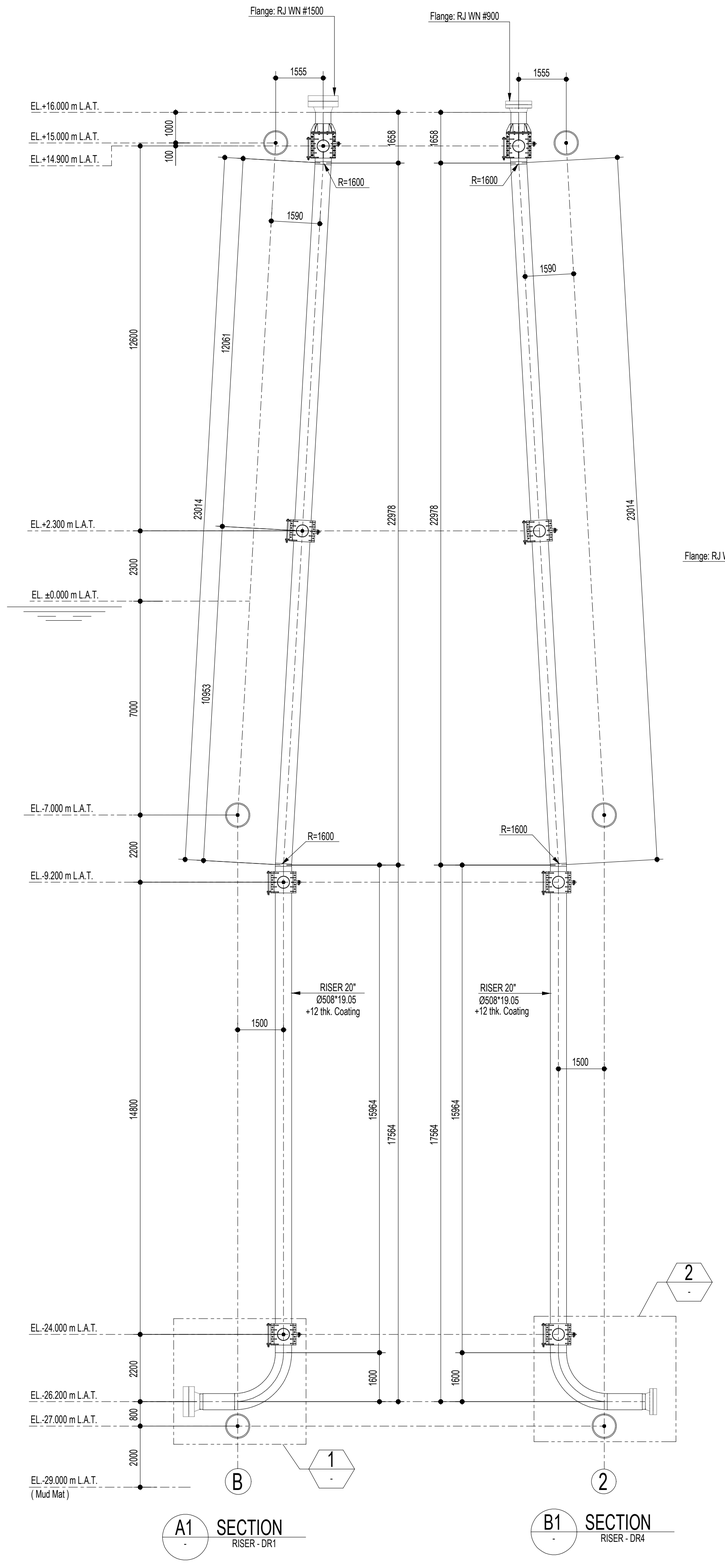

A1 SECTION - RISER - DR1

B1 SECTION - RISER - DR4

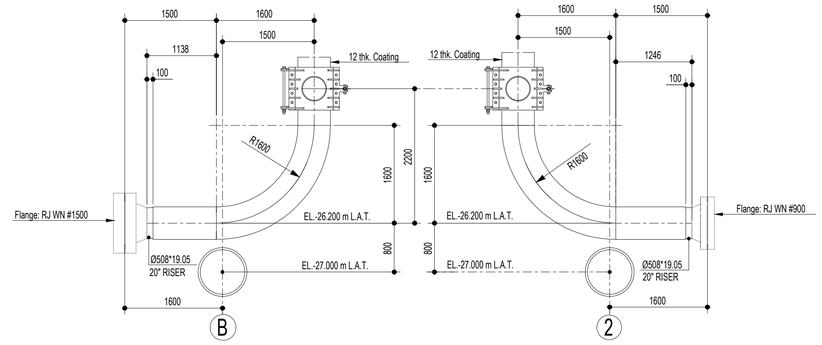

1 DETAIL SCALE 1:50

2 DETAIL SCALE 1:50

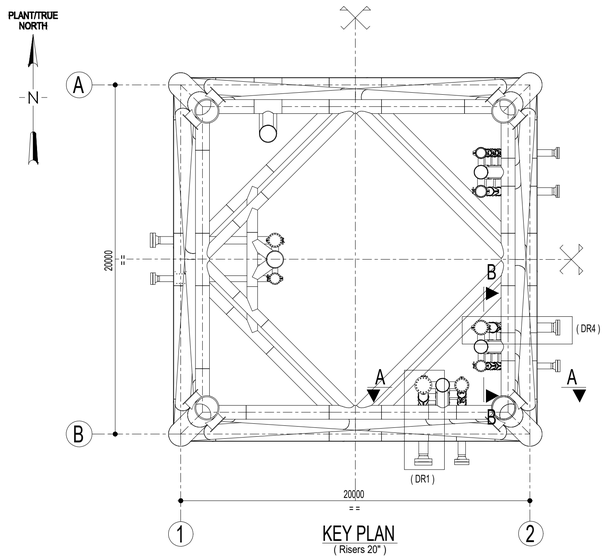

KEY PLAN (Risers 20")

Validity Status	Rev. Number	Date	Description	Prepared	Checked	Approved	Approved Eni UK
CD-FE	01	25.09.2023	FINAL ISSUE	EPUK TEAM	A. WICAKSONO	L. VIGLIOTTI	
CD-FE	00	08.09.2023	ISSUED FOR COMMENT	EPUK TEAM	A. WICAKSONO	L. VIGLIOTTI	

Revision index

Company logo and business name: eni uk / eni progetti

Company Document ID: 105600BODE90145

Job. N. JA0614

Facility and Sub Facility Name: DOUGLAS CCS / DOUGLAS CCS GENERAL

Project Name: LBA CCS Transport and Storage

Scale: 1 : 100

Sheet of Sheets: 1 OF 4

Document Title: DOUGLAS CCS PLATFORM / JACKET / RISERS ASSEMBLY AND DETAILS

Superseded N.

Superseded by N.

Plant Area: n.a.

Plant Unit: n.a.

A1 (594 x 841)

This document is property of COMPANY. It shall neither be shown to Third Parties nor used for purposes other than those for which it has been sent.

SOFTWARE: Tekla Structures

File N° 105600BODE90145_CDFE01_01_04.DWG