


Permit Number: EPR/XP3833UB
Facility: East Bank Road Treatment Facility

Operator: GD Environmental Services Limited
Form Number: WaterUsage1 / 11/03/2021

Reporting of Water Usage for the year 2023

Water Source	Usage (m³/year)	Specific Usage (m³/unit output)
Mains water	340 m ³	340 / 12,178.75 = 0.0279
Site borehole	0	0
River abstraction	0	0
TOTAL WATER USAGE	340	0.0279

Operator's comments :

Signed 
(authorised to sign as representative of Operator)

Date **31/01/2024**

Permit Number: EPR/XP3833UB
Facility: East Bank Road Treatment Facility


Operator: GD Environmental Services Limited
Form Number: Energy1 / 11/03/2021

Reporting of Energy Usage for the year 2023

Energy Source	Energy Usage Quantity	Energy Usage Primary Energy (MWh)	Specific Usage (MWh/unit output)
Electricity *	45.09 MWh	108.22	45.09 / 12,178.75 = 0.00370
Natural Gas	0 MWh	0	0
Gas Oil	0 tonnes	0	0
Recovered Fuel Oil	0 tonnes	0	0
TOTAL	45.09	108.22	0.00370

* Conversion factor for delivered electricity to primary energy = 2.4

Operator's comments :

Signed 
(Authorised to sign as representative of Operator)

Date 31/01/2024

Permit Number: EPR/XP3833UB

Operator: GD Environmental Services Limited


Facility: East Bank Road Treatment Facility

Form Number: Performance1 / 11/03/2021

Reporting of other performance indicators for the period 01/01/2023 to 31/12/2023

Parameter	Units
Total raw material used	12,178.75 tonnes
Generation of residue waste	2978.75 tonnes
Generation of waste water	9,200 m ³

Operator's comments :

Signed 
(Authorised to sign as representative of Operator)

Date 31/01/2024