

High volume drainer 'D' pump

Pump end specification

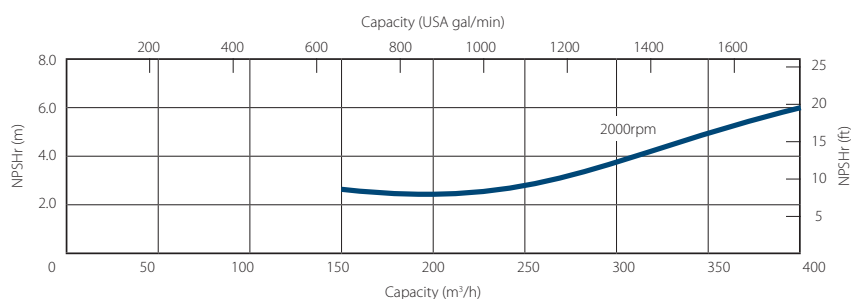
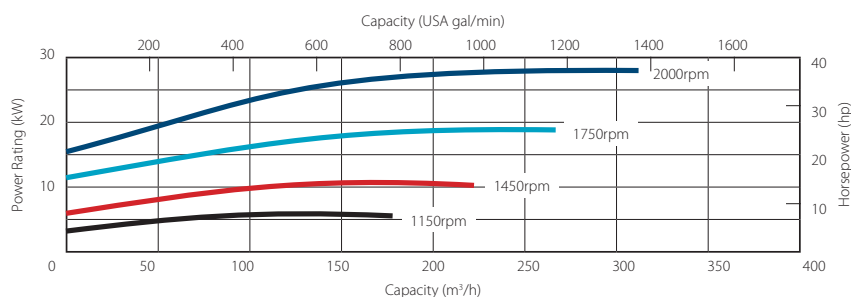
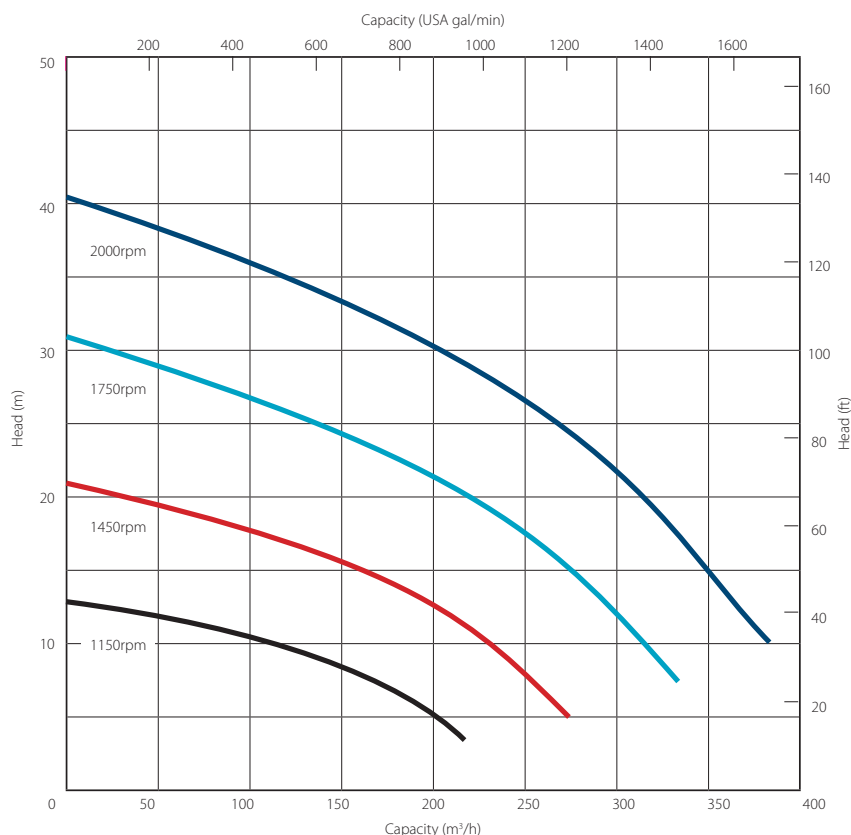
	Metric	US
Capacity	380 m ³ /h	1673 gpm
Total Head	40.5 m	133 ft
Max. Solids Size	45 mm	1.77 in
Self Priming Lift	8.8 m	29 ft
Air Handling	24 l/s	50 cfm
Selprime® Absorbs	2.2 kW	3 hp
Power Required	30 kW	40 hp
Pump Speed Max.	2000	2000
Pump Speed Min.	1150	1150
Impeller Type	Drainer	Drainer
Impeller Blades	3	3
Impeller Diameter	255 mm	10 in
Inlet Port	DN 150 PN6	6 PN6
Outlet Port	DN 150 PN6	6 PN6
Length	84 cm	33.1 in
Width	71 cm	28.0 in
Height	71 cm	28.0 in
Weight	300 kg	661 lb

Priming method - Selprime®

The unique original Selwood self priming system utilising a water tolerant diaphragm air pump. An environmentally friendly design that has none of the problems of oil vapour emissions and oil emulsification associated with other priming systems.

Pump end materials

Pump Casing	Grey Iron BSEN 1561 Grade EN-GJL-250
Impeller	Cast Iron BSEN 1563 Grade EN-GJS-450-10
Wear Plates	Cast Iron BSEN 1563 Grade EN-GJS-450-10
Shaft	Steel BS10277 Grade C40+C
NRV Body	Grey Iron BSEN 1561 Grade EN-GJS-250
Mechanical Seal	Silicon Carbide v Silicon Carbide
Pump End Bearing	Taper Roller
Drive End Bearing	Taper Roller



High volume drainer 'D' pump builds

Our 'D Pumps' offer high efficiency centrifugal pumps for high-volume fluid transfer.

Handling flows of up to 380 m³/h, these highly efficient Selprime® pumps offer emission compliant engines, are easy to operate and maintain and have a robust construction.

Perfect for use with

- S** water – clean, with fine or larger solids
- S** screened sewage



Standard builds	Skid*		Super Silent	
	Metric	US	Metric	US
Length	200 cm	79 in	240 cm	94 in
Width	106 cm	42 in	148 cm	58 in
Height	147 cm	58 in	175 cm	69 in
Dry Weight	960 kg	2116 lb	1892 kg	4171 lb
Gross Weight	1050 kg	2315 lb	2070 kg	4564 lb
Sound Power	94 LWA		93 LWA	
Sound Pressure @ 1m (3ft)	83 db(A)		71 db(A)	
Sound Pressure @ 7m (23ft)	66 db(A)		62 db(A)	
Pump SAE Size	bare shaft		SAE 4	
Motor	Deutz D2011L04i		Isuzu 4LE2X T4	
Emission Rating	EU Stage IIIA		EU Stage IIIB EPA Tier 4	
Engine / Motor Max Speed	2000 rpm		2000 rpm	
Fuel Tank Capacity:**	105 lt	28 US gal	220 lt	58 US gal
BEP - Fuel Consumption	10.1 lt/h	2.22 US gal/h	8.4 lt/h	1.84 US gal/h


*Open sets exclude fittings

** Fuel tank capacity can be increased with the addition of an auxiliary fuel tank.

Installation drawings are available upon request.

Optional extras

- | | |
|--------------------------------|-----------------------------|
| Training | Pump telemetry |
| Genuine parts | Oil drain kit |
| Valves / Fittings | Hose / pipework |
| Pump accessories | DOL panels |
| Tanks & filtration | Soft Start panels |
| Pipe stoppers | Variable speed drive panels |
| Auto stop/start control panels | |



SELWOOD
www.selwood.co.uk

Bournemouth Road
Chandler's Ford, Eastleigh
Hampshire
SO53 3ZL UK

T +44(0) 23 8026 6311
E info@selwood.co.uk