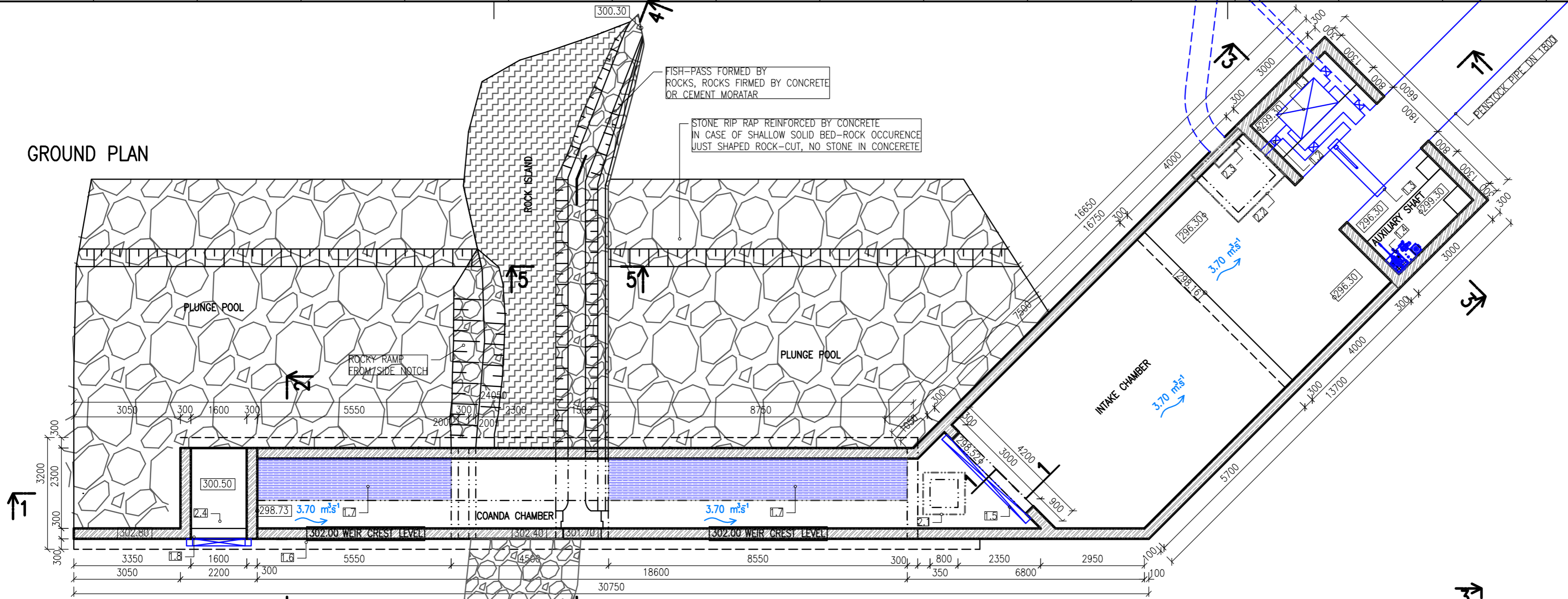


GROUND PLAN



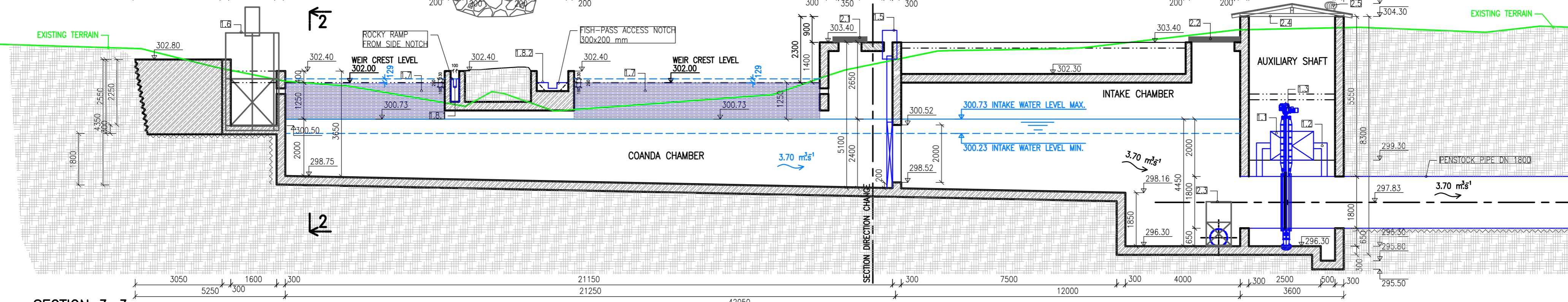
KEY:

MECHANICAL EQUIPMENT	
1.1	PRIMING PUMP
1.2	PRIMING PIPE PIPING
1.3	MAIN INLET VALVE
1.4	HYDRAULIC AGGREGATE
1.5	INTAKE STOP LOG GATE 3000 x 2000 mm
1.6	FLUSHING GATE
1.7	COANDA SCREEN 2 mm SCREEN APERTURE
1.8.1	NOTCH FOR ROCKY RAMP, MINOR NOTCH
1.8.2	NOTCH FOR FISH PASS, MAIN NOTCH
CIVIL EQUIPMENT	
2.1	MANHOLE COVER 800 x 800 mm
2.2	MANHOLE COVER 1500 x 1500 mm
2.3	FLUSHING GATE 600 x 600 mm
2.4	REMOVABLE AUXILIARY SHAFT COVER WITH MANHOLE ACCESS
2.5	ACTIVE VENTILATION

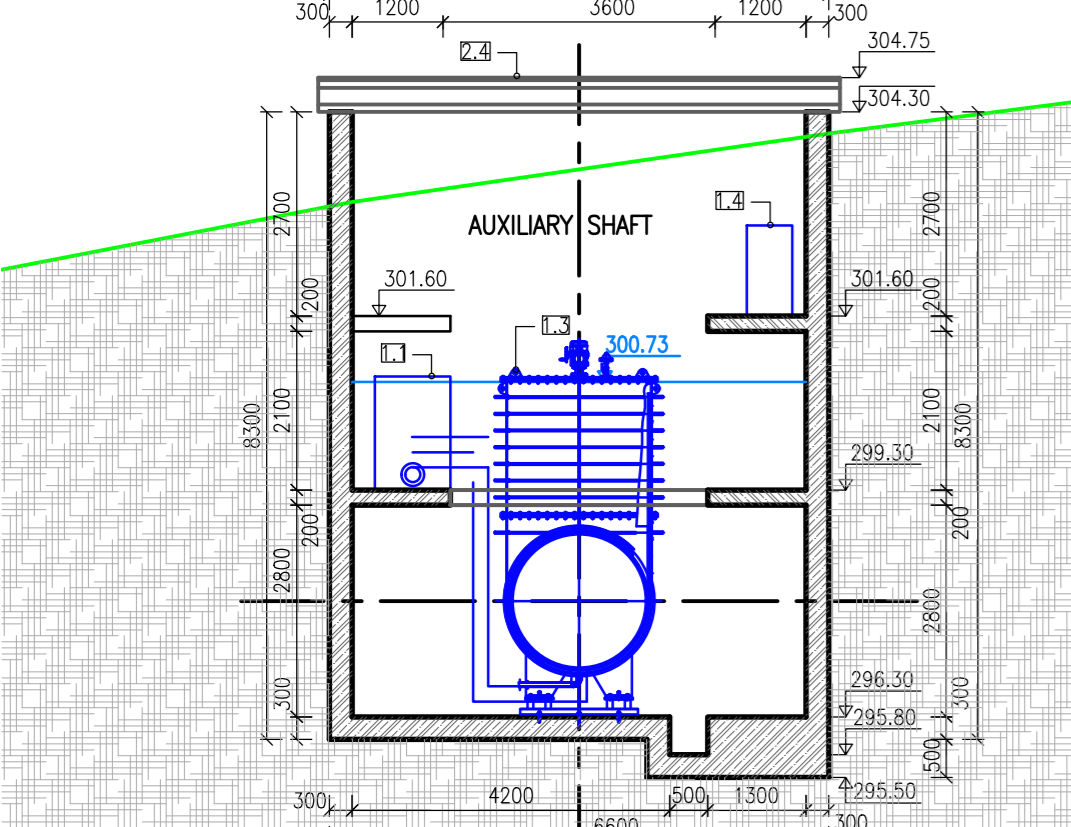
LEGED:

	REINFORCED CONCRETE
	STONE RIP-RAP
	EXISTING GROUND
	BACKFILL MATERIAL
	CIVIL STRUCTURE
	MECHANICAL EQUIPMENT
	CIVIL EQUIPMENT
	WATER LEVEL
	EXISTING TERRAIN

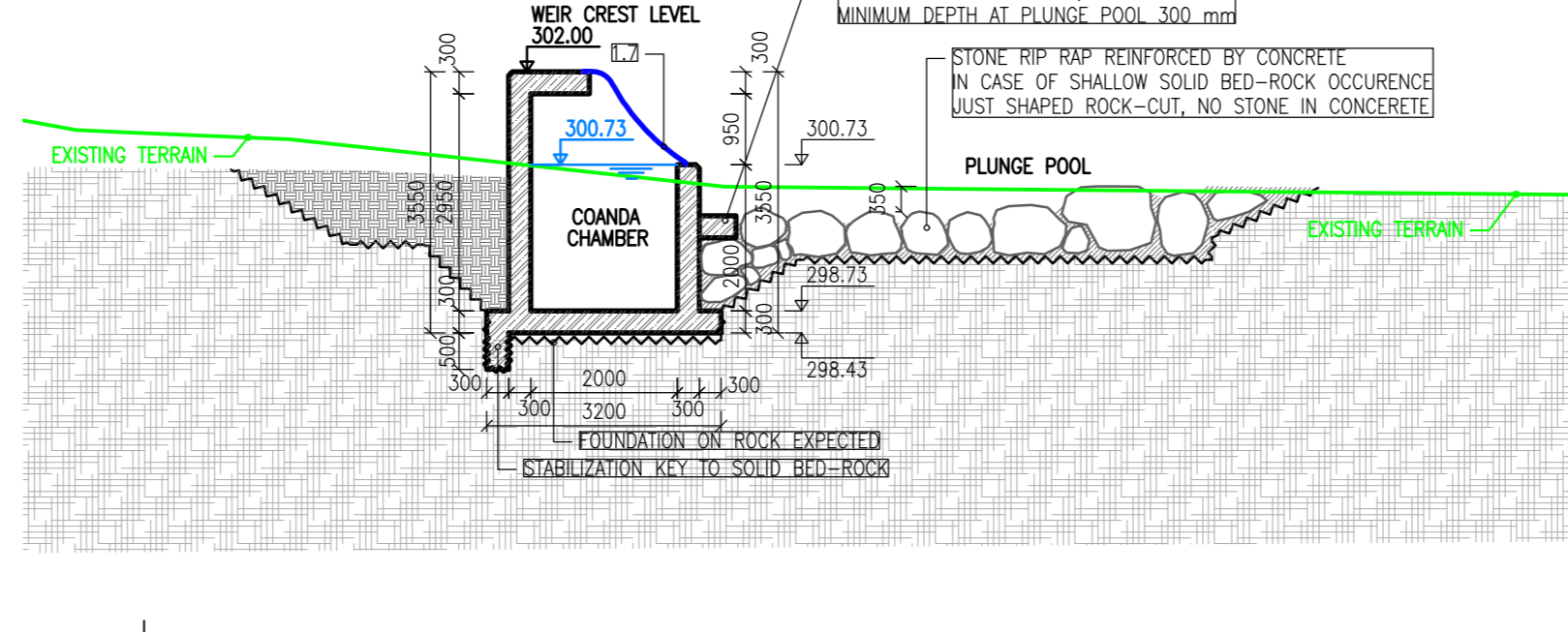
**SECTION 1-1
LONGITUDINAL SECTION**



**SECTION 3-3
AUXILIARY SHAFT**



**SECTION 2-2
WEIR SECTION**



REVISION	MODIFICATION DESCRIPTION
A	MAINTENANCE STEP, ROCKY RAMPS FOR FISH PASSAGE
B	FISH PASS CONSTRUCTION

DRAWN BY	T. GOMBOŠ	PROJECT MANAGER	
CHECKED BY	M. ŠTRONER	SITE	CLAERWEN
APPROVED BY	M. ŠTRONER	COUNTRY	UK, WALES
CLIENT	...	ALTITUDE SYSTEM	

PROJECT	SHPP CLAERWEN		 HYROPOL Project & Management s.r.o. Všeňdova 560/2, 118 00 PRAHA CZECH REPUBLIC www.hydropol.cz
PART	CONCEPTUAL DESIGN		
DRAWING NAME	INTAKE - GROUND PLAN & SECTION		DATE: 07/2018 SHEETS: 8x44 SCALE: 1:100 ARCHIVE No.: 2140003B