

Permit Number: EPR/BB3790FX

Operator: ALUK (GB) Limited


Facility: Chepstow Aluminium Treatment Plant

Form Number: Air1 / 24/06/20

**Reporting of emissions to air for the period from 01/01/2023 to 31/12/2023**

Emission Point	Substance / Parameter	Emission		Result <sup>[1]</sup>	Test Method <sup>[2]</sup>	Sample Date and Times <sup>[3]</sup>	Uncertainty <sup>[4]</sup>
		Limit Value	Reference Period				
A1	Oxides of nitrogen (NO and NO <sub>2</sub> expressed as NO <sub>2</sub> )	70 mg/m <sup>3</sup>	Periodic (average over hour)	AluK confirm that the A1 Flash Anodising Process has not been in operation during 2023	BS EN 14792: 2017	na	na
A1	Sulphur dioxide	25 mg/m <sup>3</sup>	Periodic (average over hour)	AluK confirm that the A1 Flash Anodising Process has not been in operation during 2023	BS EN 14791:2017	na	na
A1	Particulate matter	25 mg/m <sup>3</sup>	Periodic (average over hour)	AluK confirm that the A1 Flash Anodising Process has not been in operation during 2023.	BS EN 13284-1:2017 & MID	na	na
A1	Hydrogen fluoride	2.0 mg/m <sup>3</sup>	Periodic (average over hour)	AluK confirm that the A1 Flash Anodising Process has not been in operation during 2023	BS ISO 15713:2006 & MID / PD C EN/TS 17340:2020	na	na
A2	Oxides of nitrogen (NO and NO <sub>2</sub> expressed as NO <sub>2</sub> )	70 mg/m <sup>3</sup>	Periodic (average over hour)	0.087mg/m <sup>3</sup>	BS EN 14792: 2017	02/10/2023 13:45 – 14:45	3%
A2	Sulphur dioxide	25 mg/m <sup>3</sup>	Periodic (average over hour)	0.42mg/m <sup>3</sup>	BS EN 14791:2017	02/10/2023 11:30 – 12:33	13%
A2	Particulate matter	25 mg/m <sup>3</sup>	Periodic (average over hour)	1.35mg/m <sup>3</sup>	BS EN 13284-1:2017 & MID	02/10/2023 11:30 – 12:33	36%
A2	Hydrogen fluoride	2.0 mg/m <sup>3</sup>	Periodic (average over hour)	0.04mg/m <sup>3</sup>	BS ISO 15713:2006 & MID / PD C EN/TS 17340:2020	02/10/2023 14:45 – 15:45	13%

- [1] The result given is the maximum value (or the minimum value in the case of a limit that is expressed as a minimum) obtained during the reporting period, expressed in the same terms as the emission limit value. Where the emission limit value is expressed as a range, the result is given as the 'minimum – maximum' measured values.
- [2] Where an internationally recognised standard test method is used the reference number is given. Where another method that has been formally agreed with Natural Resources Wales is used, then the appropriate identifier is given. In other cases the principal technique is stated, for example gas chromatography.
- [3] For non-continuous measurements the date and time of the sample that produced the result is given. For continuous measurements the percentage of the process operating time covered by the result is given.
- [4] The uncertainty associated with the quoted result at the 95% confidence interval, unless otherwise stated.

Signed .....  .....  
(Authorised to sign as representative of Operator)

Date.....24/01/2024.....

Permit Number: EPR/BB3790FX

Operator: ALUK (GB) Limited

Facility: Chepstow Aluminium Treatment Plant

Form Number: WaterUsage1 / 24/06/20

**Reporting of Water Usage for the year 2023**


Water Source	Usage (m <sup>3</sup> /year)	Specific Usage (m <sup>3</sup> /tonne output)
TOTAL WATER USAGE	10112m <sup>3</sup> /year	3.537m <sup>3</sup> /tonnes output

Operator's comments:

Finished Product: 2,859,198kg div by 1000 = 2859.198 tonnes

10112 m<sup>3</sup> div by 2859.198t = 3.537 = 3.537m<sup>3</sup>/tonnes output

Tonnes used instead of units as a metric to normalise the variation in profile size and weight

Signed .....  .....  
(authorised to sign as representative of Operator)

Date.....24/01/2024.....



Permit Number: EPR/BB3790FX

Operator: ALUK (GB) Limited

Facility: Chepstow Aluminium Treatment Plant


Form Number: Performance1 / 24/06/20

**Reporting of other performance indicators for the period 01/01/2023 to 31/12/2023**

Parameter	Result
Finished Product (Tonnes)	2859.198 tonnes
Waste Produced (Tonnes)	343.71 tonnes

Operator's comments:

Finished Product: 2,859,198kg div by 1000 = 2859.198 tonnes  
Waste Produced: 343.71 tonnes

Signed .....  .....

Date.....24/01/2024.....

(Authorised to sign as representative of Operator)