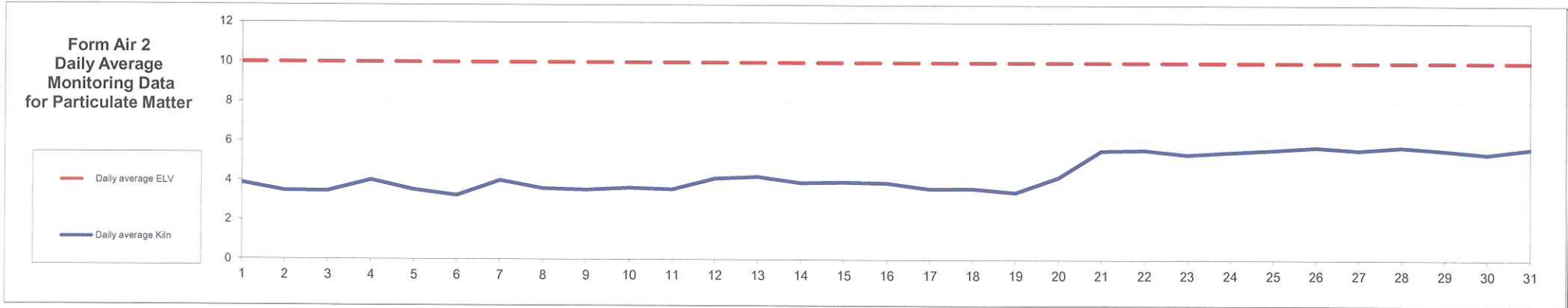


Permit Reference Number: BL3986ID

Operator: Tarmac Cement & Lime Ltd
Jul-19

Installation: Aberthaw Works

Kiln Report of Continuous Monitored Emissions (Emission Point A1)



Kiln

Monthly summary		Date	1	2	3	4	5	6	7	8	9	10	11	12	13	14	15	16	17	18	19	20	21	22	23	24	25	26	27	28	29	30	31	
Daily average	Monthly maximum	6	10	10	10	10	10	10	10	10	10	10	10	10	10	10	10	10	10	10	10	10	10	10	10	10	10	10	10	10	10	10	10	
	Daily average Kiln		3.89	3.48	3.46	4.02	3.53	3.25	4.01	3.61	3.54	3.64	3.56	4.13	4.21	3.91	3.94	3.89	3.60	3.62	3.43	4.20	5.55	5.59	5.36	5.49	5.60	5.73	5.58	5.74	5.57	5.38	5.65	
	No. of invalid days		Y	Y	Y	Y	Y	Y	Y	Y	Y	Y	Y	Y	Y	Y	Y	Y	Y	Y	Y	Y	Y	Y	Y	Y	Y	Y	Y	Y	Y	Y	Y	
	Total invalid 1/2 hours																																	
	Sum of exceedances		Value exceeds ELV (Y/N)	N	N	N	N	N	N	N	N	N	N	N	N	N	N	N	N	N	N	N	N	N	N	N	N	N	N	N	N	N	N	N

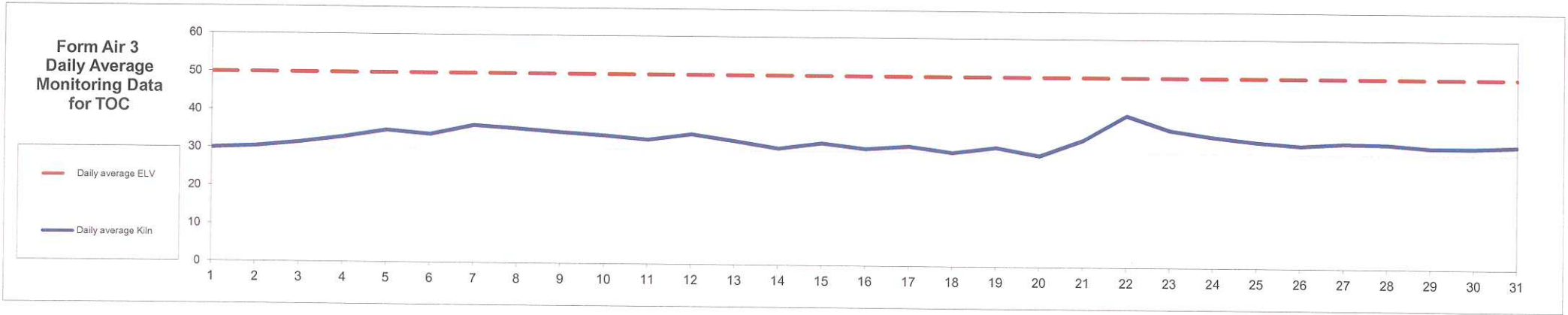
Signed **K.Bennett** Date 03.10.2019
(Authorised to sign as representative of Tarmac Cement & Lime Ltd)

Permit Reference Number: BL3986ID

Operator: Tarmac Cement & Lime Ltd
Jul-19

Installation: Aberthaw Works

Kiln Report of Continuous Monitored Emissions (Emission Point A1)



Kiln		Monthly summary	Date	1	2	3	4	5	6	7	8	9	10	11	12	13	14	15	16	17	18	19	20	21	22	23	24	25	26	27	28	29	30	31	
Daily average	Monthly maximum	40	Daily average ELV	50	50	50	50	50	50	50	50	50	50	50	50	50	50	50	50	50	50	50	50	50	50	50	50	50	50	50	50	50	50	50	
	No. of invalid days		Daily average Kiln	29.9	30.4	31.5	32.9	34.8	33.8	36.2	35.4	34.5	33.8	32.8	34.3	32.6	30.8	32.2	30.8	31.5	30.0	31.4	29.3	33.5	40.0	36.2	34.5	33.2	32.3	33.0	32.7	31.9	31.9	32.3	
	Total invalid 1/2 hours		Value valid?	Y	Y	Y	Y	Y	Y	Y	Y	Y	Y	Y	Y	Y	Y	Y	Y	Y	Y	Y	Y	Y	Y	Y	Y	Y	Y	Y	Y	Y	Y	Y	
	Sum of exceedances		No. of invalid 1/2 hours																																
			Value exceeds ELV (Y/N)	N	N	N	N	N	N	N	N	N	N	N	N	N	N	N	N	N	N	N	N	N	N	N	N	N	N	N	N	N	N	N	N

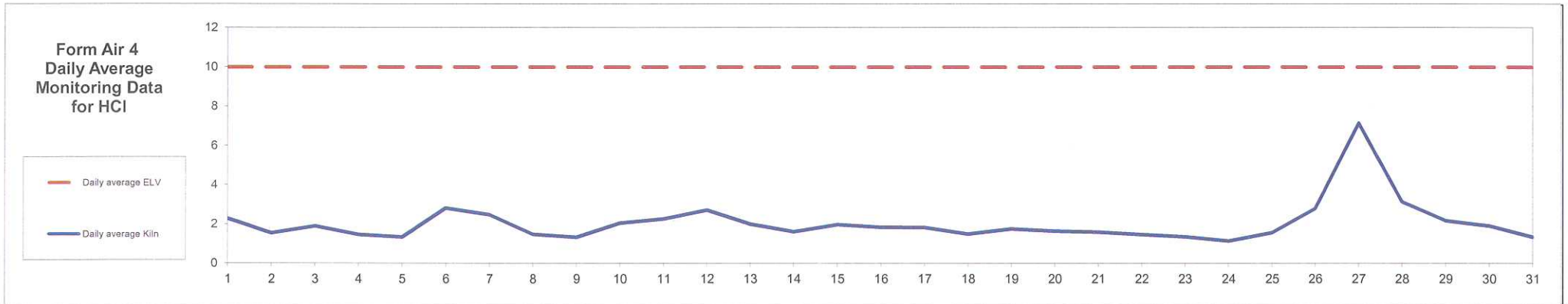
Signed **K.Bennett** Date 03.10.2019
(Authorised to sign as representative of Tarmac Cement & Lime Ltd)

Permit Reference Number: BL3986ID

Operator: Tarmac Cement & Lime Ltd
Jul-19

Installation: Aberthaw Works

Kiln Report of Continuous Monitored Emissions from Kiln 4 (Emission Point A8)



Kiln

Monthly summary		Date	1	2	3	4	5	6	7	8	9	10	11	12	13	14	15	16	17	18	19	20	21	22	23	24	25	26	27	28	29	30	31		
Daily average	Daily average ELV		10	10	10	10	10	10	10	10	10	10	10	10	10	10	10	10	10	10	10	10	10	10	10	10	10	10	10	10	10	10	10		
	Monthly maximum	7	Daily average Kiln	2.29	1.55	1.90	1.46	1.34	2.81	2.47	1.48	1.33	2.05	2.27	2.71	2.00	1.62	1.98	1.84	1.82	1.49	1.75	1.64	1.59	1.47	1.35	1.14	1.56	2.80	7.14	3.14	2.18	1.91	1.35	
	No. of invalid days		Value valid?	Y	Y	Y	Y	Y	Y	Y	Y	Y	Y	Y	Y	Y	Y	Y	Y	Y	Y	Y	Y	Y	Y	Y	Y	Y	Y	Y	Y	Y	Y	Y	
	Total invalid 1/2 hours		No. of invalid 1/2 hours																																
	Sum of exceedances		Value exceeds ELV (Y/N)	N	N	N	N	N	N	N	N	N	N	N	N	N	N	N	N	N	N	N	N	N	N	N	N	N	N	N	N	N	N	N	N

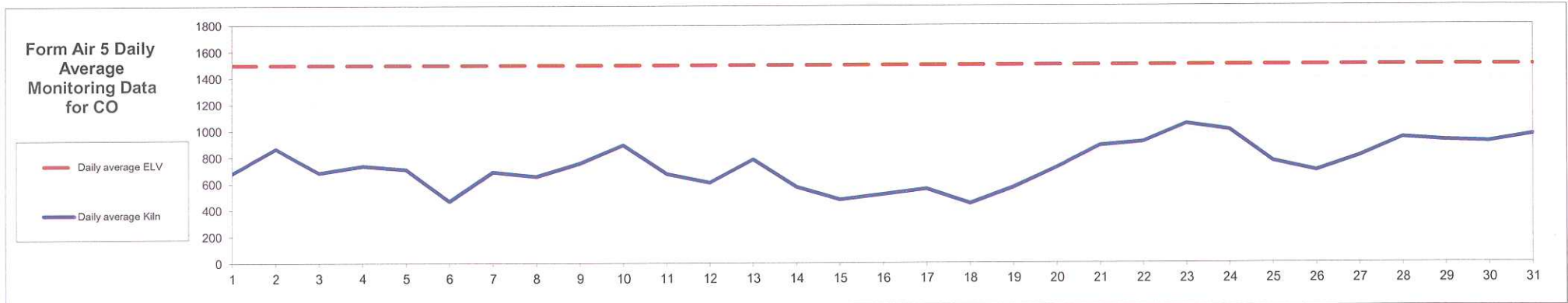
Signed **K.Bennett** Date 03.10.2019
(Authorised to sign as representative of Tarmac Cement & Lime Ltd)

Permit Reference Number: BL3986ID

Operator: Tarmac Cement & Lime Ltd
Jul-19

Installation: Aberthaw Works

Kiln Report of Continuous Monitored Emissions (Emission Point A1)



Kiln		Monthly summary	Date	1	2	3	4	5	6	7	8	9	10	11	12	13	14	15	16	17	18	19	20	21	22	23	24	25	26	27	28	29	30	31		
Daily average	Monthly maximum	1051	Daily average ELV	1500	1500	1500	1500	1500	1500	1500	1500	1500	1500	1500	1500	1500	1500	1500	1500	1500	1500	1500	1500	1500	1500	1500	1500	1500	1500	1500	1500	1500	1500	1500	1500	
	Daily average Kiln		Daily average Kiln	681	869	685	738	711	471	691	657	756	895	676	610	784	576	481	520	561	450	570	721	887	915	1051	1004	768	697	808	944	922	914	968		
	No. of invalid days		Value valid?	Y	Y	Y	Y	Y	Y	Y	Y	Y	Y	Y	Y	Y	Y	Y	Y	Y	Y	Y	Y	Y	Y	Y	Y	Y	Y	Y	Y	Y	Y	Y	Y	
	Total invalid 1/2 hours		No. of invalid 1/2 hours																																	
	Sum of exceedances		Value exceeds ELV (Y/N)	N	N	N	N	N	N	N	N	N	N	N	N	N	N	N	N	N	N	N	N	N	N	N	N	N	N	N	N	N	N	N	N	N

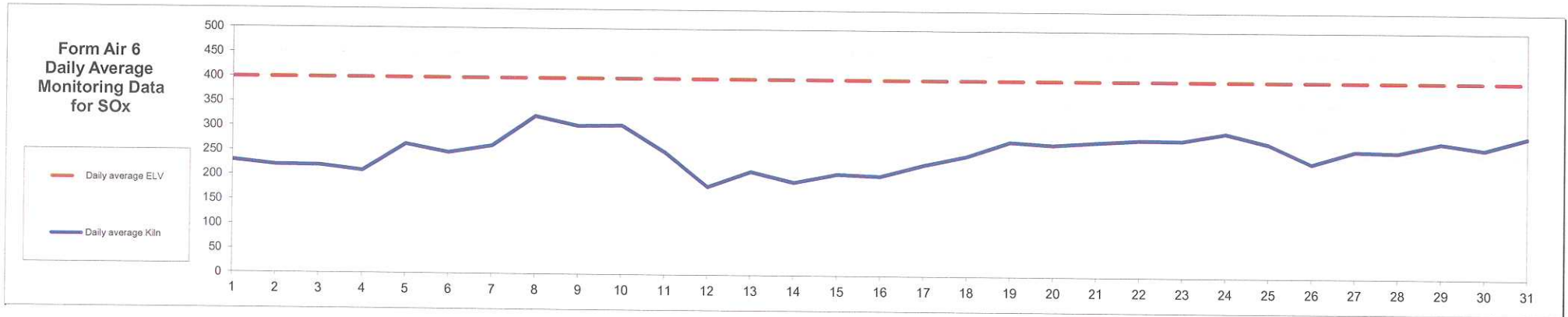
Signed **K.Bennett** Date 03.10.2019
(Authorised to sign as representative of Tarmac Cement & Lime Ltd)

Permit Reference Number: BL3986ID

Operator: Tarmac Cement & Lime Ltd
Jul-19

Installation: Aberthaw Works

Kiln Report of Continuous Monitored Emissions (Emission Point A1)



Monthly summary		Date	1	2	3	4	5	6	7	8	9	10	11	12	13	14	15	16	17	18	19	20	21	22	23	24	25	26	27	28	29	30	31
Daily average	Monthly maximum	322	Daily average ELV	400	400	400	400	400	400	400	400	400	400	400	400	400	400	400	400	400	400	400	400	400	400	400	400	400	400	400	400	400	400
	Daily average Kiln	230	221	220	209	264	247	262	322	303	304	250	180	211	190	208	204	227	246	275	270	275	280	280	295	274	234	260	258	277	264	289	
	No. of invalid days	Value valid?	Y	Y	Y	Y	Y	Y	Y	Y	Y	Y	Y	Y	Y	Y	Y	Y	Y	Y	Y	Y	Y	Y	Y	Y	Y	Y	Y	Y	Y	Y	Y
	Total invalid 1/2 hours	No. of invalid 1/2 hours																															
Sum of exceedances	Value exceeds ELV (Y/N)		N	N	N	N	N	N	N	N	N	N	N	N	N	N	N	N	N	N	N	N	N	N	N	N	N	N	N	N	N	N	N

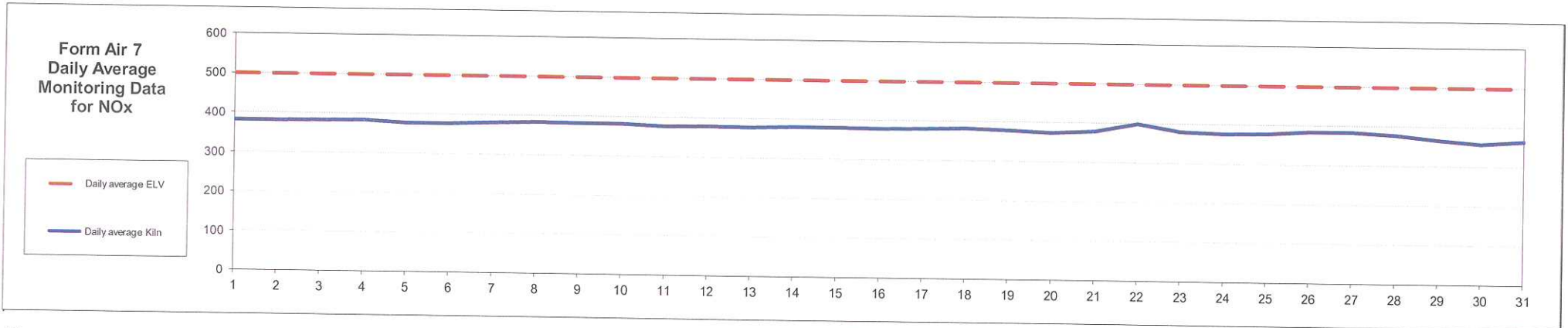
Signed **K.Bennett** Date 03.10.2019
(Authorised to sign as representative of Tarmac Cement & Lime Ltd)

Permit Reference Number: BL3986ID

Operator: Tarmac Cement & Lime Ltd
Jul-19

Installation: Aberthaw Works

Kiln Report of Continuous Monitored Emissions (Emission Point A1)



Kiln		Monthly summary	Date																														
			1	2	3	4	5	6	7	8	9	10	11	12	13	14	15	16	17	18	19	20	21	22	23	24	25	26	27	28	29	30	31
Daily average		Daily average ELV	500	500	500	500	500	500	500	500	500	500	500	500	500	500	500	500	500	500	500	500	500	500	500	500	500	500	500	500	500	500	
		Monthly maximum	399	Daily average Kiln																													
		No. of invalid days	Value valid?	Y	Y	Y	Y	Y	Y	Y	Y	Y	Y	Y	Y	Y	Y	Y	Y	Y	Y	Y	Y	Y	Y	Y	Y	Y	Y	Y	Y	Y	
		Total invalid 1/2 hours	No. of invalid 1/2 hours																														
		Sum of exceedances	Value exceeds ELV (Y/N)	N	N	N	N	N	N	N	N	N	N	N	N	N	N	N	N	N	N	N	N	N	N	N	N	N	N	N	N	N	N

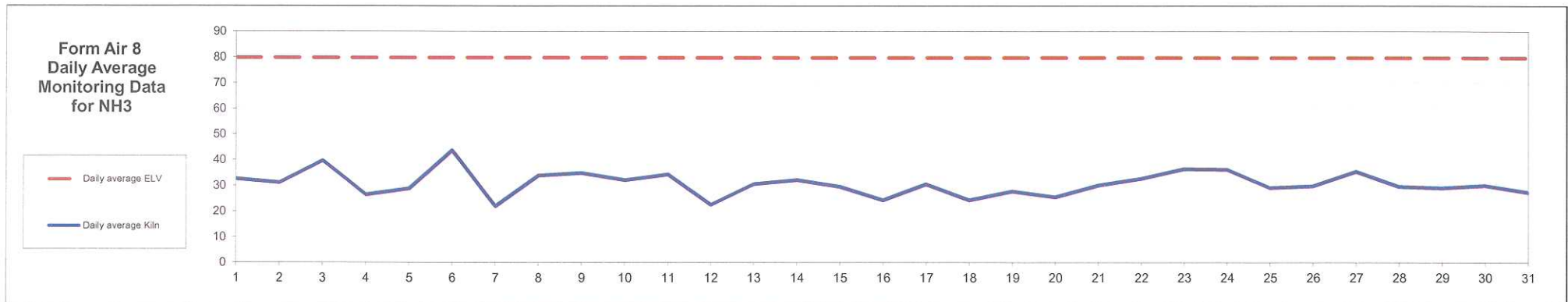
Signed **K.Bennett** Date 03.10.2019
(Authorised to sign as representative of Tarmac Cement & Lime Ltd)

Permit Reference Number: BL3986ID

Operator: Tarmac Cement & Lime Ltd
Jul-19

Installation: Aberthaw Works

Kiln Report of Continuous Monitored Emissions (Emission Point A1)



Kiln		Monthly summary	Date	1	2	3	4	5	6	7	8	9	10	11	12	13	14	15	16	17	18	19	20	21	22	23	24	25	26	27	28	29	30	31	
Daily average	Daily average ELV			80	80	80	80	80	80	80	80	80	80	80	80	80	80	80	80	80	80	80	80	80	80	80	80	80	80	80	80	80	80	80	
	Monthly maximum	44	Daily average Kiln	33	31	40	27	29	44	22	34	35	32	34	23	31	32	30	24	31	24	28	26	30	33	37	36	29	30	36	30	29	30	27	
	No. of invalid days		Value valid?	Y	Y	Y	Y	Y	Y	Y	Y	Y	Y	Y	Y	Y	Y	Y	Y	Y	Y	Y	Y	Y	Y	Y	Y	Y	Y	Y	Y	Y	Y	Y	
	Total invalid 1/2 hours	1	No. of invalid 1/2 hours										1																						
	Sum of exceedances	0	Value exceeds ELV (Y/N)	N	N	N	N	N	N	N	N	N	N	N	N	N	N	N	N	N	N	N	N	N	N	N	N	N	N	N	N	N	N	N	N

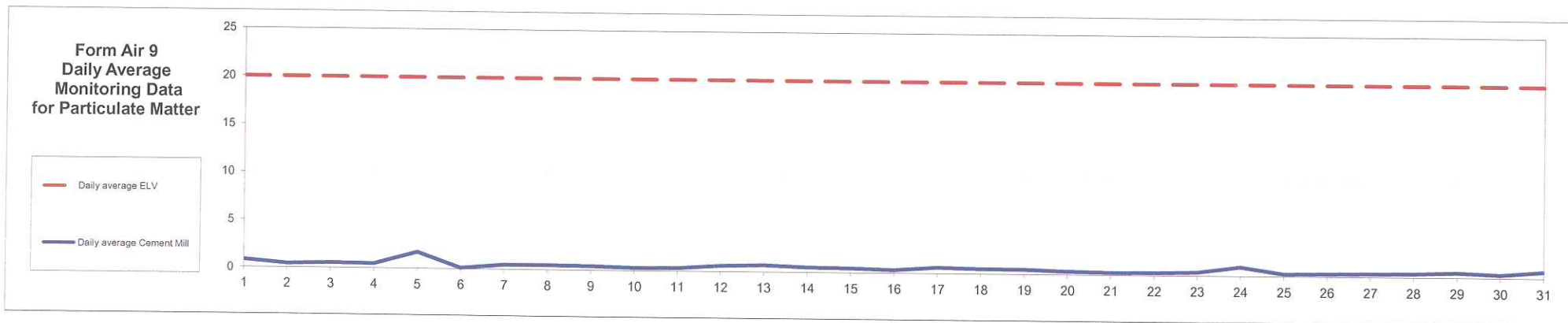
Signed **K.Bennett** Date 03.10.2019
(Authorised to sign as representative of Tarmac Cement & Lime Ltd)

Permit Reference Number: BL3986ID

Operator: Tarmac Cement & Lime Ltd
Jul-19

Installation: Aberthaw Works

Cement Mill Report of Continuous Monitored Emissions (Emission Point A2)



Cement Mill		Monthly summary	Date	1	2	3	4	5	6	7	8	9	10	11	12	13	14	15	16	17	18	19	20	21	22	23	24	25	26	27	28	29	30	31	
Daily average	Monthly maximum	2	Daily average ELV	20	20	20	20	20	20	20	20	20	20	20	20	20	20	20	20	20	20	20	20	20	20	20	20	20	20	20	20	20	20	20	20
	No. of invalid days		Daily average Cement Mill	0.84	0.44	0.56	0.50	1.74	0.14	0.50	0.51	0.44	0.31	0.34	0.62	0.75	0.54	0.50	0.38	0.66	0.56	0.52	0.37	0.28	0.32	0.39	0.98	0.29	0.35	0.38	0.41	0.55	0.37	0.70	
	Total invalid 1/2 hours		Value valid?	Y	Y	Y	Y	Y	Y	Y	Y	Y	Y	Y	Y	Y	Y	Y	Y	Y	Y	Y	Y	Y	Y	Y	Y	Y	Y	Y	Y	Y	Y	Y	
	Sum of exceedances		No. of invalid 1/2 hours																																
				Value exceeds ELV (Y/N)	N	N	N	N	N	N	N	N	N	N	N	N	N	N	N	N	N	N	N	N	N	N	N	N	N	N	N	N	N	N	N

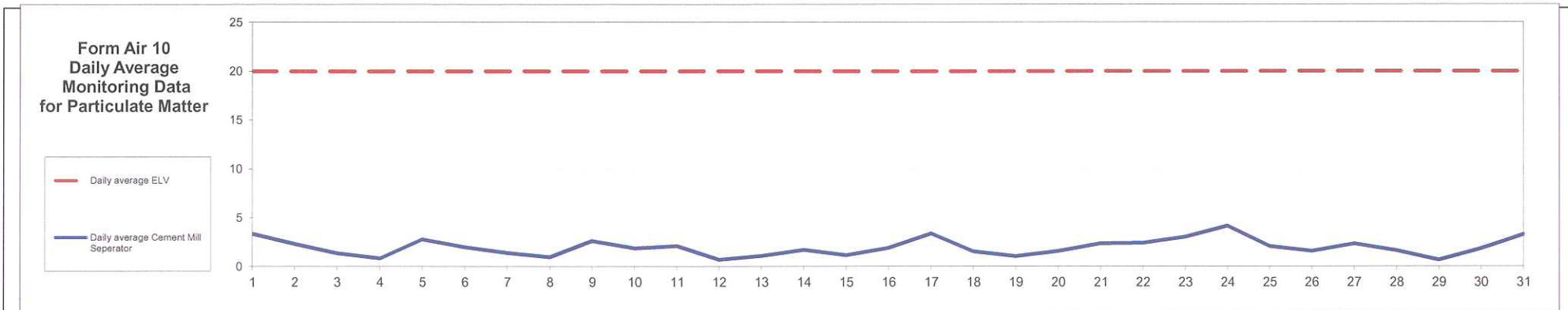
Signed **A. Cachaco** Date 03/10/2019
(Authorised to sign as representative of Tarmac Cement & Lime Ltd)

Permit Reference Number: BL3986ID

Operator: Tarmac Cement & Lime Ltd
Jul-19

Installation: Aberthaw Works

Cement Mill Separator Report of Continuous Monitored Emissions (Emission Point A3)



Cement Mill Separator

Monthly summary		Date	1	2	3	4	5	6	7	8	9	10	11	12	13	14	15	16	17	18	19	20	21	22	23	24	25	26	27	28	29	30	31	
Daily average	Monthly maximum	4	20	20	20	20	20	20	20	20	20	20	20	20	20	20	20	20	20	20	20	20	20	20	20	20	20	20	20	20	20	20	20	
	Daily average Cement Mill Sepe		3.35	2.32	1.36	0.86	2.79	1.98	1.40	0.94	2.62	1.85	2.10	0.70	1.08	1.70	1.17	1.92	3.37	1.56	1.05	1.56	2.36	2.40	3.02	4.17	2.08	1.58	2.33	1.63	0.67	1.83	3.28	
	No. of invalid days		Y	Y	Y	Y	Y	Y	Y	Y	Y	Y	Y	Y	Y	Y	Y	Y	Y	Y	Y	Y	Y	Y	Y	Y	Y	Y	Y	Y	Y	Y	Y	
	Total invalid 1/2 hours																																	
	Sum of exceedances			N	N	N	N	N	N	N	N	N	N	N	N	N	N	N	N	N	N	N	N	N	N	N	N	N	N	N	N	N	N	N

Signed **A. Cachaco** Date 03/10/2019
(Authorised to sign as representative of Tarmac Cement & Lime Ltd)