







Location Plan Rosedew Farm


Site:
Rosedew Farm
Llantwit Major
South Glamorgan
CF61 1PZ

Client:
Dŵr Cymru / Welsh Water

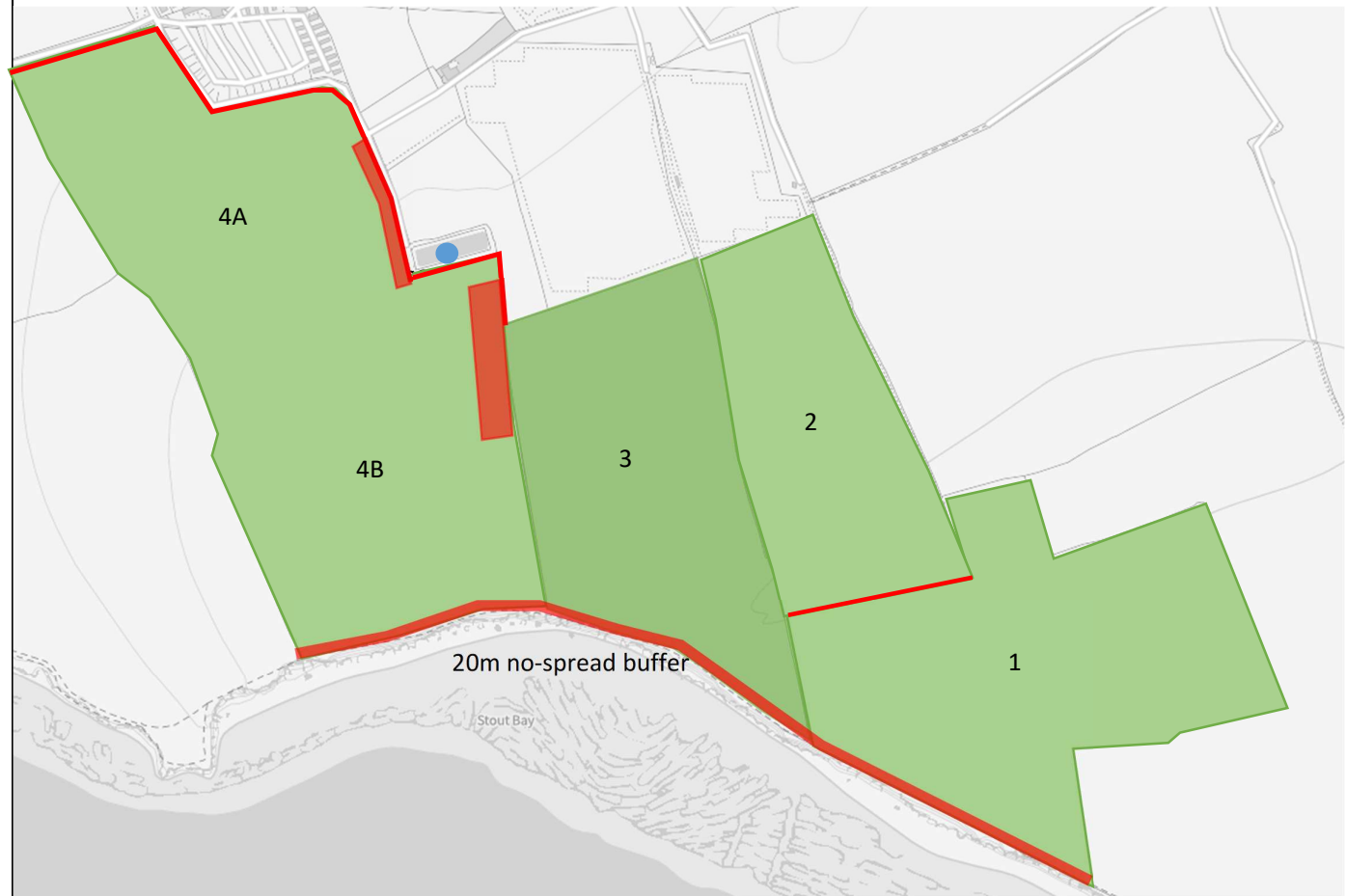
Key:

-  Spreading area
-  No-spread area
-  10m no spread buffer
-  Track/footpath- *no spread*

Storage:

-  Lagoon – SS 97572 67485

Map reference:
RF-01





Location Plan Rosedew Farm

Location of sensitive receptors




Site:

Rosedew Farm

Llantwit Major

CF61 1PZ

Key:

-  Restored ancient Woodland
-  Castle Ditches Fort
-  Lowland calcareous grassland

Map reference:

RF-02

