



**The Environmental Permitting (England
and Wales) Regulations 2010**

**Permit: EPR/LP3030XA
Cardiff Energy Recovery Facility**

**Environmental Monitoring Report
Q1 2024**

1 January – 31 March 2024

Prepared by:
Viridor Energy
Cardiff ERF
Trident Park
Glass Avenue
Cardiff
CF24 5EN



Quality Assurance

This report has been prepared with all reasonable skill, care and diligence. Information reported herein is based on the interpretation of data collected and has been accepted in good faith as being accurate and valid.

Report Details

Report Title:	Cardiff Energy Recovery Facility Environmental Report Q1 1 January – 31 March 2024
Report Date:	April 2024
Version:	1

Report Generated By

Name:	[REDACTED]
Position:	Plant Manager – Cardiff ERF

1. Introduction

Cardiff Energy Recovery Facility is located immediately north of Cardiff Docks. The facility has an annual throughput of up to 425,000 tonnes per year of residual municipal and C&I waste and has the capability of exporting approximately 33.5 MW of electrical power from the process.

In accordance with the requirements of Permit EPR/LP3030XA issued by Natural Resources Wales to Viridor Waste Management Limited (Viridor) on 21 December 2022, Viridor is required to submit an Environmental Monitoring Report on a quarterly basis.

This report summarises the environmental data collected at the site during the Q1 of 2024 (1 January – 31 March 2024).

The report will cover the following areas of environmental monitoring:

- Section 2 – Point Source Emissions to Air
- Section 3 – Point Source Emissions to Water
- Section 4 – Residue Quality Monitoring Requirements

2. Point Source Emissions to Air

2.1. Introduction

Permit Condition 3.5.1(a) and Tables S3.1 and S3.1(a) require Viridor to undertake performance monitoring of the point source emissions to air arising at sample points A1 and A2 on a continuous and periodic basis.

A summary of the continuous point source emissions to air monitoring data at sample point A1 and A2, for the period, is included as Table 1.

The measurement frequency for periodic point source emissions to air monitoring data at sample point A1 and A2 is on a bi-annual basis, after 12 months of operation.

2.2 Commentary on Data

The concentrations recorded were obtained by running a quarterly continuous emissions report on CDAS software report.

Availability of waste combustion Line 1 was 2,172 hours

As this quarter had 91 days (91 days x 24 hours = 2184 hours)
Line 1 was in operation 99.43%

Availability of waste combustion Line 2 was 2,158 hours (98.83%).

This installation generated 82,094 MWh of electricity during the period.

2.3 Schedule Notices Issued

One Schedule 5 notification was submitted to NRW during this period, the details are below:

23 February 2024
From 0340h to 0349h
Line 2
CO 10-minute average recorded value was 238mg/m³

Table 1: Emissions to Air from A1 and A2 (CEMS) taken from ENVEA (new name for A1- Cbiss) reports.

See attached PDF Data Sheets as agreed with NRW.

Table 2: Emissions to Air from A1 and A2 Periodic

Results of 6-monthly emissions testing was submitted within the last report.

Results for the next emissions testing visit shall be submitted within the next quarterly report.

3. Point Source Emissions to Water

3.1. Introduction

Permit Condition 3.5.1(a) and Table S3.2 requires Viridor to ensure sample point W1 is free of oil, grease and visible solids.

3.2 Commentary on Data

During the quarter monitoring point W1 has remained free of oil and grease.

3.3 Schedule Notices Issued

No Permit limit exceedances were recorded during the review period for emissions to water.

4. Residue Quality Monitoring Requirements

4.1. Introduction

Permit Condition 3.5.1(c) and Table S3.5 require Viridor to undertake residue quality monitoring at quarterly intervals following the first year of operation. This applies for both bottom ash and air pollution control residues.

4.2 Commentary on Data

Incinerator Bottom Ash

Figures shown in Table 3 detail the quarterly analysis undertaken in line with the criteria laid out in the ESA protocol.

Air Pollution Control Residues

Figures shown in Table 3 detail the analysis undertaken during the quarter.

Table 3: Residue Quality

Residue quality					
Parameter	Limit	Normal Operation			
		Bottom ash		APC Residues	
		Line 1	Line 2	Line 1	Line 2
		Received at lab 05/01/2024 Reported to Viridor 10/01/2024	Received at lab 05/01/2024 Reported to Viridor 10/01/2024		
Total Organic Carbon	3%	0.5%	0.8%		
		Composite			
		Received at lab 05/01/2024 Reported to Viridor 25/01/2024		Received at lab 05/01/2024 Metals reported to Viridor 18/01/2024 D, F + PCBs reported to Viridor 16/01/2024	Received at lab 05/01/2024 Metals reported to Viridor 18/01/2024 D, F + PCBs reported to Viridor 16/01/2024
Antimony (mg/kg)	---	263		661	1222
Cadmium (mg/kg)	---	13.2		176	194
Thallium (mg/kg)	---	<0.1		0.6	0.8
Mercury (mg/kg)	---	<0.5		11.0	16.6
Lead (mg/kg)	---	324.8		838	1235
Chromium (mg/kg)	---	127		36.8	66.1
Copper (mg/kg)	---	2253.9		669	639
Manganese (mg/kg)	---	1708		494	578
Nickel (mg/kg)	---	104.8		16.2	27.0
Arsenic (mg/kg)	---	25.5		55.7	105
Cobalt (mg/kg)	---	164		5.2	7.4
Vanadium (mg/kg)	---	61.1		10.0	16.7
Zinc (mg/kg)	---	3466.6		9663	12056
Dioxins / Furans (WHO 2005 TEQ) (ng/kg)	---	Dioxins = 3.1835 Furans = 4.51454		Dioxins = 116.11 Furans = 169.865	Dioxins = 209.42 Furans = 360.214
PCB (WHO 2005 TEQ) (ng/kg)	---	0.30259		4.88545	12.5226

Permit Reference Number : LP3030XA

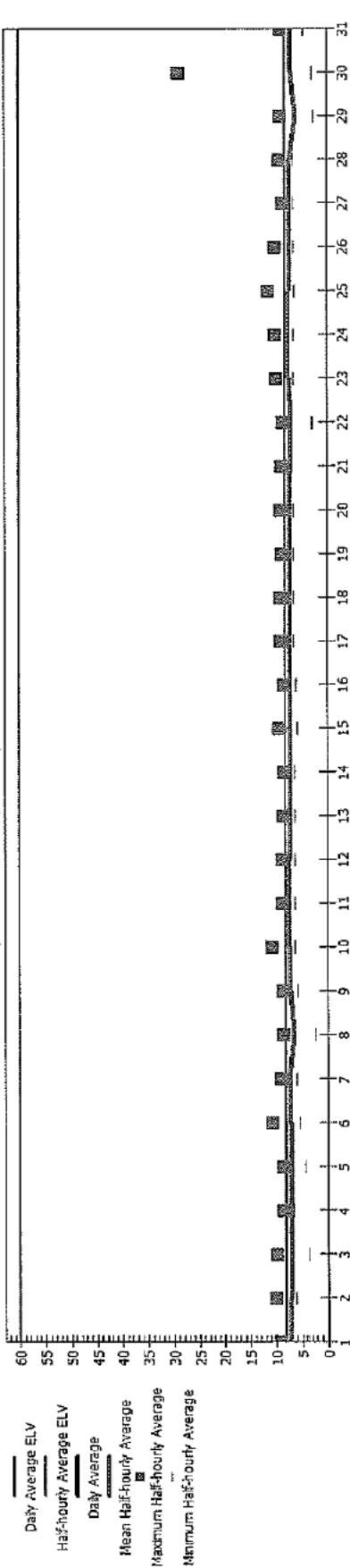
Installation: trident park cardiff

Operator : Viridor

Form Number:

Reporting of Continuously Monitored Emissions to Air for HCl mg/m3 at Emission Point A1 For the month of January 2024

Daily and Half-hourly Average Monitoring Data



		Monthly summary		Date																											
				Half-hourly average ELV																											
Half-hourly average	Monthly maximum	29																													
	Monthly mean	7																													
	Monthly minimum	2																													
	Total Invalid results	0																													
	Sum of exceedances	0																													
				Daily average ELV																											
Daily average	Monthly maximum	7																													
	No of invalid days	0																													
	Sum of exceedances	0																													

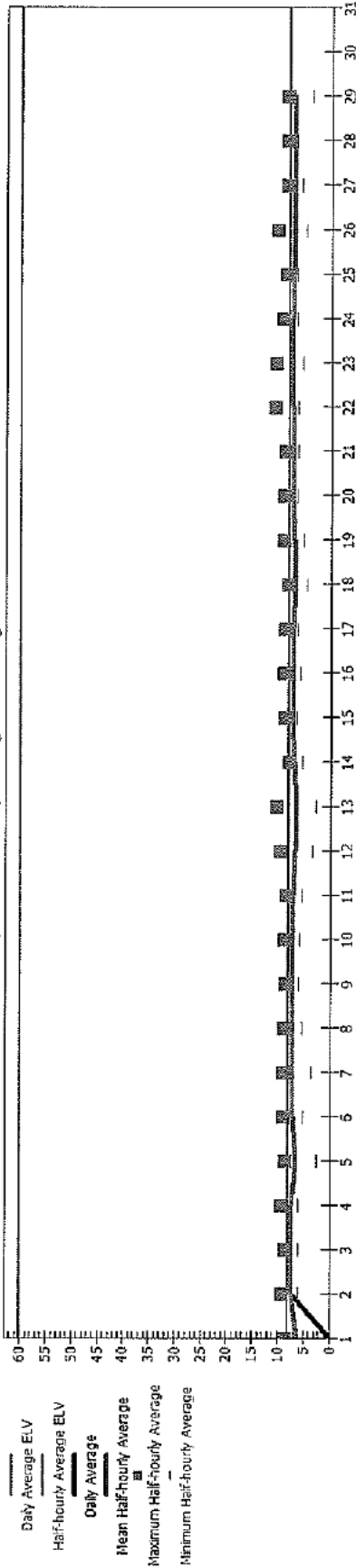
Signed: [Signature] Date: 10/04/24
(Authorised to sign as a representative of the Operator)

Permit Reference Number : LP3030XA
Installation: trident park cardiff

Operator : Viridor
Form Number:

Reporting of Continuously Monitored Emissions to Air for HCl mg/m3 at Emission Point A1 For the month of February 2024

Daily and Half-hourly Average Monitoring Data



Monthly summary		Date																															
Half-hourly average	Half-hourly average ELV																																
	Monthly maximum	11	60	60	60	60	60	60	60	60	60	60	60	60	60	60	60	60	60	60	60	60	60	60	60	60	60	60	60	60	60	60	
	Monthly mean	7	8	9	9	8	7	7	7	7	7	7	7	7	7	7	7	7	7	7	7	7	7	7	7	7	7	7	7	7	7	7	
	Monthly minimum	2	6	6	6	2	5	4	5	6	5	3	3	5	6	6	6	5	5	6	6	5	7	7	5	6	6	4					
	Total Invalid results	0	0	0	0	0	0	0	0	0	0	0	0	0	0	0	0	0	0	0	0	0	0	0	0	0	0	0	0	0	0	0	
Daily average	Sum of exceedances	0	0	0	0	0	0	0	0	0	0	0	0	0	0	0	0	0	0	0	0	0	0	0	0	0	0	0	0	0	0	0	
	Daily average ELV	8	8	8	8	8	8	8	8	8	8	8	8	8	8	8	8	8	8	8	8	8	8	8	8	8	8	8	8	8	8	8	
	Monthly maximum	7	N/A	7	7	7	7	7	7	7	7	7	6	7	7	7	7	7	7	7	7	7	7	7	7	7	7	7	7	7	7	7	
	No of invalid days	0	Y	Y	Y	Y	Y	Y	Y	Y	Y	Y	Y	Y	Y	Y	Y	Y	Y	Y	Y	Y	Y	Y	Y	Y	Y	Y	Y	Y	Y	Y	
	Sum of exceedances	0	N	N	N	N	N	N	N	N	N	N	N	N	N	N	N	N	N	N	N	N	N	N	N	N	N	N	N	N	N	N	N

Signed: [Redacted]
(Authorised to sign as a representative of the Operator)

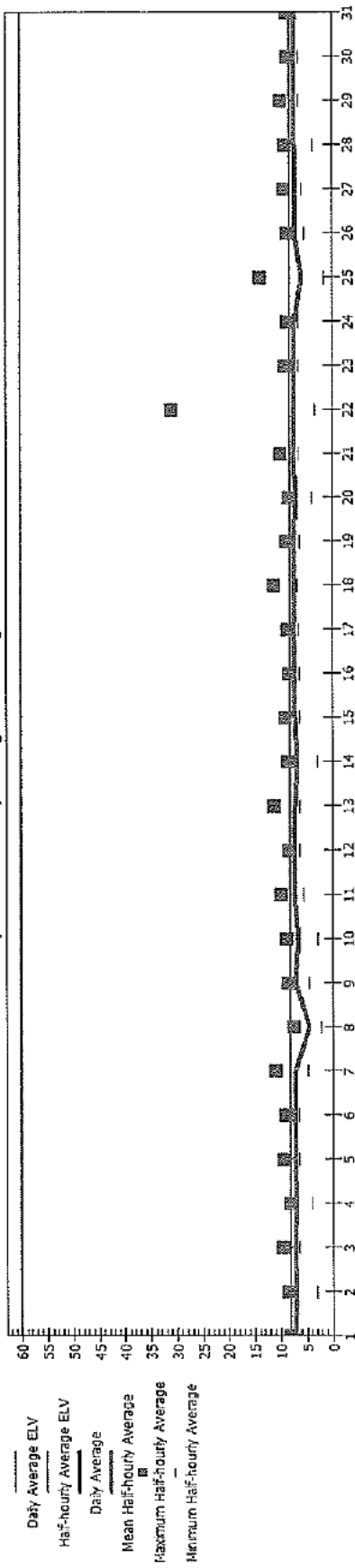
Date: 10/4/24

Permit Reference Number : LP3030XA
Installation: trident park cardiff

Operator : Viridor
Form Number:

Reporting of Continuously Monitored Emissions to Air for HCl mg/m3 at Emission Point A1 For the month of March 2024

Daily and Half-hourly Average Monitoring Data



	Monthly summary		Date																														
Half-hourly average	Monthly maximum	31	Half-hourly average ELV																														
	Monthly mean	7	Maximum Half-hourly average																														
	Monthly minimum	1	Mean Half-hourly average																														
	Total invalid results	0	Minimum Half-hourly average																														
	Sum of exceedances	0	No of Invalid results																														
			No of exceedances of ELV																														
Daily average			Daily average ELV																														
	Monthly maximum	7	Daily average																														
	No of invalid days	0	Value Valid?																														
	Sum of exceedances	0	Value Exceeds ELV?																														

Signed.....
(Authorised to sign as a representative of the Operator)

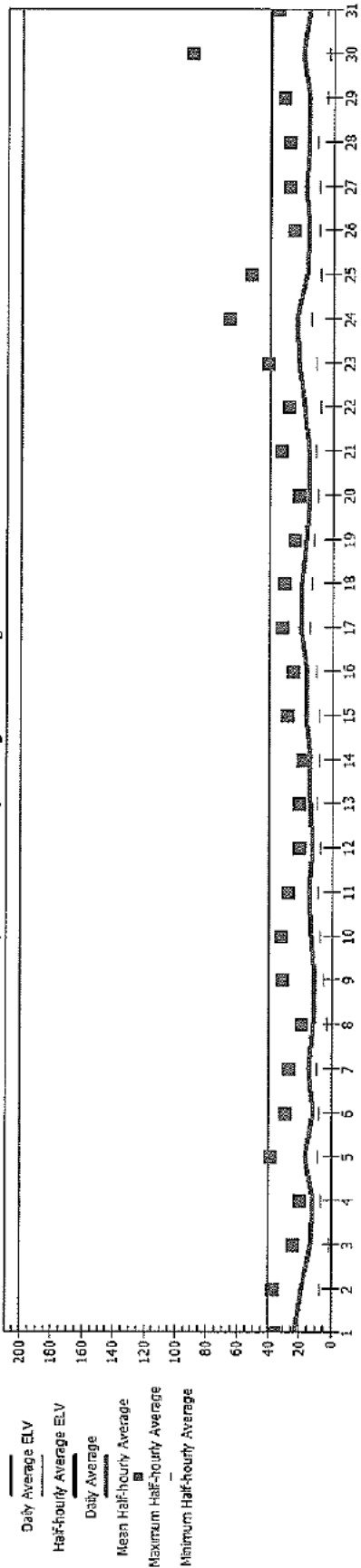
Date: 10/4/24

Permit Reference Number : LP3030XA
Installation: trident park cardiff

Operator : Viridor
Form Number:

Reporting of Continuously Monitored Emissions to Air for SO2 mg/m3 at Emission Point A1 For the month of January 2024

Daily and Half-hourly Average Monitoring Data



Monthly summary		Date																															
Half-hourly average	Monthly maximum	90	200																														
	Monthly mean	16	23																														
	Monthly minimum	1	5																														
	Total Invalid results	0	0																														
	Sum of exceedances	0	0																														
Daily average	Monthly maximum	23	40																														
	No of invalid days	0	Y																														
	Sum of exceedances	0	N																														
	Value Exceeds ELV?																																

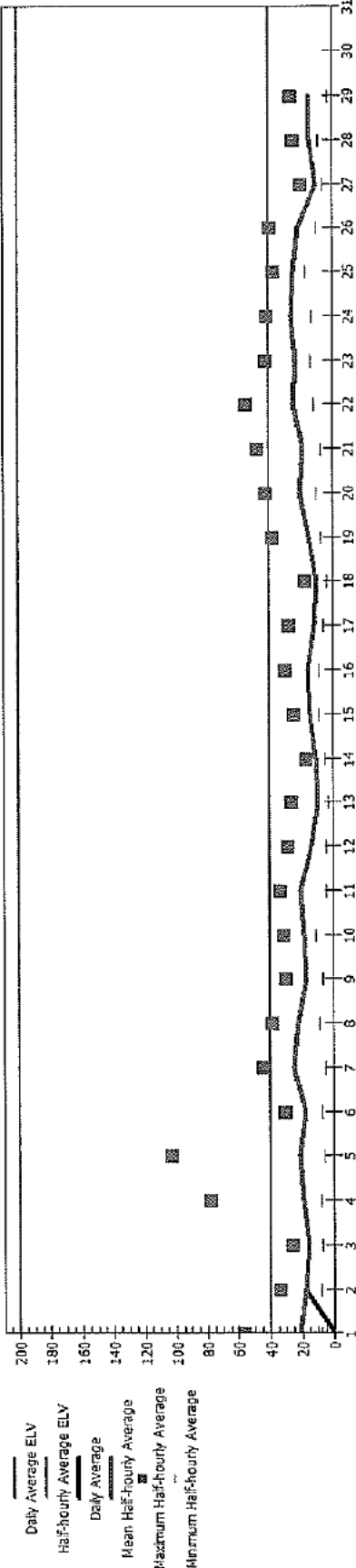
Signed..... Date: 10/1/24
(Authorised to sign as a representative of the Operator)

Permit Reference Number : LP3030XA
Installation: trident park cardiff

Operator : Viridor
Form Number:

Reporting of Continuously Monitored Emissions to Air for SO2 mg/m3 at Emission Point A1 For the month of February 2024

Daily and Half-hourly Average Monitoring Data



	Monthly summary		Date																															
			1	2	3	4	5	6	7	8	9	10	11	12	13	14	15	16	17	18	19	20	21	22	23	24	25	26	27	28	29	30	31	
Half-hourly average		Half-hourly average ELV	200	200	200	200	200	200	200	200	200	200	200	200	200	200	200	200	200	200	200	200	200	200	200	200	200	200	200	200	200	200	200	200
	Monthly maximum	103	56	34	26	78	103	30	44	38	29	31	34	28	26	16	25	30	27	17	38	42	47	54	42	41	37	39	19	25	26			
	Monthly mean	18	22	18	15	20	22	18	25	22	17	19	21	14	9	11	14	16	11	10	15	21	19	24	23	26	25	22	10	15	15			
	Monthly minimum	3	8	8	7	7	6	7	5	8	6	11	4	4	3	5	9	8	5	3	7	10	7	11	14	13	17	10	5	9	3			
	Total Invalid results	0	0	0	0	0	0	0	0	0	0	0	0	0	0	0	0	0	0	0	0	0	0	0	0	0	0	0	0	0	0	0	0	0
		Sum of exceedances	0	0	0	0	0	0	0	0	0	0	0	0	0	0	0	0	0	0	0	0	0	0	0	0	0	0	0	0	0	0	0	0
		Daily average ELV	40	40	40	40	40	40	40	40	40	40	40	40	40	40	40	40	40	40	40	40	40	40	40	40	40	40	40	40	40	40	40	40
	Daily average	26	N/A	18	15	20	22	18	25	22	17	19	21	14	9	11	14	16	11	10	15	21	19	24	23	26	25	22	10	15	15			
	No of invalid days	0	Y	Y	Y	Y	Y	Y	Y	Y	Y	Y	Y	Y	Y	Y	Y	Y	Y	Y	Y	Y	Y	Y	Y	Y	Y	Y	Y	Y	Y	Y	Y	
		Sum of exceedances	0	N	N	N	N	N	N	N	N	N	N	N	N	N	N	N	N	N	N	N	N	N	N	N	N	N	N	N	N	N	N	N

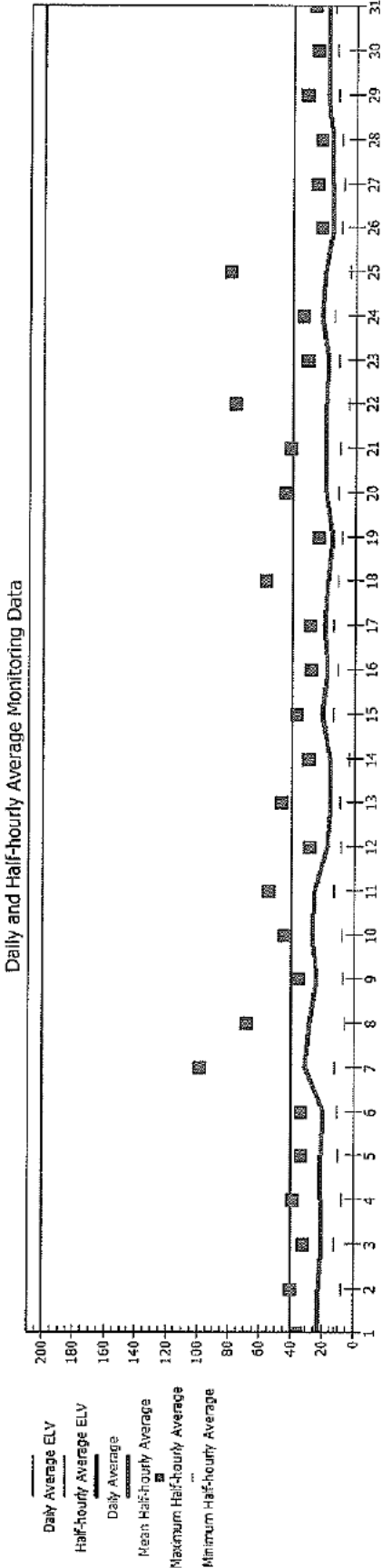
Signed.....
(Authorised to sign as a representative of the Operator)

Date: 10/04/24

Permit Reference Number : LP3030XA
Installation: trident park cardiff

Operator : Virdor
Form Number:

Reporting of Continuously Monitored Emissions to Air for SO2 mg/m3 at Emission Point A1 For the month of March 2024



	Monthly summary		Date																														
			1	2	3	4	5	6	7	8	9	10	11	12	13	14	15	16	17	18	19	20	21	22	23	24	25	26	27	28	29	30	31
Half-hourly average			Half-hourly average ELV																														
	Monthly maximum	99	36	40	32	38	33	34	99	69	35	44	54	28	47	29	37	27	28	57	23	44	41	76	30	33	60	22	24	21	31	24	26
	Monthly mean	20	22	22	20	21	21	20	31	28	24	27	25	18	15	16	21	17	19	17	14	18	19	17	22	20	14	15	15	18	17	18	
	Monthly minimum	3	12	8	12	8	10	11	12	6	7	8	13	8	9	3	14	10	14	11	9	10	10	4	11	14	3	9	7	9	12	12	14
	Total invalid results	0	No of invalid results																														
Daily average			No of exceedances of ELV																														
	Sum of exceedances	0	Daily average ELV																														
	Monthly maximum	31	40	40	40	40	40	40	40	40	40	40	40	40	40	40	40	40	40	40	40	40	40	40	40	40	40	40	40	40	40	40	
	No of invalid days	0	22	22	20	21	21	20	31	28	24	27	25	18	15	16	21	17	19	17	14	18	19	19	17	22	20	14	15	15	18	17	18
	Sum of exceedances	0	Value Valid?																														
			Value Exceeds ELV?																														


Signed: [Signature] Date: 10/4/24
(Authorised to sign as a representative of the Operator)

Permit Reference Number : LP3030XA
Installation: trident park cardiff

Operator : Viridor
Form Number:

Reporting of Continuously Monitored Emissions to Air for NOx mg/m3 at Emission Point A1 For the month of January 2024

Daily and Half-hourly Average Monitoring Data



Monthly summary		Date																															
Half-hourly average	Half-hourly average ELV																																
	Monthly maximum	340	183	187	184	184	183	312	189	264	199	187	200	193	182	203	191	202	188	212	199	178	194	181	340	185	184	188	199	200	189	194	183
	Monthly mean	171	170	169	170	171	174	170	171	171	169	171	171	170	171	171	170	171	171	170	171	171	169	171	175	171	170	171	170	172	171	170	170
	Monthly minimum	90	155	141	158	147	158	118	147	139	154	148	152	155	161	159	154	158	148	132	150	162	156	161	90	162	156	156	155	154	144	153	157
	Total Invalid results	0	0	0	0	0	0	0	0	0	0	0	0	0	0	0	0	0	0	0	0	0	0	0	0	0	0	0	0	0	0	0	0
Daily average	Sum of exceedances	0	0	0	0	0	0	0	0	0	0	0	0	0	0	0	0	0	0	0	0	0	0	0	0	0	0	0	0	0	0	0	0
	Daily average ELV																																
	Daily average	175	170	169	170	171	174	170	171	171	169	171	171	170	171	171	170	171	171	170	171	171	169	171	175	171	170	171	170	172	171	170	170
	Value Valid?	0	Y	Y	Y	Y	Y	Y	Y	Y	Y	Y	Y	Y	Y	Y	Y	Y	Y	Y	Y	Y	Y	Y	Y	Y	Y	Y	Y	Y	Y	Y	Y
	Sum of exceedances	0	N	N	N	N	N	N	N	N	N	N	N	N	N	N	N	N	N	N	N	N	N	N	N	N	N	N	N	N	N	N	N

Signed.....
(Authorised to sign as a representative of the Operator)

Date.....15/01/24

Permit Reference Number : LP3030XA

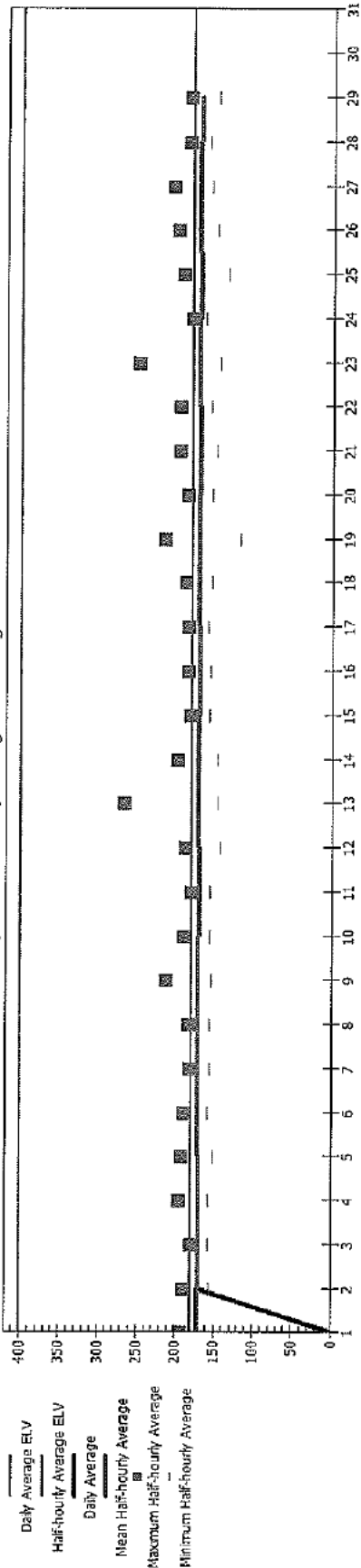
Installation: trident park cardiff

Operator : Viridor

Form Number:

Reporting of Continuously Monitored Emissions to Air for NOx mg/m3 at Emission Point A1 For the month of February 2024

Daily and Half-hourly Average Monitoring Data



	Monthly summary		Date																														
			1	2	3	4	5	6	7	8	9	10	11	12	13	14	15	16	17	18	19	20	21	22	23	24	25	26	27	28	29	30	31
Half-hourly average			Half-hourly average ELV																														
		265	Maximum Half-hourly average																														
		170	Mean Half-hourly average																														
		118	Minimum Half-hourly average																														
		0	No of Invalid results																														
		0	No of exceedances of ELV																														
			Daily average ELV																														
		172	Daily average																														
		0	Value Valid?																														
		0	Value Exceeds ELV?																														

Signed.....

(Authorised to sign as a representative of the Operator)

Date: 10/4/24

Permit Reference Number : LP3030XA

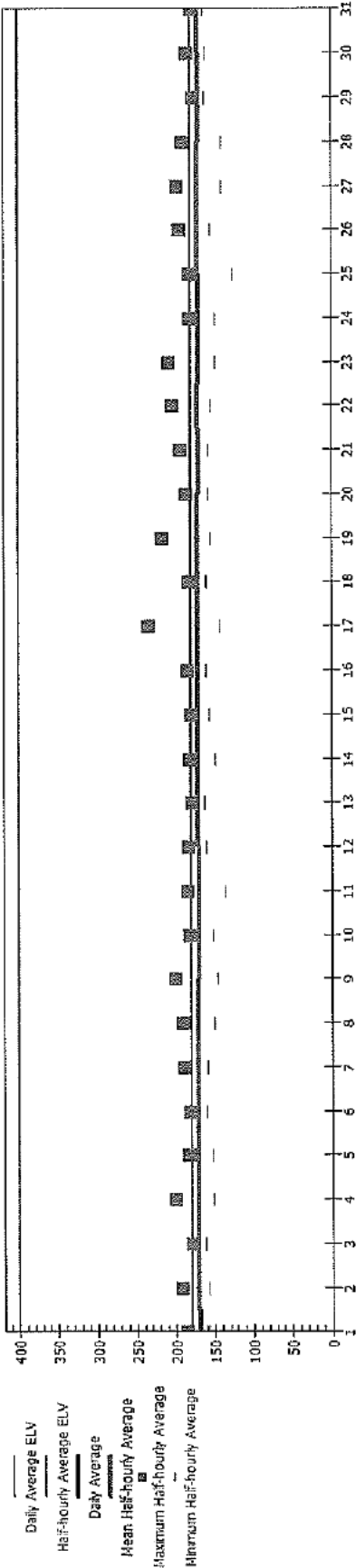
Installation: trident park cardiff

Operator : Viridor

Form Number:

Reporting of Continuously Monitored Emissions to Air for NOx mg/m3 at Emission Point A1 For the month of March 2024

Daily and Half-hourly Average Monitoring Data



	Monthly summary	Date	1	2	3	4	5	6	7	8	9	10	11	12	13	14	15	16	17	18	19	20	21	22	23	24	25	26	27	28	29	30	31	
Half-hourly average		Half-hourly average ELV	400	400	400	400	400	400	400	400	400	400	400	400	400	400	400	400	400	400	400	400	400	400	400	400	400	400	400	400	400	400	400	
	Monthly maximum	234	185	190	178	200	182	181	188	190	199	181	184	183	178	181	179	183	234	182	216	186	182	202	208	181	181	193	197	190	176	183	177	
	Monthly mean	170	170	172	170	171	170	171	170	171	171	171	169	168	171	170	170	171	171	170	172	170	170	171	169	170	170	171	171	171	170	169	171	170
	Monthly minimum	125	158	157	161	151	153	160	158	151	145	152	135	160	161	148	156	161	142	160	154	158	157	154	149	148	125	155	140	140	161	161	163	
	Total Invalid results	0	0	0	0	0	0	0	0	0	0	0	0	0	0	0	0	0	0	0	0	0	0	0	0	0	0	0	0	0	0	0	0	
Daily average		No of exceedances of ELV	0	0	0	0	0	0	0	0	0	0	0	0	0	0	0	0	0	0	0	0	0	0	0	0	0	0	0	0	0	0	0	
		Daily average ELV	180	180	180	180	180	180	180	180	180	180	180	180	180	180	180	180	180	180	180	180	180	180	180	180	180	180	180	180	180	180	180	
	Monthly maximum	172	170	172	170	171	170	171	170	171	171	169	168	171	170	170	171	171	171	170	172	170	170	171	169	170	170	171	171	171	170	169	171	170
	No of invalid days	0	Y	Y	Y	Y	Y	Y	Y	Y	Y	Y	Y	Y	Y	Y	Y	Y	Y	Y	Y	Y	Y	Y	Y	Y	Y	Y	Y	Y	Y	Y	Y	
		Value Exceeds ELV?	N	N	N	N	N	N	N	N	N	N	N	N	N	N	N	N	N	N	N	N	N	N	N	N	N	N	N	N	N	N	N	N

Signed.....

(Authorised to sign as a representative of the Operator)

Date.....15/04/2024

Permit Reference Number : LP3030XA

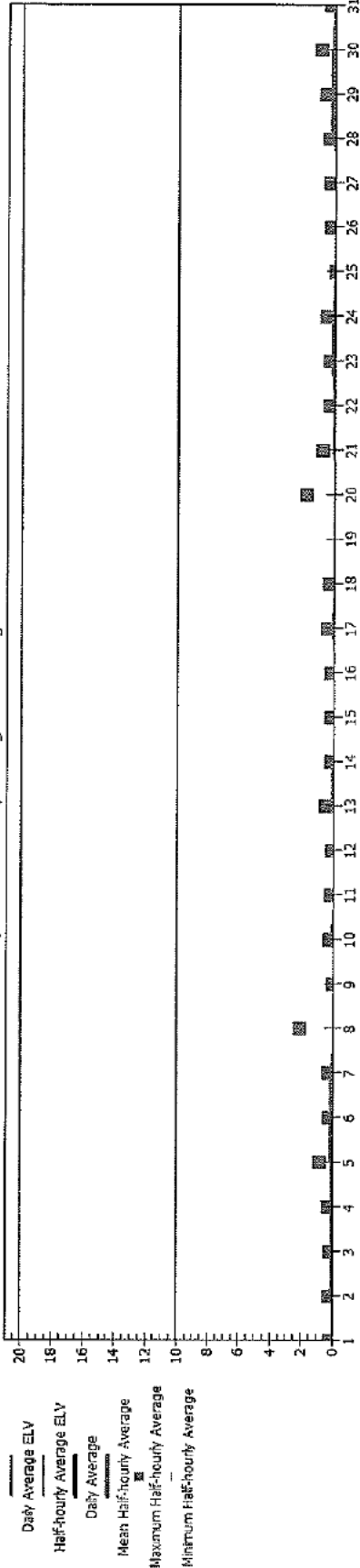
Installation: trident park cardiff

Operator : Viridor

Form Number:

Reporting of Continuously Monitored Emissions to Air for VOC mg/m3 at Emission Point A1 For the month of January 2024

Daily and Half-hourly Average Monitoring Data



	Monthly summary		Date																													
			1	2	3	4	5	6	7	8	9	10	11	12	13	14	15	16	17	18	19	20	21	22	23	24	25	26	27	28	29	30
Half-hourly average			Half-hourly average ELV																													
	Monthly maximum	2	Maximum Half-hourly average																													
	Monthly mean	0	Mean Half-hourly average																													
	Monthly minimum	0	Minimum Half-hourly average																													
	Total Invalid results	0	No of Invalid results																													
Daily average			No of exceedances of ELV																													
	Monthly maximum	0	Daily average ELV																													
	No of invalid days	0	Daily average																													
		0	Value Valid?																													
		0	Value Exceeds ELV?																													

Signed..... Date: 10/4/24

(Authorised to sign as a representative of the Operator)

Permit Reference Number : LP3030XA

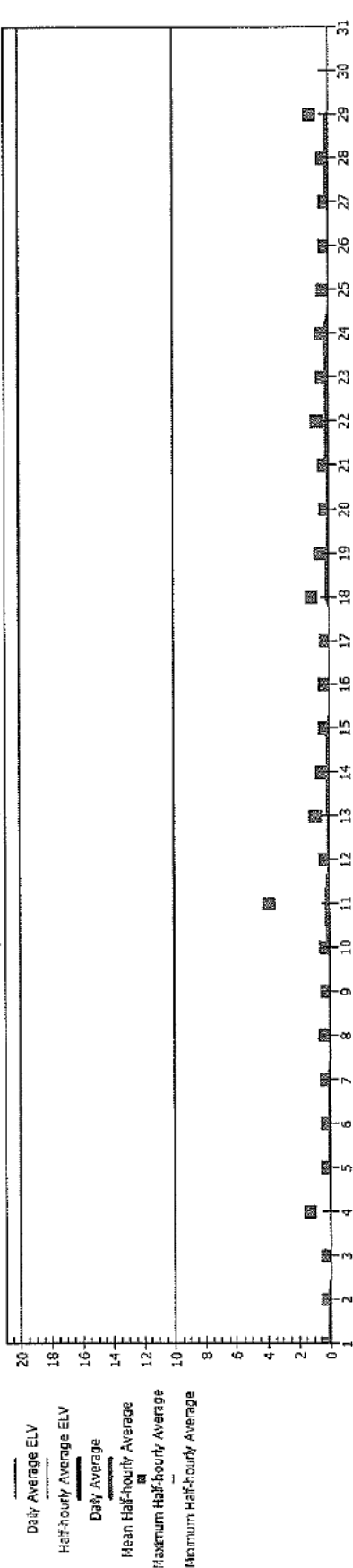
Operator : Viridor

Installation: trident park cardiff

Form Number:

Reporting of Continuously Monitored Emissions to Air for VOC mg/m3 at Emission Point A1 For the month of February 2024

Daily and Half-hourly Average Monitoring Data



	Monthly summary		Date																														
			1	2	3	4	5	6	7	8	9	10	11	12	13	14	15	16	17	18	19	20	21	22	23	24	25	26	27	28	29	30	31
Half-hourly average			Half-hourly average ELV																														
	Monthly maximum	4	0	0	0	1	0	0	0	0	0	4	0	1	0	0	0	0	1	1	0	0	1	0	0	0	0	0	0	0	1		
	Monthly mean	0	0	0	0	0	0	0	0	0	0	0	0	0	0	0	0	0	0	0	0	0	0	0	0	0	0	0	0	0	0		
	Monthly minimum	0	0	0	0	0	0	0	0	0	0	0	0	0	0	0	0	0	0	0	0	0	0	0	0	0	0	0	0	0	0		
	Total Invalid results	0	0	0	0	0	0	0	0	0	0	0	0	0	0	0	0	0	0	0	0	0	0	0	0	0	0	0	0	0	0		
	Sum of exceedances	0	0	0	0	0	0	0	0	0	0	0	0	0	0	0	0	0	0	0	0	0	0	0	0	0	0	0	0	0	0		
			10	10	10	10	10	10	10	10	10	10	10	10	10	10	10	10	10	10	10	10	10	10	10	10	10	10	10	10	10		
	Monthly maximum	0	N/A	0	0	0	0	0	0	0	0	0	0	0	0	0	0	0	0	0	0	0	0	0	0	0	0	0	0	0	0		
	No of invalid days	0	Y	Y	Y	Y	Y	Y	Y	Y	Y	Y	Y	Y	Y	Y	Y	Y	Y	Y	Y	Y	Y	Y	Y	Y	Y	Y	Y	Y			
	Sum of exceedances	0	N	N	N	N	N	N	N	N	N	N	N	N	N	N	N	N	N	N	N	N	N	N	N	N	N	N	N	N	N		

Signed..... Date: 10/4/24

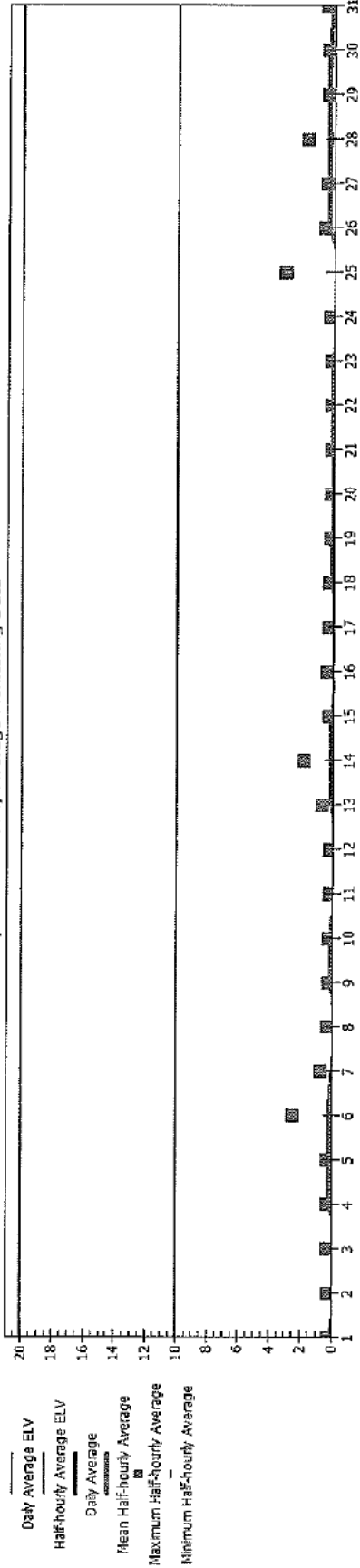
(Authorised to sign as a representative of the Operator)

Permit Reference Number : LP3030XA
Installation: trident park cardiff

Operator : Viridor
Form Number:

Reporting of Continuously Monitored Emissions to Air for VOC mg/m3 at Emission Point A1 For the month of March 2024

Daily and Half-hourly Average Monitoring Data



	Monthly summary		Date																														
Half-hourly average			Half-hourly average ELV																														
	Monthly maximum	3	Maximum Half-hourly average																														
	Monthly mean	0	Mean Half-hourly average																														
	Monthly minimum	0	Minimum Half-hourly average																														
	Total Invalid results	0	No of Invalid results																														
Daily average	Sum of exceedances	0	No of exceedances of ELV																														
			Daily average ELV																														
	Monthly maximum	0	Daily average																														
	No of invalid days	0	Value Valid?																														
	Sum of exceedances	0	Value Exceeds ELV?																														

Signed..... Date.....19/4/24

(Authorised to sign as a representative of the Operator)

Permit Reference Number : LP3030XA

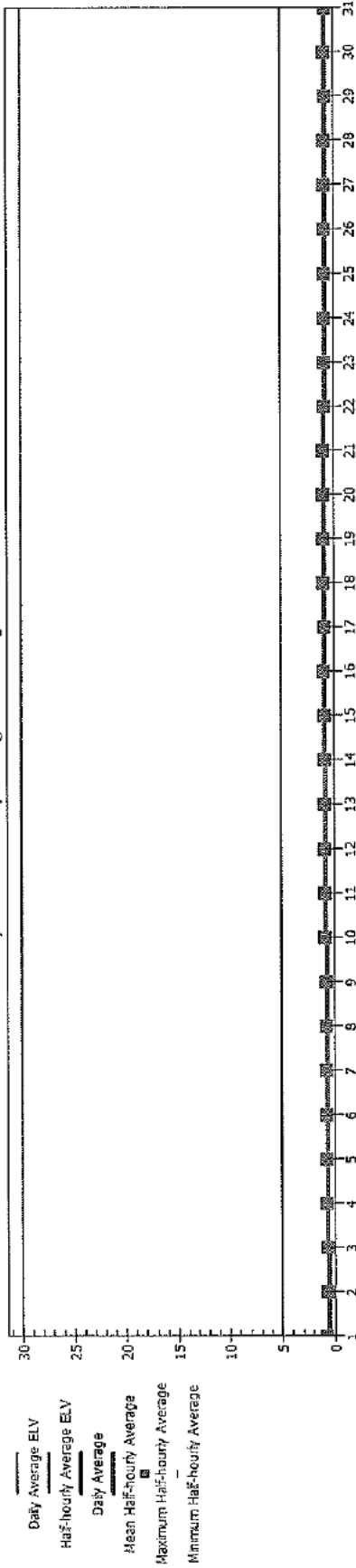
Operator : Viridor

Installation: trident park cardiff

Form Number:

Reporting of Continuously Monitored Emissions to Air for Particulates mg/m3 at Emission Point A1 For the month of January 2024

Daily and Half-hourly Average Monitoring Data



	Monthly summary		Date																															
			1	2	3	4	5	6	7	8	9	10	11	12	13	14	15	16	17	18	19	20	21	22	23	24	25	26	27	28	29	30	31	
Half-hourly average		Half-hourly average ELV	30	30	30	30	30	30	30	30	30	30	30	30	30	30	30	30	30	30	30	30	30	30	30	30	30	30	30	30	30	30	30	
	1	Monthly maximum	1	1	1	1	1	1	1	1	1	1	1	1	1	1	1	1	1	1	1	1	1	1	1	1	1	1	1	1	1	1	1	
	1	Monthly mean	1	1	1	1	1	1	1	1	1	1	1	1	1	1	1	1	1	1	1	1	1	1	1	1	1	1	1	1	1	1	1	
	1	Monthly minimum	1	1	1	1	1	1	1	1	1	1	1	1	1	1	1	1	1	1	1	1	1	1	1	1	1	1	1	1	1	1	1	1
	0	Total invalid results	0	0	0	0	0	0	0	0	0	0	0	0	0	0	0	0	0	0	0	0	0	0	0	0	0	0	0	0	0	0	0	0
Daily average	0	Sum of exceedances	0	0	0	0	0	0	0	0	0	0	0	0	0	0	0	0	0	0	0	0	0	0	0	0	0	0	0	0	0	0	0	0
		Daily average ELV	5	5	5	5	5	5	5	5	5	5	5	5	5	5	5	5	5	5	5	5	5	5	5	5	5	5	5	5	5	5	5	5
	1	Daily average	1	1	1	1	1	1	1	1	1	1	1	1	1	1	1	1	1	1	1	1	1	1	1	1	1	1	1	1	1	1	1	1
	0	Value Valid?	Y	Y	Y	Y	Y	Y	Y	Y	Y	Y	Y	Y	Y	Y	Y	Y	Y	Y	Y	Y	Y	Y	Y	Y	Y	Y	Y	Y	Y	Y	Y	Y
	0	Sum of exceedances	N	N	N	N	N	N	N	N	N	N	N	N	N	N	N	N	N	N	N	N	N	N	N	N	N	N	N	N	N	N	N	N

Signed.....
(Authorised to sign as a representative of the Operator)

Date: 10/01/2024

Permit Reference Number : LP3030XA

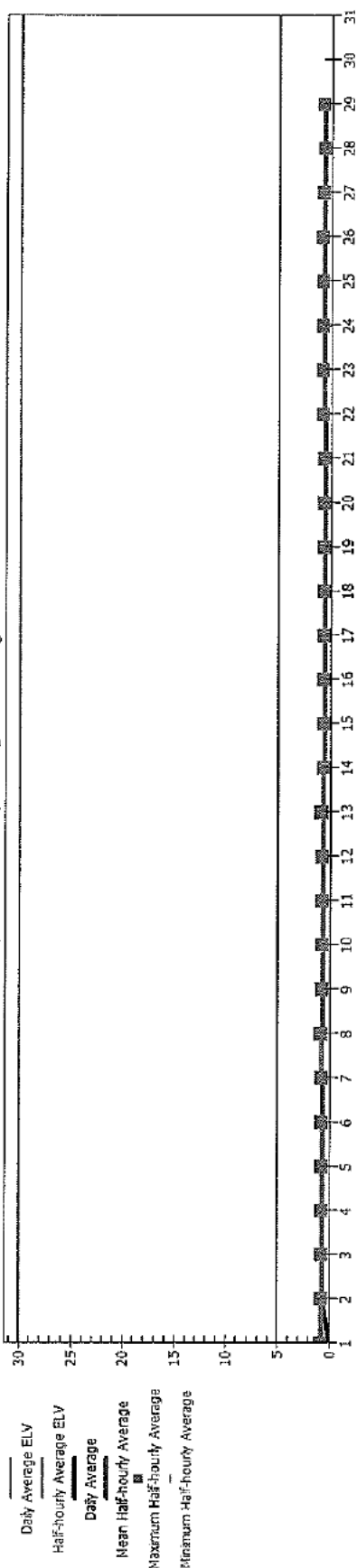
Installation: trident park cardiff

Operator : Viridor

Form Number:

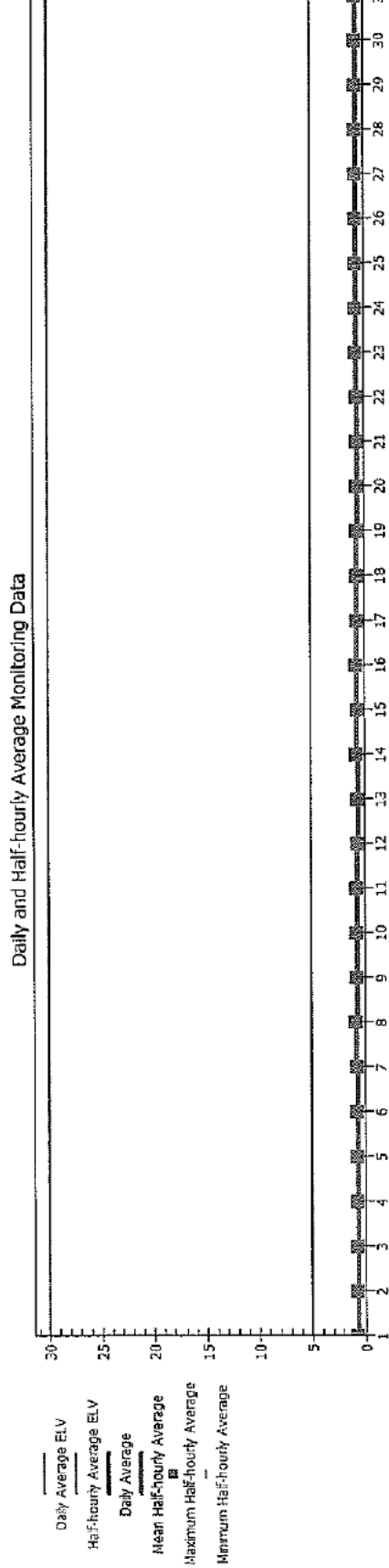
Reporting of Continuously Monitored Emissions to Air for Particulates mg/m3 at Emission Point A1 For the month of February 2024

Daily and Half-hourly Average Monitoring Data



	Monthly summary		Date																														
Half-hourly average			Half-hourly average ELV																														
	Monthly maximum	1	Maximum Half-hourly average																														
	Monthly mean	1	Mean Half-hourly average																														
	Monthly minimum	0	Minimum Half-hourly average																														
	Total invalid results	0	No of invalid results																														
	Sum of exceedances	0	No of exceedances of ELV																														
Daily average			Daily average ELV																														
	Monthly maximum	1	Daily average																														
	No of invalid days	0	Value Valid?																														
	Sum of exceedances	0	Value Exceeds ELV?																														
			1	2	3	4	5	6	7	8	9	10	11	12	13	14	15	16	17	18	19	20	21	22	23	24	25	26	27	28	29	30	31
			30	30	30	30	30	30	30	30	30	30	30	30	30	30	30	30	30	30	30	30	30	30	30	30	30	30	30	30	30	30	30
			1	1	1	1	1	1	1	1	1	1	1	1	1	1	1	1	1	1	1	1	1	1	1	1	1	1	1	1	1	1	1
			1	1	1	1	1	1	1	1	1	1	1	1	1	1	1	1	1	1	1	1	1	1	1	1	1	1	1	1	1	1	1
			1	1	1	1	1	1	1	1	1	1	1	1	1	1	1	1	1	1	1	1	1	1	1	1	1	1	1	1	1	1	1
			1	1	1	1	1	1	1	1	1	1	1	1	1	1	1	1	1	1	1	1	1	1	1	1	1	1	1	1	1	1	1
			1	1	1	1	1	1	1	1	1	1	1	1	1	1	1	1	1	1	1	1	1	1	1	1	1	1	1	1	1	1	1
			1	1	1	1	1	1	1	1	1	1	1	1	1	1	1	1	1	1	1	1	1	1	1	1	1	1	1	1	1	1	1
			1	1	1	1	1	1	1	1	1	1	1	1	1	1	1	1	1	1	1	1	1	1	1	1	1	1	1	1	1	1	1
			1	1	1	1	1	1	1	1	1	1	1	1	1	1	1	1	1	1	1	1	1	1	1	1	1	1	1	1	1	1	1
			1	1	1	1	1	1	1	1	1	1	1	1	1	1	1	1	1	1	1	1	1	1	1	1	1	1	1	1	1	1	1
			1	1	1	1	1	1	1	1	1	1	1	1	1	1	1	1	1	1	1	1	1	1	1	1	1	1	1	1	1	1	1
			1	1	1	1	1	1	1	1	1	1	1	1	1	1	1	1	1	1	1	1	1	1	1	1	1	1	1	1	1	1	1
			1	1	1	1	1	1	1	1	1	1	1	1	1	1	1	1	1	1	1	1	1	1	1	1	1	1	1	1	1	1	1
			1	1	1	1	1	1	1	1	1	1	1	1	1	1	1	1	1	1	1	1	1	1	1	1	1	1	1	1	1	1	1
			1	1	1	1	1	1	1	1	1	1	1	1	1	1	1	1	1	1	1	1	1	1	1	1	1	1	1	1	1	1	1
			1	1	1	1	1	1	1	1	1	1	1	1	1	1	1	1	1	1	1	1	1	1	1	1	1	1	1	1	1	1	1
			1	1	1	1	1	1	1	1	1	1	1	1	1	1	1	1	1	1	1	1	1	1	1	1	1	1	1	1	1	1	1
			1	1	1	1	1	1	1	1	1	1	1	1	1	1	1	1	1	1	1	1	1	1	1	1	1	1	1	1	1	1	1
			1	1	1	1	1	1	1	1	1	1	1	1	1	1	1	1	1	1	1	1	1	1	1	1	1	1	1	1	1	1	1
			1	1	1	1	1	1	1	1	1	1	1	1	1	1	1	1	1	1	1	1	1	1	1	1	1	1	1	1	1	1	1
			1	1	1	1	1	1	1	1	1	1	1	1	1	1	1	1	1	1	1	1	1	1	1	1	1	1	1	1	1	1	1
			1	1	1	1	1	1	1	1	1	1	1	1	1	1	1	1	1	1	1	1	1	1	1	1	1	1	1	1	1	1	1
			1	1	1	1	1	1	1	1	1	1	1	1	1	1	1	1	1	1	1	1	1	1	1	1	1	1	1	1	1	1	1
			1	1	1	1	1	1	1	1	1	1	1	1	1	1	1	1	1	1	1	1	1	1	1	1	1	1	1	1	1	1	1
			1	1	1	1	1	1	1	1	1	1	1	1	1	1	1	1	1	1	1	1	1	1	1	1	1	1	1	1	1	1	1
			1	1	1	1	1	1	1	1	1	1	1	1	1	1	1	1	1	1	1	1	1	1	1	1	1	1	1	1	1	1	1
			1	1	1	1	1	1	1	1	1	1	1	1	1	1	1	1	1	1	1	1	1	1	1	1	1	1	1	1	1	1	1
			1	1	1	1	1	1	1	1	1	1	1	1	1	1	1	1	1	1	1	1	1	1	1	1	1	1	1	1	1	1	1
			1	1	1	1	1	1	1	1	1	1	1	1	1	1	1	1	1	1	1	1	1	1	1	1	1	1	1	1	1	1	1
			1	1	1	1	1	1	1	1	1	1	1	1	1	1	1	1	1	1	1	1	1	1	1	1	1	1	1	1	1	1	1
			1	1	1	1	1	1	1	1	1	1	1	1	1	1	1	1	1	1	1	1	1	1	1	1	1	1	1	1	1	1	1
			1	1	1	1	1	1	1	1	1	1	1	1	1	1	1	1	1	1	1	1	1	1	1	1	1	1	1	1	1	1	1
			1	1	1	1	1	1	1	1	1	1	1	1	1	1	1	1	1	1	1	1	1	1	1	1	1	1	1	1	1	1	1
			1	1	1	1	1	1	1	1	1	1	1	1	1	1	1	1	1	1	1	1	1	1	1	1	1	1	1	1	1	1	1
			1	1	1	1	1	1	1	1	1	1	1	1	1	1	1	1	1	1	1	1	1	1	1	1	1	1	1	1	1	1	1
			1	1	1	1	1	1	1	1	1	1	1	1	1	1	1	1	1	1	1	1	1	1	1	1	1	1	1	1	1	1	1
			1	1	1	1	1	1	1	1	1	1	1	1	1	1	1	1	1	1	1	1	1	1	1	1	1	1	1	1	1	1	1
			1	1	1	1	1	1	1	1	1	1	1	1	1	1	1	1	1	1	1	1	1	1	1	1	1	1	1	1	1	1	1
			1	1	1	1	1	1	1	1	1	1	1	1	1	1	1	1	1	1	1	1	1	1	1	1	1	1	1	1	1	1	1
			1	1	1	1	1	1	1	1	1	1	1	1	1	1	1	1	1	1	1	1	1	1	1	1	1	1	1	1	1	1	1
			1	1	1	1	1	1	1	1	1	1	1	1	1	1	1	1	1	1	1	1	1	1	1	1	1	1	1	1	1	1	1
			1	1	1	1	1	1	1	1	1	1	1	1	1	1	1	1	1	1	1	1	1	1	1	1	1	1	1	1	1	1	1
			1	1	1	1	1	1	1	1	1	1	1	1	1	1	1	1	1	1	1	1	1	1	1	1	1	1					

Signed: [redacted] Date: 10/04/24
(Authorised to sign as a representative of the Operator)



	Monthly summary		Date																															
Half-hourly average			Half-hourly average ELV																															
	Monthly maximum	1	30	30	30	30	30	30	30	30	30	30	30	30	30	30	30	30	30	30	30	30	30	30	30	30	30	30	30	30	30	30		
	Monthly mean	1	1	1	1	1	1	1	1	1	1	1	1	1	1	1	1	1	1	1	1	1	1	1	1	1	1	1	1	1	1	1	1	
	Monthly minimum	0	1	1	1	1	1	1	1	1	1	1	1	1	1	1	1	1	1	1	1	1	1	1	1	1	1	1	1	1	1	1	1	
	Total Invalid results	0	0	0	0	0	0	0	0	0	0	0	0	0	0	0	0	0	0	0	0	0	0	0	0	0	0	0	0	0	0	0	0	
	Sum of exceedances	0	0	0	0	0	0	0	0	0	0	0	0	0	0	0	0	0	0	0	0	0	0	0	0	0	0	0	0	0	0	0	0	0
Daily average			Daily average ELV																															
	Monthly maximum	1	1	1	1	1	1	1	1	1	1	1	1	1	1	1	1	1	1	1	1	1	1	1	1	1	1	1	1	1	1	1	1	
	No of invalid days	0	Y	Y	Y	Y	Y	Y	Y	Y	Y	Y	Y	Y	Y	Y	Y	Y	Y	Y	Y	Y	Y	Y	Y	Y	Y	Y	Y	Y	Y	Y	Y	
	Sum of exceedances	0	N	N	N	N	N	N	N	N	N	N	N	N	N	N	N	N	N	N	N	N	N	N	N	N	N	N	N	N	N	N	N	N

Signed.....

Date: 10/04/24

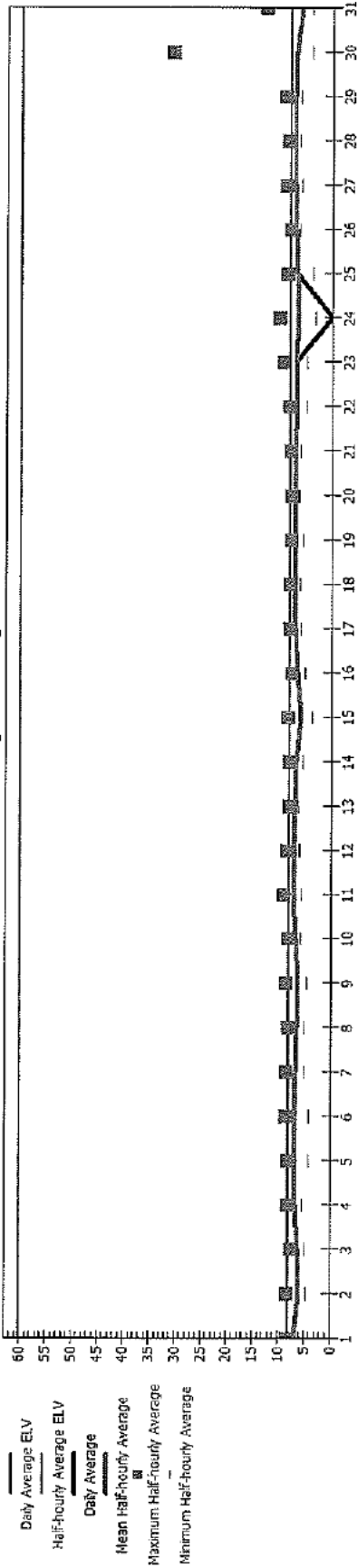
(Authorised to sign as a representative of the Operator)

Permit Reference Number : LP3030XA
Installation: trident park cardiff

Operator : Viridor
Form Number:

Reporting of Continuously Monitored Emissions to Air for HCl mg/m3 at Emission Point A2 For the month of January 2024

Daily and Half-hourly Average Monitoring Data



Monthly summary		Date																																	
Half-hourly average	Monthly maximum	31	60	60	60	60	60	60	60	60	60	60	60	60	60	60	60	60	60	60	60	60	60	60	60	60	60	60	60	60	60	60	60	60	
	Monthly mean	7	8	8	8	8	8	8	8	8	8	8	8	8	8	8	8	8	8	8	8	8	8	8	8	8	8	8	8	8	8	8	8	8	8
	Monthly minimum	3	6	7	7	7	7	7	7	7	7	7	7	7	7	7	7	7	7	7	7	7	7	7	7	7	7	7	7	7	7	7	7	7	7
	Total Invalid results	0	0	0	0	0	0	0	0	0	0	0	0	0	0	0	0	0	0	0	0	0	0	0	0	0	0	0	0	0	0	0	0	0	0
	Sum of exceedances	0	0	0	0	0	0	0	0	0	0	0	0	0	0	0	0	0	0	0	0	0	0	0	0	0	0	0	0	0	0	0	0	0	0
Daily average			8	8	8	8	8	8	8	8	8	8	8	8	8	8	8	8	8	8	8	8	8	8	8	8	8	8	8	8	8	8	8	8	8
	Monthly maximum	7	6	6	7	7	7	6	7	7	7	7	7	7	7	7	7	7	7	7	7	7	7	7	7	7	7	7	7	7	7	7	7	7	7
	No of Invalid days	0	Y	Y	Y	Y	Y	Y	Y	Y	Y	Y	Y	Y	Y	Y	Y	Y	Y	Y	Y	Y	Y	Y	Y	Y	Y	Y	Y	Y	Y	Y	Y	Y	Y
	Sum of exceedances	0	N	N	N	N	N	N	N	N	N	N	N	N	N	N	N	N	N	N	N	N	N	N	N	N	N	N	N	N	N	N	N	N	N

Signed: [Signature] Date: 10/4/24
(Authorised to sign as a representative of the Operator)

Permit Reference Number : LP3030XA

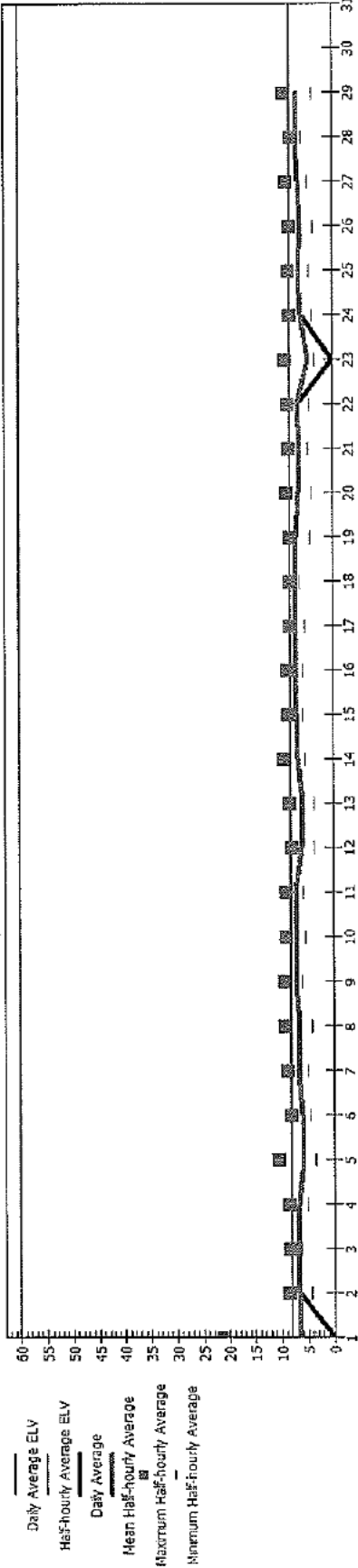
Installation: trident park cardiff

Operator : Viridor

Form Number:

Reporting of Continuously Monitored Emissions to Air for HCl mg/m3 at Emission Point A2 For the month of February 2024

Daily and Half-hourly Average Monitoring Data



	Monthly summary		Date																														
Half-hourly average	Half-hourly average ELV																																
	Monthly maximum	21																															
	Monthly mean	7																															
	Monthly minimum	3																															
	Total Invalid results	0																															
	Sum of exceedances	0																															
	Daily average ELV																																
	Monthly maximum	7																															
	No of invalid days	0																															
	Sum of exceedances	0																															

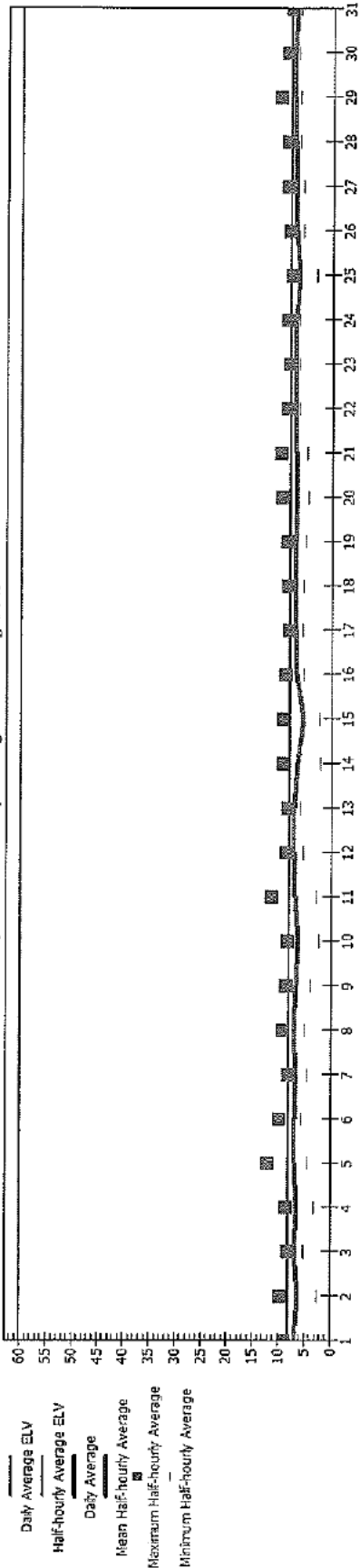
Signed: [Redacted] Date: 10/14/24 (Authorised to sign as a representative of the Operator)

Permit Reference Number : LP3030XA
Installation: trident park cardiff

Operator : Viridor
Form Number:

Reporting of Continuously Monitored Emissions to Air for HCl mg/m3 at Emission Point A2 For the month of March 2024

Daily and Half-hourly Average Monitoring Data



	Monthly summary		Date																														
Half-hourly average	Monthly maximum	12																															
	Monthly mean	7																															
	Monthly minimum	2																															
	Total Invalid results	0																															
	Sum of exceedances	0																															
Daily average	Monthly maximum	7																															
	No of invalid days	0																															
	Sum of exceedances	0																															

Signed.....
(Authorised to sign as a representative of the Operator)

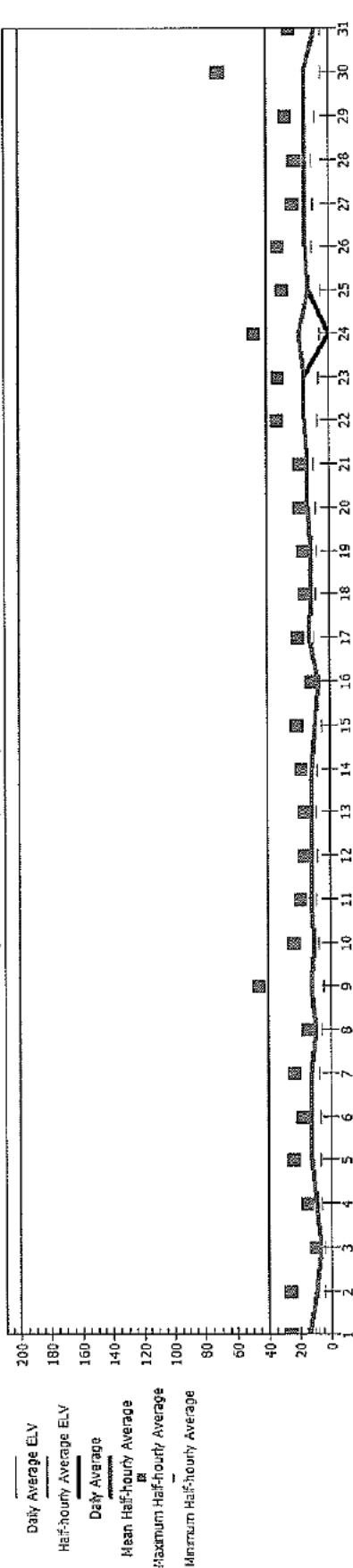
Date: 10/4/24

Permit Reference Number : LP3030XA
Installation: trident park cardiff

Operator : Viridor
Form Number:

Reporting of Continuously Monitored Emissions to Air for SO2 mg/m3 at Emission Point A2 For the month of January 2024

Daily and Half-hourly Average Monitoring Data



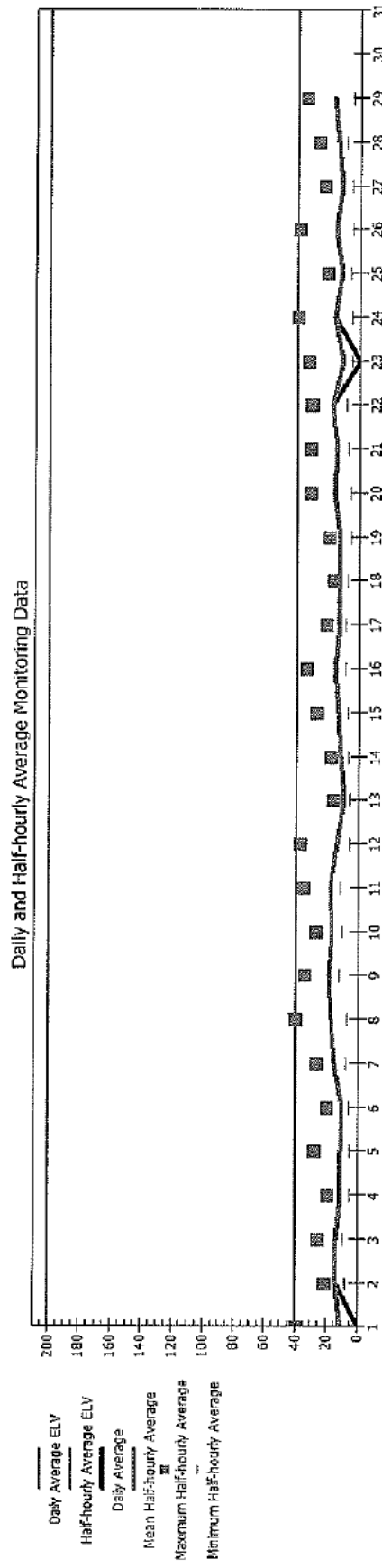
Monthly summary		Date																															
Half-hourly average	Half-hourly average ELV	200 200 200 200 200 200 200 200 200 200 200 200 200 200 200 200 200 200 200 200 200 200 200 200 200 200 200 200 200 200 200 200 200 200 200 200 200 200 200 200 200 200 200 200 200 200 200 200 200 200 200 200 200 200 200 200 200 200 200 200 200 200 200 200 200 200 200 200 200 200 200 200 200 200 200 200 200 200 200 200 200 200 200 200 200 200 200 200 200 200 200 200 200 200 200 200 200 200 200 200 200 200 200 200 200 200 200 200 200 200 200 200 200 200 200 200 200 200 200 200 200 200 200 200 200 200 200 200 200 200 200 200 200 200 200 200 200 200 200 200 200 200 200 200 200 200 200 200 200 200 200 200 200 200 200 200 200 200 200 200 200 200 200 200 200 200 200 200 200 200 200 200 200 200 200 200 200 200 200 200 200 200 200 200 200 200 200 200 200 200 200 200 200 200 200 200 200 200 200 200 200 200 200 200 200 200 200 200 200 200 200 200 200 200 200 200 200 200 200 200 200 200 200 200 200 200 200 200 200 200 200 200 200 200 200 200 200 200 200 200 200 200 200 200 200 200 200 200 200 200 200 200 200 200 200 200 200 200 200 200 200 200 200 200 200 200 200 200 200 200 200 200 200 200 200 200 200 200 200 200 200 200 200 200 200 200 200 200 200 200 200 200 200 200 200 200 200 200 200 200 200 200 200 200 200 200 200 200 200 200 200 200 200 200 200 200 200 200 200 200 200 200 200 200 200 200 200 200 200 200 200 200 200 200 200 200 200 200 200 200 200 200 200 200 200 200 200 200 200 200 200 200 200 200 200 200 200 200 200 200 200 200 200 200 200 200 200 200 200 200 200 200 200 200 200 200 200 200 200 200 200 200 200 200 200 200 200 200 200 200 200 200 200 200 200 200 200 200 200 200 200 200 200 200 200 200 200 200 200 200 200 200 200 200 200 200 200 200 200 200 200 200 200 200 200 200 200 200 200 200 200 200 200 200 200 200 200 200 200 200 200 200 200 200 200 200 200 200 200 200 200 200 200 200 200 200 200 200 200 200 200 200 200 200 200 200 200 200 200 200 200 200 200 200 200 200 200 200 200 200 200 200 200 200 200 200 200 200 200 200 200 200 200 200 200 200 200 200 200 200 200 200 200 200 200 200 200 200 200 200 200 200 200 200 200 200 200 200 200 200 200 200 200 200 200 200 200 200 200 200 200 200 200 200 200 200 200 200 200 200 200 200 200 200 200 200 200 200 200 200 200 200 200 200 200 200 200 200 200 200 200 200 200 200 200 200 200 200 200 200 200 200 200 200 200 200 200 200 200 200 200 200 200 200 200 200 200 200 200 200 200 200 200 200 200 200 200 200 200 200 200 200 200 200 200 200 200 200 200 200 200 200 200 200 200 200 200 200 200 200 200 200 200 200 200 200 200 200 200 200 200 200 200 200 200 200 200 200 200 200 200 200 200 200 200 200 200 200 200 200 200 200 200 200 200 200 200 200 200 200 200 200 200 200 200 200 200 200 200 200 200 200 200 200 200 200 200 200 200 200 200 200 200 200 200 200 200 200 200 200 200 200 200 200 200 200 200 200 200 200 200 200 200 200 200 200 200 200 200 200 200 200 200 200 200 200 200 200 200 200 200 200 200 200 200 200 200 200 200 200 200 200 200 200 200 200 200 200 200 200 200 200 200 200 200 200 200 200 200 200 200 200 200 200 200 200 200 200 200 200 200 200 200 200 200 200 200 200 200 200 200 200 200 200 200 200 200 200 200 200 200 200 200 200 200 200 200 200 200 200 200 200 200 200 200 200 200 200 200 200 200 200 200 200 200 200 200 200 200 200 200 200 200 200 200 200 200 200 200 200 200 200 200 200 200 200 200 200 200 200 200 200 200 200 200 200 200 200 200 200 200 200 200 200 200 200 200 200 200 200 200 200 200 200 200 200 200 200 200 200 200 200 200 200 200 200 200 200 200 200 200 200 200 200 200 200 200 200 200 200 200 200 200 200 200 200 200 200 200 200 200 200 200 200 200 200 200 200 200 200 200 200 200 200 200 200 200 200 200 200 200 200 200 200 200 200 200 200 200 200 200 200 200 200 200 200 200 200 200 200 200 200 200 200 200 200 200 200 200 200 200 200 200 200 200 200 200 200 200 200 200 200 200 200 200 200 200 200 200 200 200 200 200 200 200 200 200 200 200 200 200 200 200 200 200 200 200 200 200 200 200 200 200 200 200 200 200 200 200 200 200 200 200 200 200 200 200 200 200 200 200 200 200 200 200 200 200 200 200 200 200 200 200 200 200 200 200 200 200 200 200 200 200 200 200 200 200 200 200 200 200 200 200 200 200 200 200 200 200 200 200 200 200 200 200 200 200 200 200 200 200 200 200 200 200 200 200 200 200 200 200 200 200 200 200 200 200 200 200 200 200 200 200 200 200 200 200 200 200 200 200 200 200 200 200 200 200 200 200 200 200 200 200 200 200 200 200 200 200 200 200 200 200 200 200 200 200 200 200 200 200 200 200 200 200 200 200 200 200 200 200 200 200 200 200 200 200 200 200 200 200 200 200 200 200 200 200 200 200 200 200 200 200 200 200 200 200 200 200 200 200 200 200 200 200 200 200 200 200 200 200 200 200 200 200 200 200 200 200 200 200 200 200 200 200 200 200 200 200 200 200 200 200 200 200 200 200 200 200 200 200 200 200 200 200 200 200 200 200 200 200 200 200 200 200 200 200 200 200 200 200 200 200 200 200 200 200 200 200 200 200 200 200 200 200 200 200 200 200 200 200 200 200 200 200 200 200 200 200 200 200 200 200 200 200 200 200 200 200 200 200 200 200 200 200 200 200 200 200 200 200 200 200 200 200 200 200 200 200 200 200 200 200 200 200 200 200 200 200 200 200 200 200 200 200 200 200 200 200 200 200 200 200 200 200 200 200 200 200 200 200 200 200 200 200 200 200 200 200 200 200 200 200 200 200 200 200 200 200 200 200 200 200 200 200 200 200 200 200 200 200 200 200 200 200 200 200 200 200 200 200 200 200 200 200 200 200 200 200 200 200 200 200 200 200 200 200 200 200 200 200 200 200 200 200 200 200 200 200 200 200 200 200 200 200 200 200 200 200 200 200 200 200 200 200 200 200 200 200 200 200 200 200 200 200 200 200 200 200 200 200 200 200 200 200 200 200 200 200 200 200 200 200 200 200 200 200 200 200 200 200 200 200 200 200 200 200 200 200 200 200 200 200 200 200 200 200 200 200 200 200 200 200 200 200 200 200 200 200 200 200 200 200 200 200 200 200 200 200 200 200 200 200 200 200 200 200 200 200 200 200 200 200 200 200 200 200 200 200 200 200 200 200 200 200 200 200 200 200 200 200 200 200 200 200 200 200 200 200 200 200 200 200 200 200 200 200 200 200 200 200 200 200 200 200 200 200 200 200 200 200 200 200 200 200 200 200 200 200 200 200 200 200 200 200 200 200 200 200 200 200 200 200 200 200 200 200 200 200 200 200 200 200 200 200 200 200 200 200 200 200 200 200 200 200 200 200 200 200 200 200 200 200 200 200 200 200 200 200 200 200 200 200 200 200 200 200 200 200 200 200 200 200 200 200 200 200 200 200 200 200 200 200 200 200 200 200 200 200 200 200 200 200 200 200 200 200 200 200 200 200 200 200 200 200 200 200 200 200 200 200 200 200 200 200 200 200 200 200 200 200 200 200 200 200 200 200 200 200 200 200 200 200 200 200 200 200 200 200 200 200 200 200 200 200 200 200 200 200 200 200 200 200 200 200 200 200 200 200 200 200 200 200 200 200 200 200 200 200 200 200 200 200 200 200 200 200 200 200 200 200 200 200 200 200 200 200 200 200 200 200 200 200 200 200 200 200 200 200 200 200 200 200 200 200 200 200 200 200 200 200 200 200 200 200 200 200 200 200 200 200 200 200 200 200 200 200 200 200 200 200 200 200 200 200 200 200 200 200 200 200 200 200 200 200 200 200 200 200 200 200 200 200 200 200 200 200 200 200 200 200 200 200 200 200 200 200 200 200 200 200 200 200 200 200 200 200 200 200 200 200 200 200 200 200 200 200 200 200 200 200 200 200 200 200 200 200 200 200 200 200 200 200 200 200 200 200 200 200 200 200 200 200 200 200 200 200 200 200 200 200 200 200 200 200 200 200 200 200 200 200 200 200 200 200 200 200 200 200 200 200 200 200 200 200 200 200 200 200 200 200 200 200 200 200 200 200 200 200 200 200 200 200 200 200 200 200 200 200 200 200 200 200 200 200 200 200 200 200 200 200 200 200 200 200 200 200 200 200 200 200 200 200 200 200 200 200 200 200 200 200 200 200 200 200 200 200 200 200 200 200 200 200 200 200 200 200 200 200 200 200 200 200 200 200 200 200 200 200 200 200 200 200 200 200 200 200 200 200 200 200 200 200 200 200 200 200 200 200 200 200 200 200 200 200 200 200 200 200 200 200 200 200 200 200 200 200 200 200 200 200 200 200 200 200 200 200 200 200 200 200 200 200 200 200 200 200 200 200 200 200 200 200 200 200 200 200 200 200 200 200 200 200 200 200 200 200 200 200 200 200 200 200 200 200 200 200 200 200 200 200 200 200 200 200 200 200 200 200 200 200 200 200 200 200 200 200 200 200 200 200 200 200 200 200 200 200 200 200 200 200 200 200 200 200 200 200 200 200 200 200 200 200 200 200 200 200 200 200 200 200 200 200 200 200 200 200 200 200 200 200 200 200 200 200 200 200 200 200 200 200 200 200 200 200 200 200 200 200 200 200 200 200 200 200 200 200 200 200 200 200 200 200 200 200 200 200 200 200 200 200 200 200 200 200 200 200 200 200 200 200 200 200 200 200 200 200 200 200 200 200 200 200 200 200 200 200 200 200 200 200 200 200 200 200 200 200 200 200 200 200 200 200 200 200 200 200 200 200 200 200 200 200 200 200 200 200 200 200 200 200 200 200 200 200 200 200 200 200 200 200 200 200 200 200 200 200 200 200 200 200 200 200 200 200 200 200 200 200 200 200 200 200 200 200 200 200 200 200 200 200 200 200 200 200 200 200 200 200 200 200 200 200 200 200 200 200 200 200 200 200 200 200 200 200 200 200 200 200 200 200 200 200 200 200 200 200 200 200 200 200 200 200 200 200 200 200 200 200 200 200 200 200 200 200 200 200 200 200 200 200 200 200 200 200 200 200 200 200 200 200 200 200 200 200 200 200 200 200 200 200 200 200 200 200 200 200 200 200 200 200 200 200 200 200 200 200 200 200 200 200 200 200 200 200 200 200 200 200 200 200 200 200 200 200 200 200 200 200 200 200 200 200 200 200 200 200 200 200 200 200 200 200 200 200 200 200 200 200 200 200 200 200 200 200 200 200 200 200 200 200 200 200 200 200 200 200 200 200 200 200 200 200 200 200 200 200 200 200 200 200 200 200 200 200 200 200 200 200 200 200 200 200 200 200 200 200 200 200 200 200 200 200 200 200 200 200 200 200 200 200 200 200 200 200 200 200 200 200 200 200 200 200 200 200 200 200 200 200 200 200 200 200 200 200 200 200 200 200 200 200 200 200 200 200 200 200 200 200 200 200 200 200 200 200 200 200 200 200 200 200 200 200 200 200 200 200 200 200 200 200 200 200 200 200 200 200 200 200 200 200 200 200 200 200 200 200 200 200 200 200 200 200 200 200 200 200 200 200 200 200 200 200 200 200 200 200 200 200 200 200 200 200 200 200 200 200 200 200 200 200 200 200 200 200 200 200 200 200 200 200 200 200 200 200 200 200 200 200 200 200 200 200 200 200 200 200 200 200 200 200 200 200 200 200 200 200 200 200 200 200 200 200 200 200 200 200 200 200 200 200 200 200 200 200 200 200 200 200 200 200 200 200 200 200 200 200 200 200 200 200 200 200 200 200 200 200 200 200 200 200 200 200 200 200 200 200 200 200 200 200 200 200 200 200 200 200 200 200 200 200 200 200 200 200 200 200 200 200 200 200 200 200 200 200 200 200 200 200 200 200 200 200 200 200 200 200 200 200 200 200 200 200 200 200 200 200 200 200 200 200 200 200 200 200 200 200 200 200 200 200 200 200 200 200 200 200 200 200 200 200 200 200 200 200 200 200 200 200 200 200 200 200 200 200 200 200 200 200 200 200 200 200 200 200 200 200 200 200 200 200 200 200 200 200 200 200 200 200 200 200 200 200 200 200 200 200 200 200 200 200 200 200 200 200 200 200 200 200 200 200 200 200 200 200 200 200 200 200 200 200 200 200 200 200 200 200 200 200 200 200 200 200 200 200 200 200 200 200 200 200 200 200 200 200 200 200 200 200 200 200 200 200 200 200 200 200 200 200 200 200 200 200 200 200 200 200 200 200 200 200 200 200 200 200 200 200 200 200 200 200 200 200 200 200 200 200 200 200 200 200 200 200 200 200 200 200 200 200 200 200 200 200 200 200 200 200 200 200 200 200 200 200 200 200 200 200 200 200 200 200 200 200 200 200 200 200 200 200 200 200 200 200 200 200 200 200 200 200 200 200 200 200 200 200 200 200 200 200 200 200 200 200 200 200 200 200 200 200 200 200 200 200 200 200 200 200 200 200 200 200 200 200 200 200 200 200 200 200 200 200 200 200 200 200 200 200 200 200 200 200 200 200 200 200 200 200 200 200 200 200 200 200 200 200 200 200 200 200 200 200 200 200 200 200 200 200 200 200 200 200 200 200 200 200 200 200 200 200 200 200 200 200 200 200 200 200 200 200 200 200 200 200 200 200 200 200 200 200 200 200 200 200 200 200 200 200 200 200 200 200 200 200 200 200 200 200 200 200 200 200 200 200 200 200 200 200 200 200 200 200 200 200 200 200 200 200 200 200 200 200 200 200 200 200 200 200 200 200 200 200 200 200 200 200 200 200 200 200 200 200 200 200 200 200 200 200 200 200 200 200 200																															

Signed..... Date 10/4/24
(Authorised to sign as a representative of the Operator)

Operator : Viridor

Form Number:

Reporting of Continuously Monitored Emissions to Air for SO₂ mg/m³ at Emission Point A2 For the month of February 2024

[illegible]

Signed.....
(Authorised to sign as a representative of the Operator)

Date..... 10/4/2014

P permit Reference Number : LP3030XA

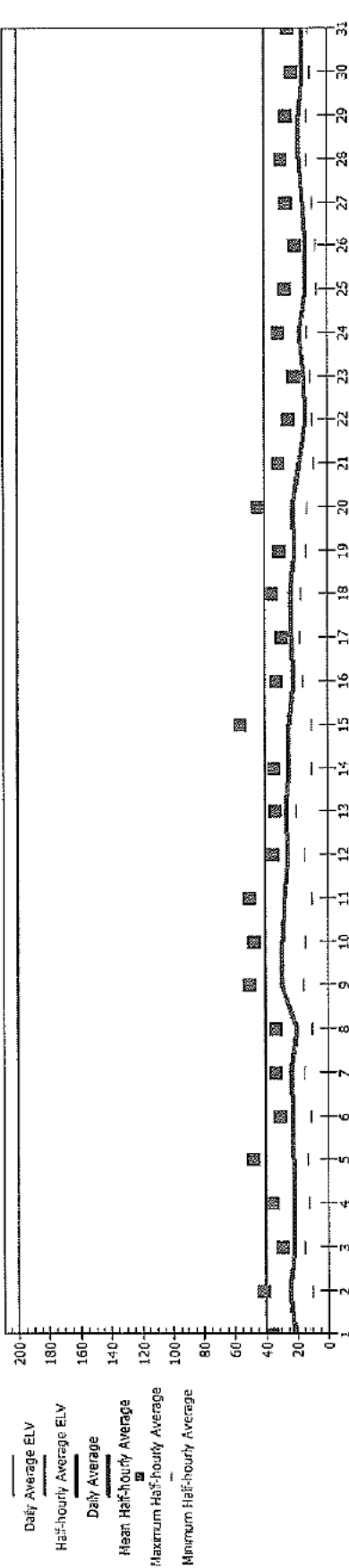
Installation: trident park cardiff

Operator : Viridor

Form Number:

Reporting of Continuously Monitored Emissions to Air for SO2 mg/m3 at Emission Point A2 For the month of March 2024

Daily and Half-hourly Average Monitoring Data



Monthly summary		Date																																
Half-hourly average		Half-hourly average ELV																																
	Monthly maximum	56																																
	Monthly mean	21																																
	Monthly minimum	6																																
	Total Invalid results	0																																
Daily average	Sum of exceedances	0	No of exceedances of ELV																															
			Daily average ELV																															
	Monthly maximum	29	Daily average																															
	No of Invalid days	0	Value Valid?																															
	Sum of exceedances	0	Value Exceeds ELV?																															

Signed: [Redacted] (Authorised to sign as a representative of the Operator)


Date: 10/04/24

Permit Reference Number : LP3030XA
Installation: trident park cardiff

Operator : Viridor
Form Number:

Reporting of Continuously Monitored Emissions to Air for NOx mg/m3 at Emission Point A2 For the month of January 2024

Daily and Half-hourly Average Monitoring Data



	Monthly summary		Date																														
			1	2	3	4	5	6	7	8	9	10	11	12	13	14	15	16	17	18	19	20	21	22	23	24	25	26	27	28	29	30	31
Half-hourly average			Half-hourly average ELV																														
	Monthly maximum	233	184	191	188	210	218	202	201	209	233	211	205	201	177	182	211	224	215	203	199	165	197	181	182	218	187	185	179	186	190	180	190
	Monthly mean	171	170	170	170	172	171	174	171	172	172	173	167	172	170	171	172	176	174	173	173	172	172	170	170	174	169	170	170	171	171	169	168
	Monthly minimum	104	158	157	150	157	123	159	153	160	104	150	153	152	161	159	139	157	150	153	153	163	160	147	152	127	117	154	161	160	153	151	142
	Total Invalid results	0	0	0	0	0	0	0	0	0	0	0	0	0	0	0	0	0	0	0	0	0	0	0	0	0	0	0	0	0	0	0	0
Daily average			No of exceedances of ELV																														
			0	0	0	0	0	0	0	0	0	0	0	0	0	0	0	0	0	0	0	0	0	0	0	0	0	0	0	0	0	0	0
	Monthly maximum	176	180	180	180	180	180	180	180	180	180	180	180	180	180	180	180	180	180	180	180	180	180	180	180	180	180	180	180	180	180	180	180
	No of invalid days	0	Y	Y	Y	Y	Y	Y	Y	Y	Y	Y	Y	Y	Y	Y	Y	Y	Y	Y	Y	Y	Y	Y	Y	Y	Y	Y	Y	Y	Y	Y	
	Sum of exceedances	0	N	N	N	N	N	N	N	N	N	N	N	N	N	N	N	N	N	N	N	N	N	N	N	N	N	N	N	N	N	N	N

Signed: [Redacted] Date: 10/4/24

(Authorised to sign as a representative of the Operator)

Permit Reference Number : LP3030XA

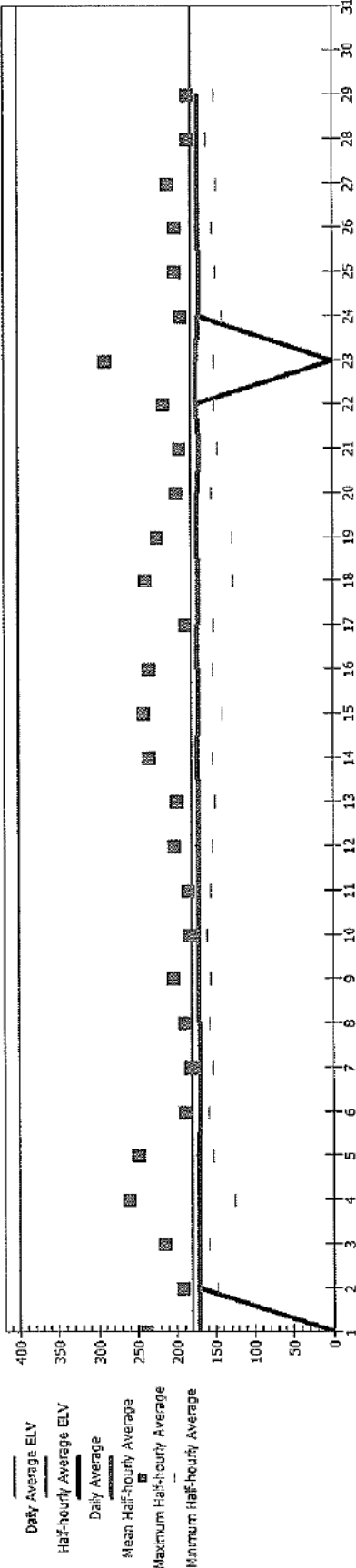
Installation: trident park cardiff

Operator : Viridor

Form Number:

Reporting of Continuously Monitored Emissions to Air for NOx mg/m3 at Emission Point A2 For the month of February 2024

Daily and Half-hourly Average Monitoring Data



	Monthly summary		Date																															
Half-hourly average			Half-hourly average ELV																															
	Monthly maximum	289	Maximum Half-hourly average																															
	Monthly mean	171	Mean Half-hourly average																															
	Monthly minimum	126	Minimum Half-hourly average																															
	Total Invalid results	0	No of Invalid results																															
	Sum of exceedances	0	No of exceedances of ELV																															
			Daily average ELV																															
	Monthly maximum	173	Daily average																															
	No of invalid days	0	Value Valid?																															
	Sum of exceedances	0	Value Exceeds ELV?																															

Signed.....

(Authorised to sign as a representative of the Operator)


Date: 10/04/24

Permit Reference Number : LP3030XA
Installation: trident park cardiff

Operator : Vindor
Form Number:

Reporting of Continuously Monitored Emissions to Air for NOx mg/m3 at Emission Point A2 For the month of March 2024

Daily and Half-hourly Average Monitoring Data



	Monthly summary		Date																															
Half-hourly average			Half-hourly average ELV																															
	Monthly maximum	258	187	210	219	228	221	198	194	212	205	239	201	187	182	212	202	197	201	191	258	220	186	191	184	184	200	202	193	197	191	182	185	
	Monthly mean	172	171	175	174	173	176	173	171	175	174	172	171	169	170	171	170	170	173	171	173	171	171	170	171	172	170	173	173	171	171	169	171	
	Monthly minimum	136	157	152	142	160	159	155	160	159	145	151	140	158	154	156	136	151	157	137	136	141	155	153	158	148	151	163	146	158	161	153	153	
	Total Invalid results	0	0	0	0	0	0	0	0	0	0	0	0	0	0	0	0	0	0	0	0	0	0	0	0	0	0	0	0	0	0	0	0	
Daily average			No of exceedances of ELV																															
	Monthly maximum	176	180	180	180	180	180	180	180	180	180	180	180	180	180	180	180	180	180	180	180	180	180	180	180	180	180	180	180	180	180	180	180	
	No of invalid days	0	Y	Y	Y	Y	Y	Y	Y	Y	Y	Y	Y	Y	Y	Y	Y	Y	Y	Y	Y	Y	Y	Y	Y	Y	Y	Y	Y	Y	Y	Y	Y	
	Value Exceeds ELV?	0	N	N	N	N	N	N	N	N	N	N	N	N	N	N	N	N	N	N	N	N	N	N	N	N	N	N	N	N	N	N	N	N

Signed: [Redacted] Date: 10/4/24
(Authorised to sign as a representative of the Operator)

Permit Reference Number : LP3030XA


Installation: trident park cardiff

Operator : Viridor

Form Number:

Reporting of Continuously Monitored Emissions to Air for VOC mg/m3 at Emission Point A2 For the month of January 2024

Daily and Half-hourly Average Monitoring Data



	Monthly summary		Date																														
			1	2	3	4	5	6	7	8	9	10	11	12	13	14	15	16	17	18	19	20	21	22	23	24	25	26	27	28	29	30	31
Half-hourly average	Half-hourly average ELV		20	20	20	20	20	20	20	20	20	20	20	20	20	20	20	20	20	20	20	20	20	20	20	20	20	20	20	20	20	20	20
	Monthly maximum	5	1	1	3	0	1	0	1	0	1	0	0	0	0	0	0	0	0	1	0	0	0	2	0	5	0	1	0	0	1	2	0
	Monthly mean	0	0	0	0	0	0	0	0	0	0	0	0	0	0	0	0	0	0	0	0	0	0	0	0	0	0	0	0	0	0	0	
	Monthly minimum	0	0	0	0	0	0	0	0	0	0	0	0	0	0	0	0	0	0	0	0	0	0	0	0	0	0	0	0	0	0	0	0
	Total Invalid results	0	0	0	0	0	0	0	0	0	0	0	0	0	0	0	0	0	0	0	0	0	0	0	0	0	0	0	0	0	0	0	0
	Sum of exceedances		0	0	0	0	0	0	0	0	0	0	0	0	0	0	0	0	0	0	0	0	0	0	0	0	0	0	0	0	0	0	0
	Daily average ELV		10	10	10	10	10	10	10	10	10	10	10	10	10	10	10	10	10	10	10	10	10	10	10	10	10	10	10	10	10	10	10
	Monthly maximum	0	0	0	0	0	0	0	0	0	0	0	0	0	0	0	0	0	0	0	0	0	0	0	0	N/A	0	0	0	0	0	0	0
	No of invalid days	0	Y	Y	Y	Y	Y	Y	Y	Y	Y	Y	Y	Y	Y	Y	Y	Y	Y	Y	Y	Y	Y	Y	Y	Y	Y	Y	Y	Y	Y	Y	
	Sum of exceedances		0	N	N	N	N	N	N	N	N	N	N	N	N	N	N	N	N	N	N	N	N	N	N	N	N	N	N	N	N	N	N

Signed..... Date 10/01/24

(Authorised to sign as a representative of the Operator)

Permit Reference Number : LP3030XA

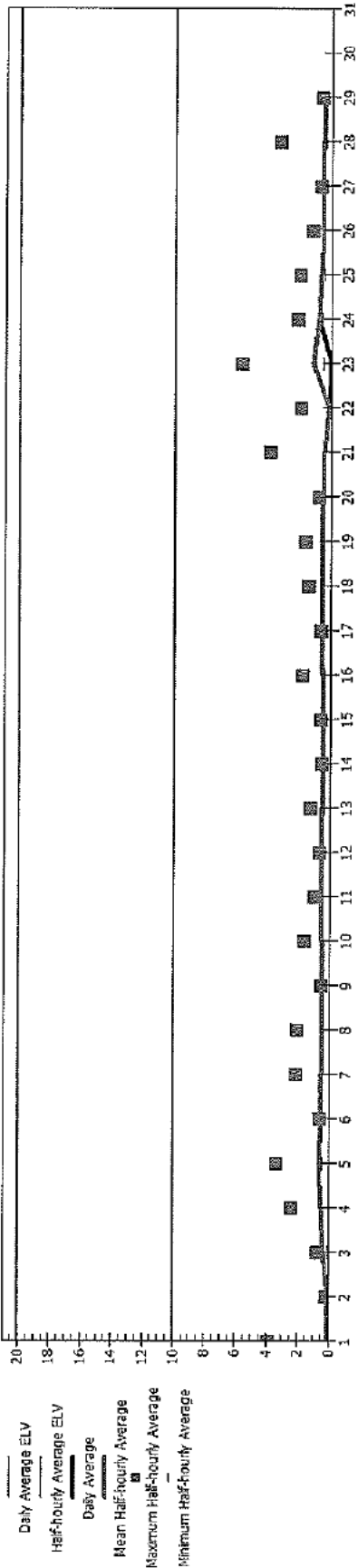
Installation: trident park cardiff

Operator : Viridor

Form Number:

Reporting of Continuously Monitored Emissions to Air for VOC mg/m3 at Emission Point A2 For the month of February 2024

Daily and Half-hourly Average Monitoring Data



	Monthly summary		Date																														
Half-hourly average	Monthly maximum	6	Half-hourly average ELV																														
	Monthly mean	0	Maximum Half-hourly average																														
	Monthly minimum	0	Mean Half-hourly average																														
	Total Invalid results	0	Minimum Half-hourly average																														
	Sum of exceedances	0	No of Invalid results																														
Daily average	Monthly maximum	1	No of exceedances of ELV																														
	No of invalid days	0	Daily average ELV																														
	Sum of exceedances	0	Daily average																														
			Value Valid?																														
			Value Exceeds ELV?																														

Signed.....

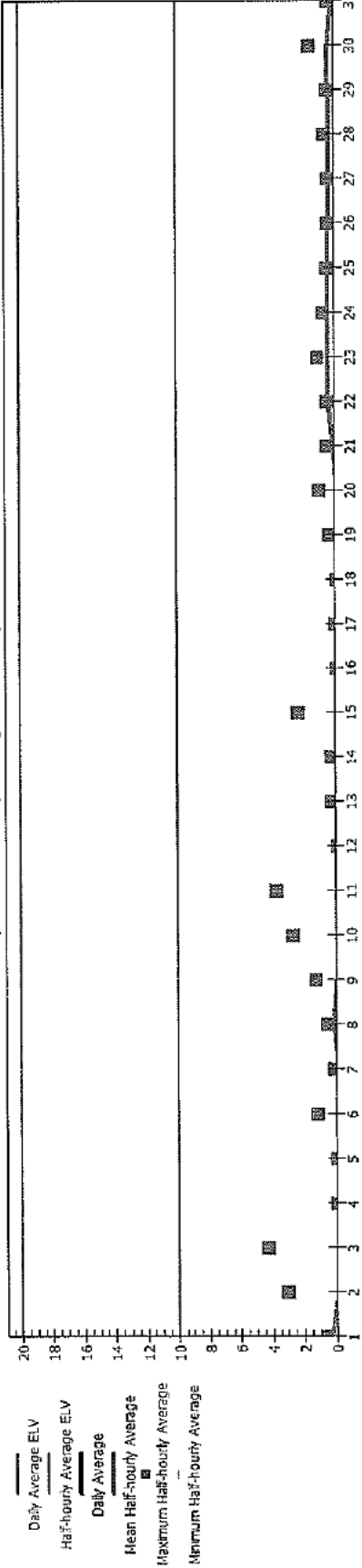
(Authorised to sign as a representative of the Operator)

Date: 10/4/24

Permit Reference Number : LP3030XA
Installation: trident park cardiff

Operator : Viridor
Form Number:
Reporting of Continuously Monitored Emissions to Air for VOC mg/m3 at Emission Point A2 For the month of March 2024

Daily and Half-hourly Average Monitoring Data



	Monthly summary		Date																															
			Half-hourly average ELV																															
Half-hourly average	Monthly maximum	4	1	3	4	0	0	1	0	0	1	3	4	0	0	2	0	0	0	0	1	0	0	1	0	0	0	1	0	0	0	1	0	
	Monthly mean	0	0	0	0	0	0	0	0	0	0	0	0	0	0	0	0	0	0	0	0	0	0	0	0	0	0	0	0	0	0	0	0	
	Monthly minimum	0	0	0	0	0	0	0	0	0	0	0	0	0	0	0	0	0	0	0	0	0	0	0	0	0	0	0	0	0	0	0	0	
	Total Invalid results	0	0	0	0	0	0	0	0	0	0	0	0	0	0	0	0	0	0	0	0	0	0	0	0	0	0	0	0	0	0	0	0	
	Sum of exceedances	0	0	0	0	0	0	0	0	0	0	0	0	0	0	0	0	0	0	0	0	0	0	0	0	0	0	0	0	0	0	0	0	
Daily average			10	10	10	10	10	10	10	10	10	10	10	10	10	10	10	10	10	10	10	10	10	10	10	10	10	10	10	10	10	10	10	
	Monthly maximum	0	0	0	0	0	0	0	0	0	0	0	0	0	0	0	0	0	0	0	0	0	0	0	0	0	0	0	0	0	0	0	0	
	No of invalid days	0	Y	Y	Y	Y	Y	Y	Y	Y	Y	Y	Y	Y	Y	Y	Y	Y	Y	Y	Y	Y	Y	Y	Y	Y	Y	Y	Y	Y	Y	Y	Y	
	Value Valid?		N	N	N	N	N	N	N	N	N	N	N	N	N	N	N	N	N	N	N	N	N	N	N	N	N	N	N	N	N	N	N	N
	Sum of exceedances	0																																

Signed.....
(Authorised to sign as a representative of the Operator)
Date.....10/4/24

Permit Reference Number : LP3030XA

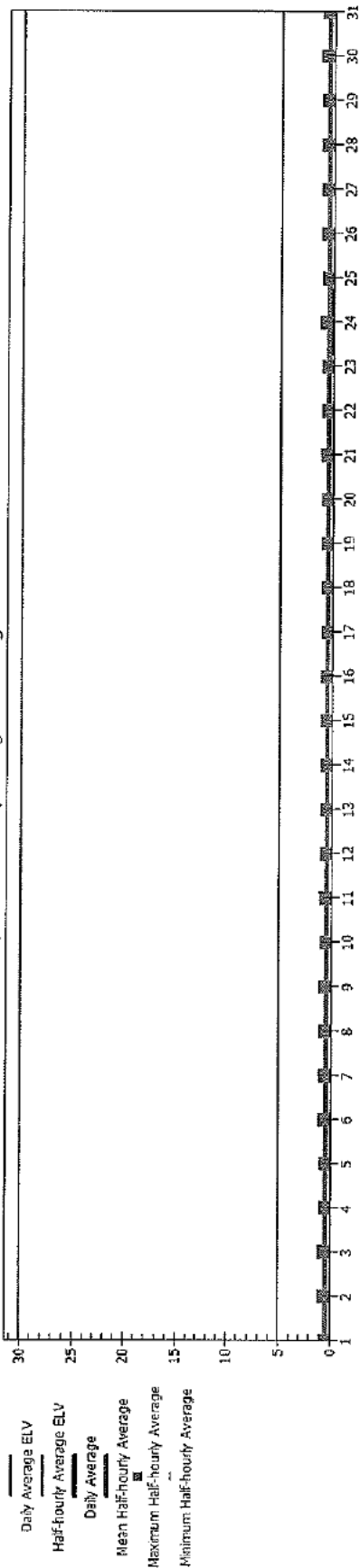
Installation: trident park cardiff

Operator : Viridor

Form Number:

Reporting of Continuously Monitored Emissions to Air for Particulates mg/m3 at Emission Point A2 For the month of January 2024

Daily and Half-hourly Average Monitoring Data



Monthly summary		Date	1	2	3	4	5	6	7	8	9	10	11	12	13	14	15	16	17	18	19	20	21	22	23	24	25	26	27	28	29	30	31
Half-hourly average	Monthly maximum	Half-hourly average ELV	30	30	30	30	30	30	30	30	30	30	30	30	30	30	30	30	30	30	30	30	30	30	30	30	30	30	30	30	30	30	30
	Monthly mean	Maximum Half-hourly average	0	0	0	0	0	0	0	0	0	0	0	0	0	0	0	0	0	0	0	0	0	0	0	0	0	0	0	0	0	0	0
	Monthly minimum	Mean Half-hourly average	0	0	0	0	0	0	0	0	0	0	0	0	0	0	0	0	0	0	0	0	0	0	0	0	0	0	0	0	0	0	0
	Total invalid results	Minimum Half-hourly average	0	0	0	0	0	0	0	0	0	0	0	0	0	0	0	0	0	0	0	0	0	0	0	0	0	0	0	0	0	0	0
	Sum of exceedances	No of invalid results	0	0	0	0	0	0	0	0	0	0	0	0	0	0	0	0	0	0	0	0	0	0	0	0	0	0	0	0	0	0	0
Daily average		No of exceedances of ELV	0	0	0	0	0	0	0	0	0	0	0	0	0	0	0	0	0	0	0	0	0	0	0	0	0	0	0	0	0	0	0
	Monthly maximum	Daily average ELV	5	5	5	5	5	5	5	5	5	5	5	5	5	5	5	5	5	5	5	5	5	5	5	5	5	5	5	5	5	5	5
	No of invalid days	Daily average	0	0	0	0	0	0	0	0	0	0	0	0	0	0	0	0	0	0	0	0	0	0	0	0	0	0	0	0	0	0	0
	Sum of exceedances	Value Valid?	Y	Y	Y	Y	Y	Y	Y	Y	Y	Y	Y	Y	Y	Y	Y	Y	Y	Y	Y	Y	Y	Y	Y	Y	Y	Y	Y	Y	Y	Y	Y
		Value Exceeds ELV?	N	N	N	N	N	N	N	N	N	N	N	N	N	N	N	N	N	N	N	N	N	N	N	N	N	N	N	N	N	N	N

Signed: [Redacted] Date: 10/4/24

(Authorised to sign as a representative of the Operator)

Permit Reference Number : LP3030XA

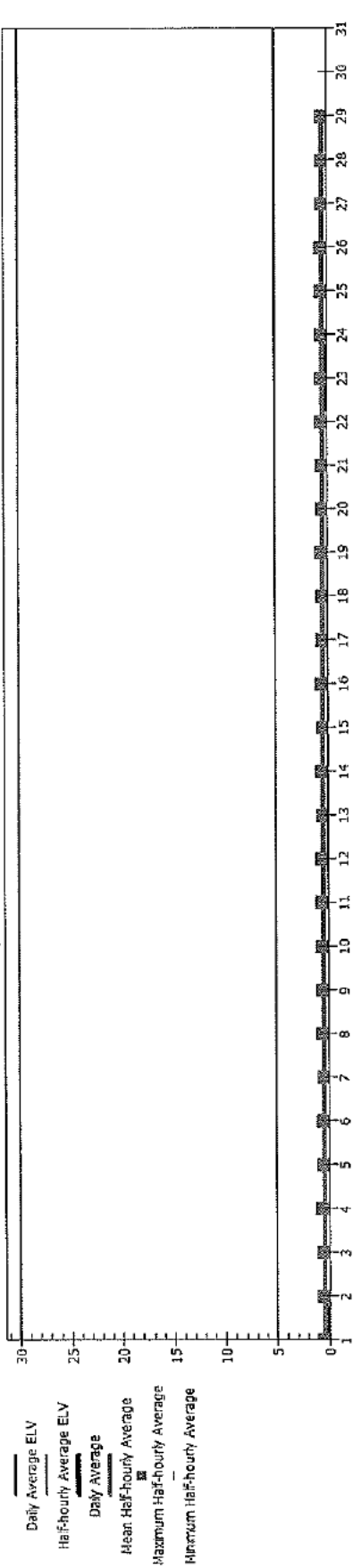
Installation: trident park cardiff

Operator : Vindor

Form Number:

Reporting of Continuously Monitored Emissions to Air for Particulates mg/m3 at Emission Point A2 For the month of February 2024

Daily and Half-hourly Average Monitoring Data



	Monthly summary		Date																															
Half-hourly average			Half-hourly average ELV																															
	Monthly maximum	1	Maximum Half-hourly average																															
	Monthly mean	0	Mean Half-hourly average																															
	Monthly minimum	0	Minimum Half-hourly average																															
	Total Invalid results	0	No of Invalid results																															
	Sum of exceedances	0	No of exceedances of ELV																															
			Daily average ELV																															
	Monthly maximum	0	Daily average																															
	No of invalid days	0	Value Valid?																															
	Sum of exceedances	0	Value Exceeds ELV?																															

Signed..... Date.....10/4/24.....
(Authorised to sign as a representative of the Operator)

Permit Reference Number : LP3030XA

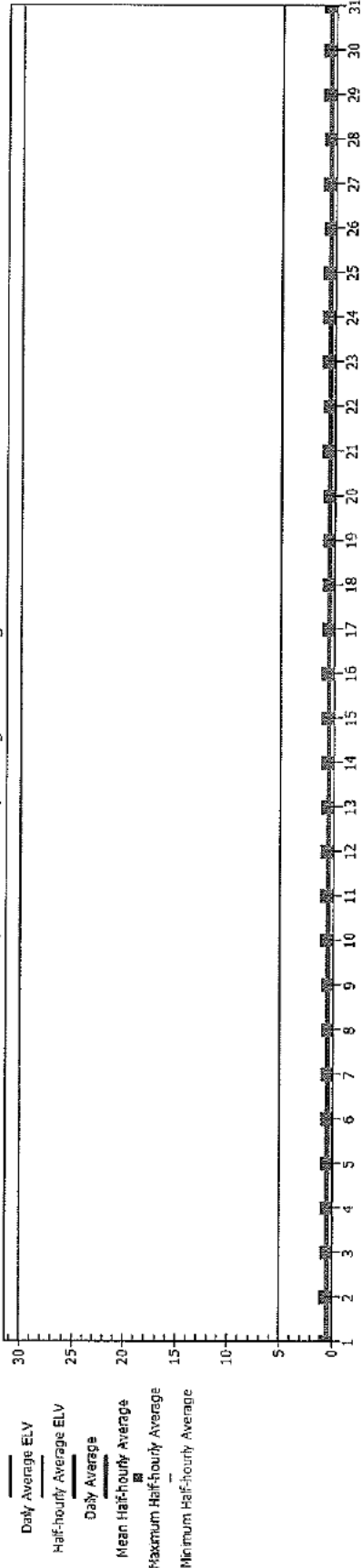
Installation: trident park cardiff

Operator : Viridor

Form Number:

Reporting of Continuously Monitored Emissions to Air for Particulates mg/m3 at Emission Point A2 For the month of March 2024

Daily and Half-hourly Average Monitoring Data



	Monthly summary		Date																																
Half-hourly average			Half-hourly average ELV																																
	Monthly maximum	1	0	0	0	0	0	0	0	0	0	0	0	0	0	0	0	0	0	0	0	0	0	0	0	0	0	0	0	0	0	0	0		
	Monthly mean	0	0	0	0	0	0	0	0	0	0	0	0	0	0	0	0	0	0	0	0	0	0	0	0	0	0	0	0	0	0	0	0	0	
	Monthly minimum	0	0	0	0	0	0	0	0	0	0	0	0	0	0	0	0	0	0	0	0	0	0	0	0	0	0	0	0	0	0	0	0	0	
	Total Invalid results	0	0	0	0	0	0	0	0	0	0	0	0	0	0	0	0	0	0	0	0	0	0	0	0	0	0	0	0	0	0	0	0	0	
Daily average			No of exceedances of ELV																																
	Monthly maximum	0	5	5	5	5	5	5	5	5	5	5	5	5	5	5	5	5	5	5	5	5	5	5	5	5	5	5	5	5	5	5	5	5	
	No of invalid days	0	Y	Y	Y	Y	Y	Y	Y	Y	Y	Y	Y	Y	Y	Y	Y	Y	Y	Y	Y	Y	Y	Y	Y	Y	Y	Y	Y	Y	Y	Y	Y	Y	
	Sum of exceedances	0	N	N	N	N	N	N	N	N	N	N	N	N	N	N	N	N	N	N	N	N	N	N	N	N	N	N	N	N	N	N	N	N	

Signed.....
(Authorised to sign as a representative of the Operator)

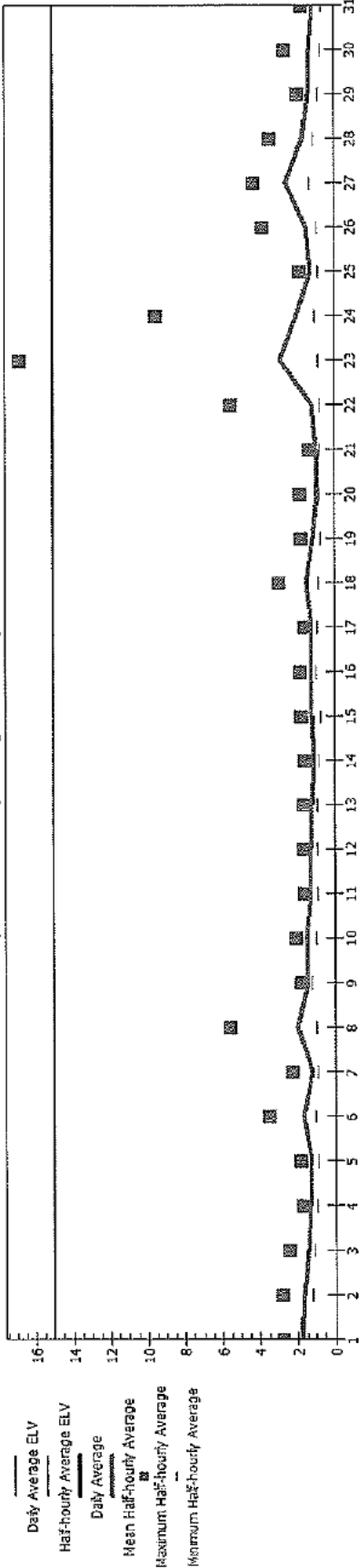
Date...18/4/24

Permit Reference Number : LP3030XA
Installation: trident park cardiff

Operator : Viridor
Form Number:

Reporting of Continuously Monitored Emissions to Air for NH3 mg/m3 at Emission Point A1 For the month of January 2024

Daily and Half-hourly Average Monitoring Data



Monthly summary		Date																															
Half-hourly average	Monthly maximum	17	Half-hourly average ELV																														
	Monthly mean	1	Maximum Half-hourly average																														
	Monthly minimum	1	Mean Half-hourly average																														
	Total Invalid results	0	Minimum Half-hourly average																														
	Sum of exceedances	0	No of Invalid results																														
Daily average	Monthly maximum	3	No of exceedances of ELV																														
	No of invalid days	0	Daily average ELV																														
	Sum of exceedances	0	Daily average																														
	Value Exceeds ELV?	0	Value Valid?																														

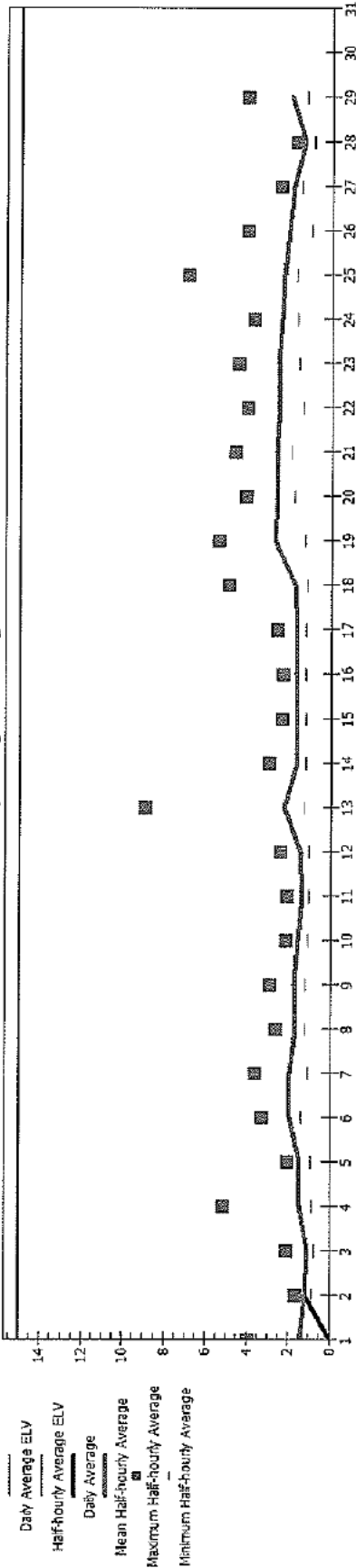
Signed..... Date.....
(Authorised to sign as a representative of the Operator)

Permit Reference Number : LP3030XA
Installation: trident park cardiff

Operator : Viridor
Form Number:

Reporting of Continuously Monitored Emissions to Air for NH3 mg/m3 at Emission Point A1 For the month of February 2024

Daily and Half-hourly Average Monitoring Data



	Monthly summary		Date																														
			1	2	3	4	5	6	7	8	9	10	11	12	13	14	15	16	17	18	19	20	21	22	23	24	25	26	27	28	29	30	31
Half-hourly average			Half-hourly average ELV																														
	Monthly maximum	9	Maximum Half-hourly average																														
	Monthly mean	2	Mean Half-hourly average																														
	Monthly minimum	1	Minimum Half-hourly average																														
	Total Invalid results	0	No of Invalid results																														
Daily average			Sum of exceedances																														
			No of exceedances of ELV																														
			Daily average ELV																														
	Monthly maximum	3	Daily average																														
	No of invalid days	0	Value Valid?																														
			Sum of exceedances																														
			Value Exceeds ELV?																														

Signed..... Date: 10/4/24

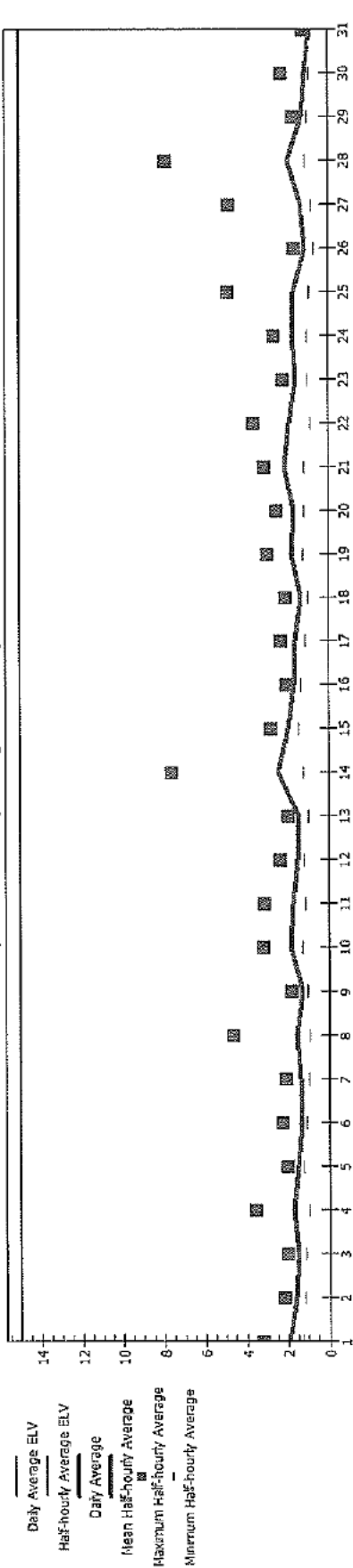
(Authorised to sign as a representative of the Operator)

Permit Reference Number : LP3030XA
Installation: trident park cardiff

Operator : Viridor
Form Number:

Reporting of Continuously Monitored Emissions to Air for NH3 mg/m3 at Emission Point A1 For the month of March 2024

Daily and Half-hourly Average Monitoring Data



Monthly summary		Date																																		
Half-hourly average	Monthly maximum	8	N/A																																	
	Monthly mean	2	2																																	
	Monthly minimum	1	1																																	
	Total Invalid results	0	0																																	
	Sum of exceedances	0	N/A																																	
Daily average	Monthly maximum	2	2																																	
	No of invalid days	0	Y																																	
	Sum of exceedances	0	N																																	
	Value Exceeds ELV?		N																																	

Signed.....
(Authorised to sign as a representative of the Operator)

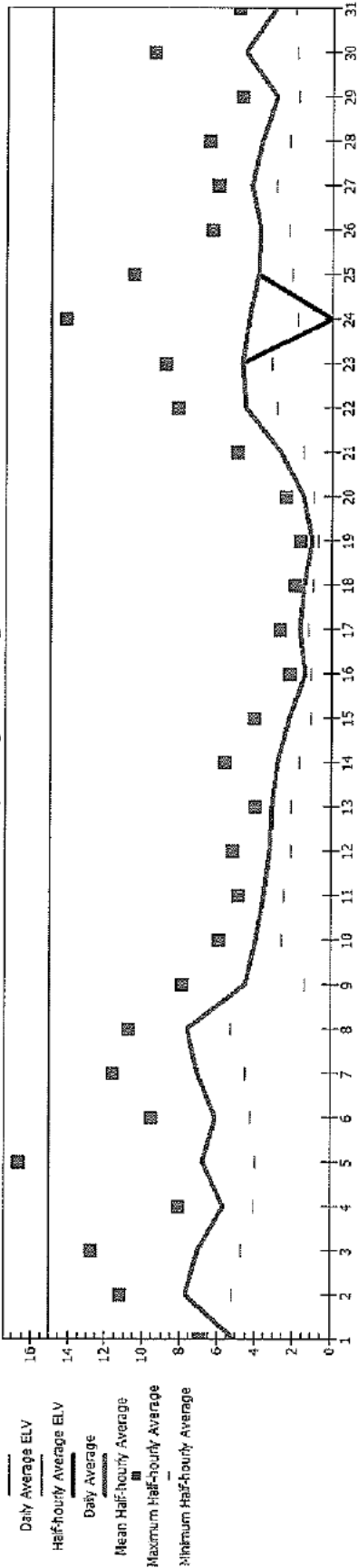
Date.....10/04/24

Permit Reference Number : LP3030XA
Installation: Trident park cardiff

Operator : Virdor
Form Number:

Reporting of Continuously Monitored Emissions to Air for NH3 mg/m3 at Emission Point A2 For the month of January 2024

Daily and Half-hourly Average Monitoring Data



	Monthly summary		Date																														
			1	2	3	4	5	6	7	8	9	10	11	12	13	14	15	16	17	18	19	20	21	22	23	24	25	26	27	28	29	30	31
Half-hourly average			Half-hourly average ELV																														
	Monthly maximum	17	Maximum Half-hourly average																														
	Monthly mean	4	Mean Half-hourly average																														
	Monthly minimum	1	Minimum Half-hourly average																														
	Total invalid results	0	No of Invalid results																														
Daily average	Sum of exceedances	0	No of exceedances of ELV																														
			Daily average ELV																														
	Monthly maximum	8	Daily average																														
	No of invalid days	0	Value Valid?																														
	Sum of exceedances	0	Value Exceeds ELV?																														

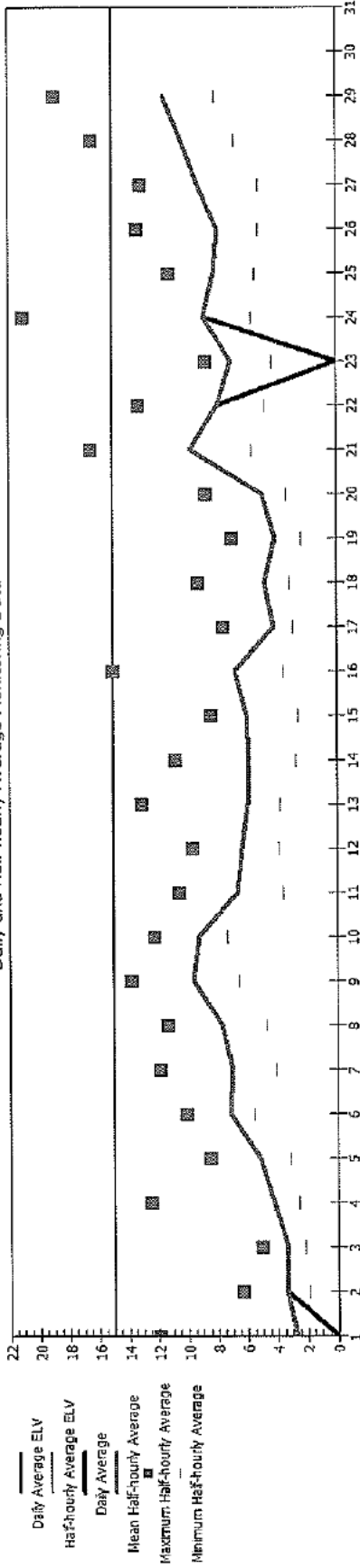
Signed: [Redacted] Date: 10/01/24
(Authorised to sign as a representative of the Operator)

Permit Reference Number : LP3030XA
Installation: trident park cardiff

Operator : Viridor
Form Number:

Reporting of Continuously Monitored Emissions to Air for NH3 mg/m3 at Emission Point A2 For the month of February 2024

Daily and Half-hourly Average Monitoring Data



	Monthly summary		Date																														
			1	2	3	4	5	6	7	8	9	10	11	12	13	14	15	16	17	18	19	20	21	22	23	24	25	26	27	28	29	30	31
Half-hourly average			Half-hourly average ELV																														
		21	Maximum Half-hourly average																														
		7	Mean Half-hourly average																														
		2	Minimum Half-hourly average																														
		0	No of Invalid results																														
		0	Sum of exceedances																														
			Daily average ELV																														
		12	Daily average																														
		0	Value Valid?																														
		0	Value Exceeds ELV?																														

Signed Date: 10/4/24
(Authorised to sign as a representative of the Operator)

Permit Reference Number : LP3030XA

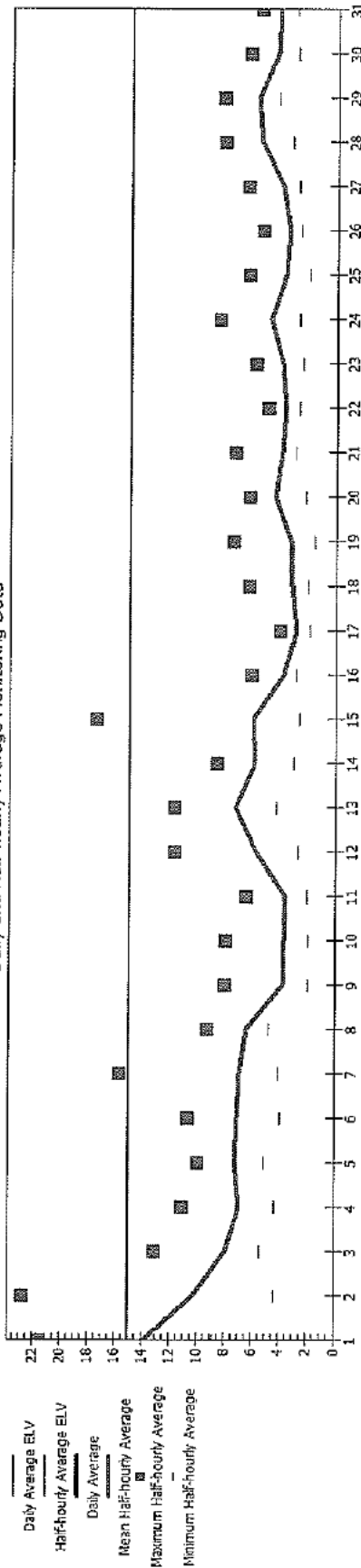
Installation: trident park cardiff

Operator : Viridor

Form Number:

Reporting of Continuously Monitored Emissions to Air for NH3 mg/m3 at Emission Point A2 For the month of March 2024

Daily and Half-hourly Average Monitoring Data



Monthly summary		Date																														
		1	2	3	4	5	6	7	8	9	10	11	12	13	14	15	16	17	18	19	20	21	22	23	24	25	26	27	28	29	30	31
	Half-hourly average ELV	N/A																														
Monthly maximum	23	21 23 13 11 10 11 16 9 8 6 12 12 9 17 6 4 6 7 6 7 6 7 5 6 9 6 5 6 8 8 6 5																														
Monthly mean	5	14 10 8 7 7 7 7 6 4 4 6 7 6 6 4 3 3 3 3 4 4 4 4 4 4 4 5 4 3 4 5 6 4 4																														
Monthly minimum	2	9 4 5 4 5 4 4 5 2 2 2 3 4 3 3 2 2 2 2 2 2 3 3 2 3 2 3 2 3 3 4 3 3																														
Total Invalid results	0	0 0 0 0 0 0 0 0 0 0 0 0 0 0 0 0 0 0 0 0 0 0 0 0 0 0 0 0 0 0 0 0 0																														
Sum of exceedances	0	N/A																														
	No of exceedances of ELV	N/A																														
	Daily average ELV	15 15 15 15 15 15 15 15 15 15 15 15 15 15 15 15 15 15 15 15 15 15 15 15 15 15 15 15 15 15 15 15																														
Monthly maximum	14	14 10 8 7 7 7 6 4 4 4 6 7 6 6 4 3 3 3 3 4 4 4 4 4 4 4 5 4 3 4 5 6 4 4																														
No of invalid days	0	Y Y Y Y Y Y Y Y Y Y Y Y Y Y Y Y Y Y Y Y Y Y Y Y Y Y Y Y Y Y Y Y Y Y Y																														
Sum of exceedances	0	N N N N N N N N N N N N N N N N N N N N N N N N N N N N N N N N N N N																														

Signed: [Redacted] Date: 10/04/24

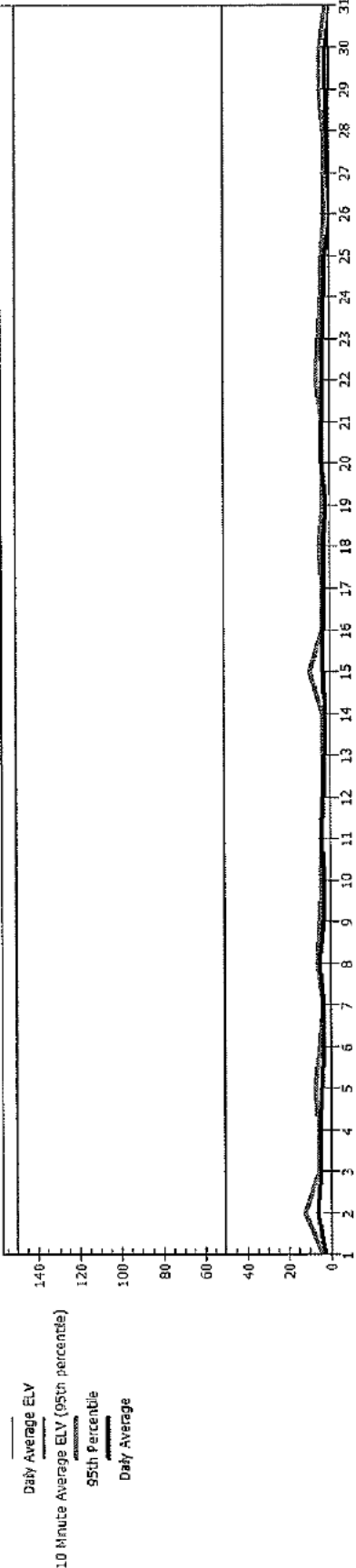
(Authorised to sign as a representative of the Operator)

Permit Reference Number : LP3030XA
Installation: trident park cardiff

Operator : Viridor
Form Number:

Reporting of Continuously Monitored Emissions to Air for CO mg/m3 at Emission Point A1 For the month of January 2024

Daily and 10 Minute Average Monitoring Data



	Monthly summary		Date																															
10 Minute average			10 Minute average ELV (95th Percentile)																															
	Monthly Maximum 10-min	282	32	145	32	134	19	8	36	177	10	6	204	65	155	26	25	66	25	66	4	282	240	20	29	24	4	8	71	191	43	164	15	
	Monthly mean 10-min avgs	3	4	12	6	6	7	5	4	6	5	4	4	4	3	4	9	4	4	5	3	3	4	6	5	4	4	2	2	3	5	4	1	
	Monthly Minimum 10-min	0	0	1	2	0	0	0	0	0	0	0	0	0	0	0	0	0	0	1	0	0	0	0	0	0	0	0	0	0	0	0	0	
	Total Invalid results	63	2	2	2	2	2	2	2	2	2	2	3	2	2	2	2	2	2	2	2	2	2	2	2	2	2	2	2	2	2	2	2	
Daily average			Number of results above 150mg/m³																															
	Sum of Exceedances of 95th percentile ELV	0	N	N	N	N	N	N	N	N	N	N	N	N	N	N	N	N	N	N	N	N	N	N	N	N	N	N	N	N	N	N	N	
	Monthly maximum	6	50	50	50	50	50	50	50	50	50	50	50	50	50	50	50	50	50	50	50	50	50	50	50	50	50	50	50	50	50	50	50	
	No of invalid days	0	3	6	5	5	4	3	3	5	3	3	4	3	3	2	3	3	3	3	1	4	4	3	3	3	2	0	0	1	2	1	0	
	Sum of exceedances	0	N	N	N	N	N	N	N	N	N	N	N	N	N	N	N	N	N	N	N	N	N	N	N	N	N	N	N	N	N	N	N	N

Signed.....
(Authorised to sign as a representative of the Operator)

Date: 15/01/2024

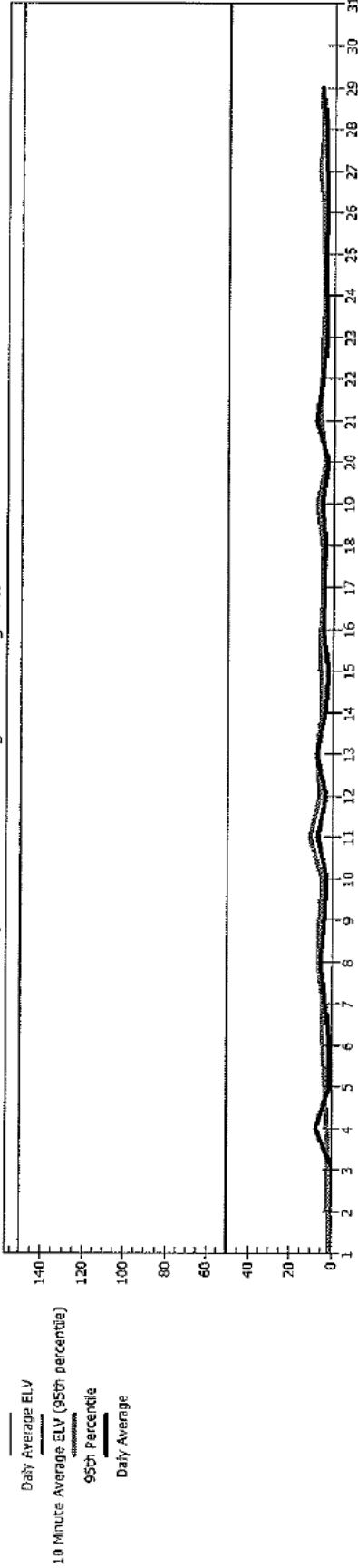
Environment Agency explanatory note: The 10-minute average ELV is based on the "95th percentile" in this case this means that 95% of the 10 minute averages in the calendar day (= 137) must be below 150 mg/m3, and 5% (= 7) are allowed to be any value above 150 mg/m3. Whilst we expect operators to minimise CO emissions at all times, it is perfectly acceptable for the value of the maximum 10-minute average to be above 150 mg/m3, provided the 95th percentile ELV has been met for that period

Permit Reference Number : LP3030XA
Installation: trident park cardiff

Operator : Viridor
Form Number:

Reporting of Continuously Monitored Emissions to Air for CO mg/m3 at Emission Point A1 For the month of February 2024

Daily and 10 Minute Average Monitoring Data



	Monthly summary	Date	1	2	3	4	5	6	7	8	9	10	11	12	13	14	15	16	17	18	19	20	21	22	23	24	25	26	27	28	29	30	31	
10 Minute average		10 Minute average ELV (95th Percentile)	150	150	150	150	150	150	150	150	150	150	150	150	150	150	150	150	150	150	150	150	150	150	150	150	150	150	150	150	150	150		
	Monthly Maximum 10-min	1000	29	33	51	1000	67	5	57	53	47	117	202	17	420	102	15	74	57	99	104	4	336	126	16	53	147	6	10	6	175			
	Monthly mean 10-min avgs	4	1	1	1	2	3	4	4	6	6	5	11	6	7	5	6	6	5	5	7	4	6	8	5	4	4	5	7	5	6			
	Monthly Minimum 10-min	0	0	0	0	0	0	0	0	2	0	0	0	0	0	0	0	0	0	1	0	1	1	2	0	1	1	0	2	1	0			
	Total Invalid results	60	2	2	2	2	2	2	2	2	2	2	2	2	2	2	2	2	3	2	2	3	2	2	2	2	2	2	2	2	2	2		
		Number of results above 150mg/m³	0	0	0	2	0	0	0	0	0	0	1	0	1	0	0	0	0	0	0	0	2	0	0	0	0	0	0	0	0	1		
	Sum of Exceedances of 95th percentile ELV	0	N	N	N	N	N	N	N	N	N	N	N	N	N	N	N	N	N	N	N	N	N	N	N	N	N	N	N	N	N	N		
Daily average		Daily average ELV	50	50	50	50	50	50	50	50	50	50	50	50	50	50	50	50	50	50	50	50	50	50	50	50	50	50	50	50	50	50		
	Monthly maximum	8	N/A	0	0	7	1	1	3	5	4	2	7	3	7	3	2	4	3	4	5	3	8	5	3	3	4	3	4	4	6			
	No of invalid days	0	Y	Y	Y	Y	Y	Y	Y	Y	Y	Y	Y	Y	Y	Y	Y	Y	Y	Y	Y	Y	Y	Y	Y	Y	Y	Y	Y	Y	Y	Y		
	Sum of exceedances	0	N	N	N	N	N	N	N	N	N	N	N	N	N	N	N	N	N	N	N	N	N	N	N	N	N	N	N	N	N	N	N	

Signed..... Date: 10/4/24

(Authorised to sign as a representative of the Operator)


Environment Agency explanatory note: The '10-minute average ELV is based on the '95th percentile'. In this case this means that 95% of the 10 minute averages in the calendar day (= 137) must be below 150 mg/m3, and 5% (= 7) are allowed to be any value above 150 mg/m3. Whilst we expect operators to minimise CO emissions at all times, it is perfectly acceptable for the value of the maximum 10-minute average to be above 150 mg/m3, provided the 95th percentile ELV has been met for that period

Permit Reference Number : LP3030XA
Installation: trident park cardiff

Operator : Viridor
Form Number:

Reporting of Continuously Monitored Emissions to Air for CO mg/m3 at Emission Point A1 For the month of March 2024

Daily and 10 Minute Average Monitoring Data



	Monthly summary		Date	1	2	3	4	5	6	7	8	9	10	11	12	13	14	15	16	17	18	19	20	21	22	23	24	25	26	27	28	29	30	31	
10 Minute average			10 Minute average ELV (95th Percentile)	150	150	150	150	150	150	150	150	150	150	150	150	150	150	150	150	150	150	150	150	150	150	150	150	150	150	150	150	150	150	150	150
	Monthly Maximum 10-min	2598	Maximum 10 Minute average	48	73	55	34	16	9	32	11	20	5	42	6	7	174	92	81	18	5	64	17	18	7	86	5	2598	5	379	89	36	39	3	
	Monthly mean 10-min avgs	4	95th Percentile	5	4	4	6	6	5	9	6	5	4	6	5	5	7	5	4	3	4	4	4	4	4	5	5	3	5	4	4	5	4	2	
	Monthly Minimum 10-min	0	Minimum 10 Minute average	1	2	1	1	2	1	2	0	1	0	1	1	2	2	2	1	1	1	1	2	2	2	2	2	1	0	1	1	2	1	0	
	Total Invalid results	65	No of Invalid results	3	2	2	2	2	2	2	2	2	2	2	2	2	2	2	2	2	2	2	2	2	2	2	2	2	2	2	2	2	2	2	2
			Number of results above 150mg/m³	0	0	0	0	0	0	0	0	0	0	0	0	0	1	0	0	0	0	0	0	0	0	0	0	0	2	0	2	0	0	0	0
	Sum of Exceedances of 95th percentile ELV	0	95th Percentile ELV Exceeded (Y/N)	N	N	N	N	N	N	N	N	N	N	N	N	N	N	N	N	N	N	N	N	N	N	N	N	N	N	N	N	N	N	N	N
Daily average			Daily average ELV	50	50	50	50	50	50	50	50	50	50	50	50	50	50	50	50	50	50	50	50	50	50	50	50	50	50	50	50	50	50	50	50
	Monthly maximum	25	Daily average	4	4	3	4	4	3	5	3	3	3	3	3	3	5	5	3	2	3	3	3	3	3	4	2	25	2	8	5	4	3	1	
	No of invalid days	0	Value Valid?	Y	Y	Y	Y	Y	Y	Y	Y	Y	Y	Y	Y	Y	Y	Y	Y	Y	Y	Y	Y	Y	Y	Y	Y	Y	Y	Y	Y	Y	Y	Y	
	Sum of exceedances	0	Value Exceeds ELV? (Y/N)	N	N	N	N	N	N	N	N	N	N	N	N	N	N	N	N	N	N	N	N	N	N	N	N	N	N	N	N	N	N	N	N

Signed.....
(Authorised to sign as a representative of the Operator)

Date: 10/4/24

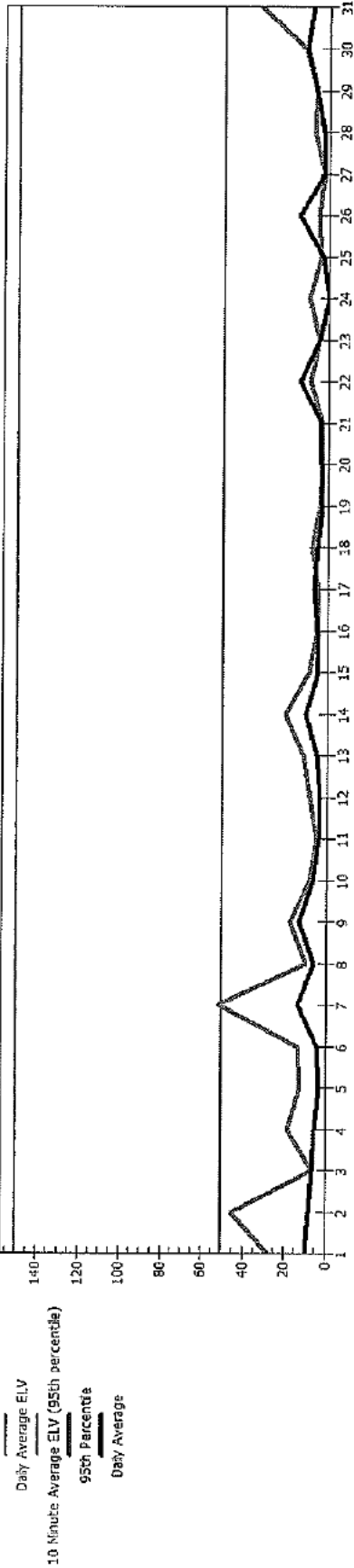
Environment Agency explanatory note: The 10-minute average ELV is based on the "95th percentile". In this case this means that 95% of the 10 minute averages in the calendar day (= 137) must be below 150 mg/m3, and 5% (= 7) are allowed to be any value above 150 mg/m3. Whilst we expect operators to minimise CO emissions at all times, it is perfectly acceptable for the value of the maximum 10-minute average to be above 150 mg/m3, provided the 95th percentile ELV has been met for that period

Permit Reference Number : LP3030XA
Installation: Irident park cardiff

Operator : Viridor
Form Number:

Reporting of Continuously Monitored Emissions to Air for CO mg/m³ at Emission Point A2 For the month of January 2024

Daily and 10 Minute Average Monitoring Data



Monthly summary		Date	1	2	3	4	5	6	7	8	9	10	11	12	13	14	15	16	17	18	19	20	21	22	23	24	25	26	27	28	29	30	31	
		10 Minute average ELV (95th Percentile)	150	150	150	150	150	150	150	150	150	150	150	150	150	150	150	150	150	150	150	150	150	150	150	150	150	150	150	150	150	150	150	150
Monthly Maximum 10-min		2565	372	397	317	215	43	121	639	176	608	356	132	99	144	407	108	143	219	127	60	111	97	1253	212	2565	77	1114	66	79	312	1048	171	
Monthly mean 10-min avgs		7	28	45	6	18	12	13	52	10	17	8	4	8	11	20	9	5	4	7	4	2	2	8	4	9	3	4	2	7	6	11	33	
Monthly Minimum 10-min		0	0	0	0	0	0	0	0	0	0	0	0	0	1	0	0	1	1	1	0	0	0	0	0	0	0	0	0	0	0	0	0	
Total Invalid results		69	2	2	2	2	2	2	2	2	8	3	2	2	2	2	2	2	2	2	2	2	2	2	2	2	2	2	2	2	2	2	2	
		Number of results above 150mg/m³	3	2	3	1	0	0	4	1	2	2	0	0	0	3	0	0	2	0	0	0	0	2	1	1	0	3	0	0	2	1	1	
Sum of Exceedances of 95th percentile ELV		0	N	N	N	N	N	N	N	N	N	N	N	N	N	N	N	N	N	N	N	N	N	N	N	N	N	N	N	N	N	N	N	
		Daily average ELV	50	50	50	50	50	50	50	50	50	50	50	50	50	50	50	50	50	50	50	50	50	50	50	50	50	50	50	50	50	50	50	
Monthly maximum		14	10	8	6	5	3	4	13	6	13	6	4	3	5	10	4	5	6	5	3	3	3	14	4	N/A	2	14	2	2	6	11	7	
No of invalid days		0	Y	Y	Y	Y	Y	Y	Y	Y	Y	Y	Y	Y	Y	Y	Y	Y	Y	Y	Y	Y	Y	Y	Y	Y	Y	Y	Y	Y	Y	Y	Y	
Sum of exceedances		0	N	N	N	N	N	N	N	N	N	N	N	N	N	N	N	N	N	N	N	N	N	N	N	N	N	N	N	N	N	N	N	

Signed.....
(Authorised to sign as a representative of the Operator)

Date.....10/4/24

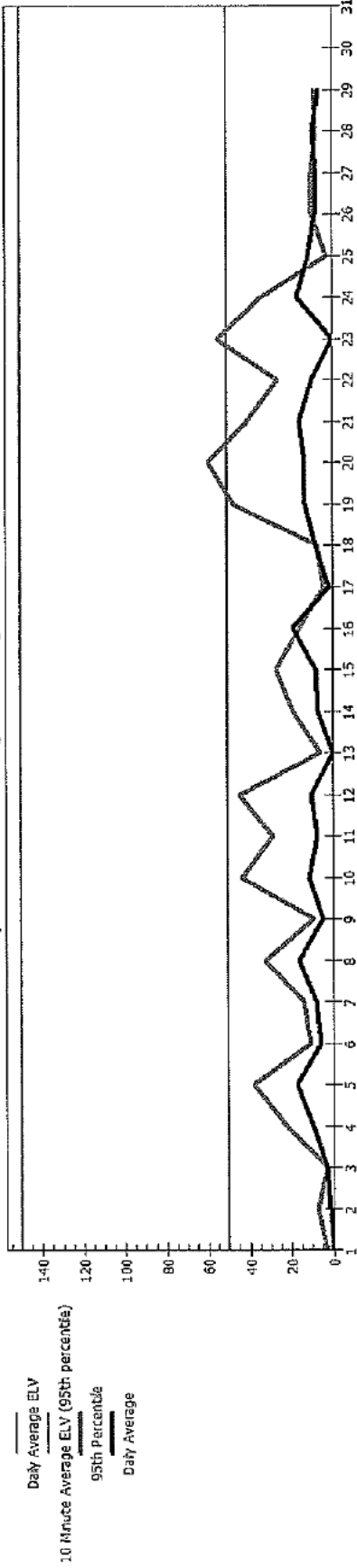
Environment Agency explanatory note: The 10-minute average ELV is based on the "95th percentile". In this case this means that 95% of the 10 minute averages in the calendar day (= 137) must be below 150 mg/m³, and 5% (= 7) are allowed to be any value above 150 mg/m³. Whilst we expect operators to minimise CO emissions at all times, it is perfectly acceptable for the value of the maximum 10-minute average to be above 150 mg/m³, provided the 95th percentile ELV has been met for that period

Permit Reference Number : LP3030XA
Installation: trident park cardiff

Operator : Viridor
Form Number:

Reporting of Continuously Monitored Emissions to Air for CO mg/m3 at Emission Point A2 For the month of February 2024

Daily and 10 Minute Average Monitoring Data



Monthly summary		Date																														
10 Minute average	10 Minute average ELV (95th Percentile)	150	150	150	150	150	150	150	150	150	150	150	150	150	150	150	150	150	150	150	150	150	150	150	150	150	150	150	150	150	150	
	Maximum 10 Minute average	352	29	110	445	1005	251	564	1103	128	342	228	360	136	303	309	900	31	745	613	323	1136	810	1707	688	781	562	184	754	154		
	95th Percentile	3	7	3	22	38	11	14	33	9	44	29	45	6	19	27	16	4	8	48	59	41	25	55	34	3	10	10	7	9		
	Minimum 10 Minute average	0	0	0	0	0	1	1	0	1	1	0	0	0	0	1	0	0	0	0	0	0	0	0	0	0	0	2	1	1		
	No of Invalid results	2	2	2	2	2	2	2	2	2	2	2	2	3	2	2	2	4	0	2	2	2	4	0	2	2	2	2	2	2		
	Number of results above 150mg/m³	2	0	0	3	4	2	1	2	0	3	1	2	0	2	1	4	0	1	3	4	2	3	4	2	6	4	4	1	2	1	
	Sum of Exceedances of 95th percentile ELV	0	N	N	N	N	N	N	N	N	N	N	N	N	N	N	N	N	N	N	N	N	N	N	N	N	N	N	N	N	N	
Daily average	Daily average ELV	50	50	50	50	50	50	50	50	50	50	50	50	50	50	50	50	50	50	50	50	50	50	50	50	50	50	50	50	50		
	Daily average	N/A	2	3	10	17	6	8	16	4	11	8	10	N/A	7	8	19	1	8	13	13	16	10	N/A	17	11	8	7	9	6		
	Value Valid?	Y	Y	Y	Y	Y	Y	Y	Y	Y	Y	Y	Y	Y	Y	Y	Y	Y	Y	Y	Y	Y	Y	Y	Y	Y	Y	Y	Y	Y		
	Value Exceeds ELV? (Y/N)	N	N	N	N	N	N	N	N	N	N	N	N	N	N	N	N	N	N	N	N	N	N	N	N	N	N	N	N	N	N	

Signed.....
(Authorised to sign as a representative of the Operator)

Date.....10/4/24

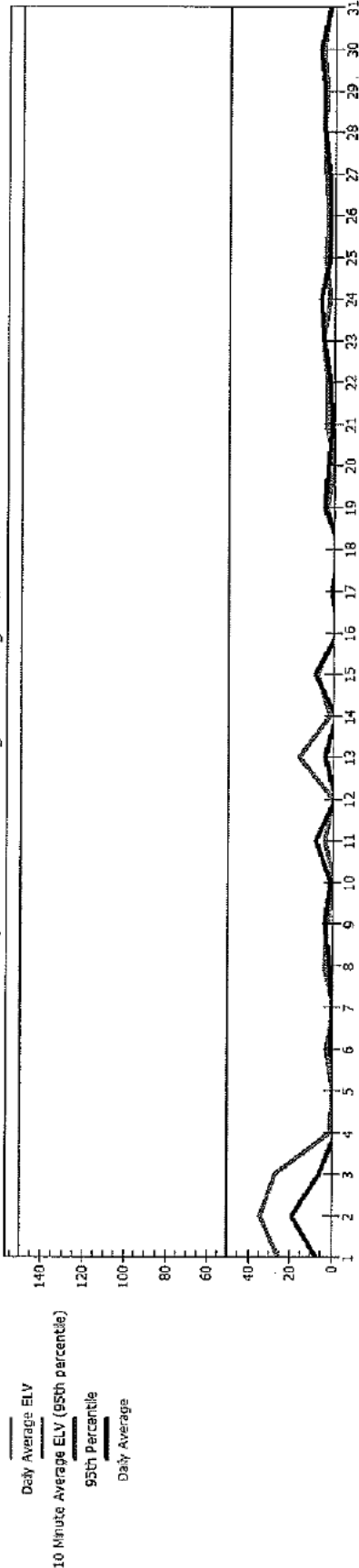
Environment Agency explanatory note: The 10-minute average ELV is based on the "95th percentile". In this case this means that 95% of the 10 minute averages in the calendar day (= 137) must be below 150 mg/m3, and 5% (= 7) are allowed to be any value above 150 mg/m3. Whilst we expect operators to minimise CO emissions at all times, it is perfectly acceptable for the value of the maximum 10-minute average to be above 150 mg/m3, provided the 95th percentile ELV has been met for that period

Permit Reference Number : LP3030XA
Installation: trident park cliff

Operator : Viridor
Form Number:

Reporting of Continuously Monitored Emissions to Air for CO mg/m3 at Emission Point A2 For the month of March 2024

Daily and 10 Minute Average Monitoring Data



Monthly summary		Date	1	2	3	4	5	6	7	8	9	10	11	12	13	14	15	16	17	18	19	20	21	22	23	24	25	26	27	28	29	30	31	
10 Minute average		10 Minute average ELV (95th Percentile)	150	150	150	150	150	150	150	150	150	150	150	150	150	150	150	150	150	150	150	150	150	150	150	150	150	150	150	150	150	150	150	
		Monthly Maximum 10-min	1248	1248	805	37	4	250	258	95	312	328	1204	57	328	20	1038	74	322	9	470	509	82	45	253	464	6	18	8	179	186	333	62	
		Monthly mean 10-min avgs	3	25	35	27	1	0	3	0	4	3	0	4	0	16	1	7	0	0	0	3	0	3	3	5	2	4	3	4	6	4	5	2
		Monthly Minimum 10-min	0	0	0	0	0	0	0	0	0	0	0	0	0	0	0	0	0	0	0	0	0	0	0	1	0	0	1	1	1	0	0	
		Total Invalid results	48	3	2	1	1	1	1	1	1	1	1	1	1	1	1	1	1	1	2	1	1	2	2	2	2	2	2	2	2	2	2	2
Sum of Exceedances of 95th percentile ELV		Number of results above 150mg/m³	1	4	1	0	0	1	1	0	2	1	1	0	2	0	2	0	1	0	2	1	0	0	1	2	0	0	0	1	1	2	0	
		95th Percentile ELV Exceeded (Y/N)	N	N	N	N	N	N	N	N	N	N	N	N	N	N	N	N	N	N	N	N	N	N	N	N	N	N	N	N	N	N	N	
		Daily average ELV	50	50	50	50	50	50	50	50	50	50	50	50	50	50	50	50	50	50	50	50	50	50	50	50	50	50	50	50	50	50	50	
Monthly maximum		19	8	19	6	0	0	1	0	1	4	1	8	0	4	0	8	0	1	0	4	3	1	2	5	6	2	2	2	4	4	7	2	
No of invalid days		0	Y	Y	Y	Y	Y	Y	Y	Y	Y	Y	Y	Y	Y	Y	Y	Y	Y	Y	Y	Y	Y	Y	Y	Y	Y	Y	Y	Y	Y	Y		
Sum of exceedances		0	N	N	N	N	N	N	N	N	N	N	N	N	N	N	N	N	N	N	N	N	N	N	N	N	N	N	N	N	N	N	N	

Signed..... Date 10/4/24
(Authorised to sign as a representative of the Operator)

Environment Agency explanatory note: The 10-minute average ELV is based on the "95th percentile" in this case this means that 95% of the 10 minute averages in the calendar day (= 137) must be below 150 mg/m3, and 5% (= 7) are allowed to be any value above 150 mg/m3. Whilst we expect operators to minimise CO emissions at all times, it is perfectly acceptable for the value of the maximum 10-minute average to be above 150 mg/m3, provided the 95th percentile ELV has been met for that period