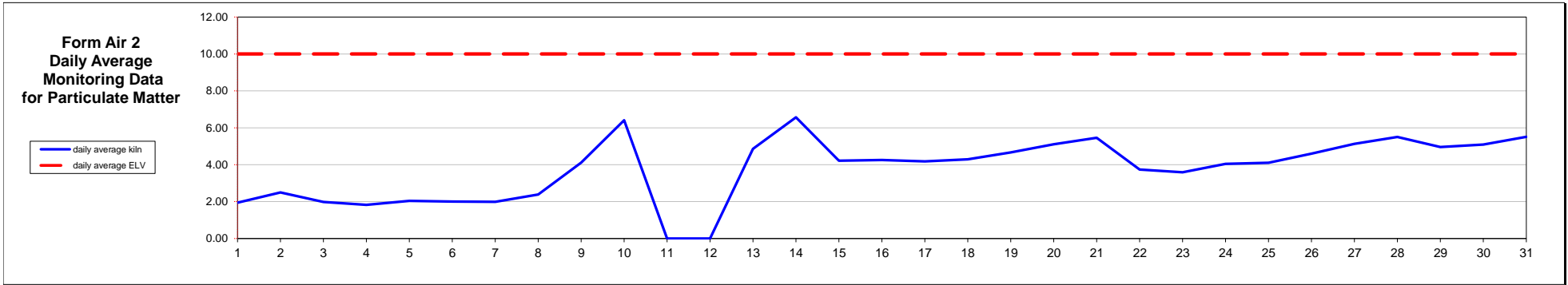


Permit Reference Number: BL3986ID

Operator: Tarmac Cement & Lime Ltd
Mar-24

Installation: Aberthaw Works

Kiln Report of Continuous Monitored Emissions (Emission Point A1)



Kiln

| Monthly summary | | Date | 1 | 2 | 3 | 4 | 5 | 6 | 7 | 8 | 9 | 10 | 11 | 12 | 13 | 14 | 15 | 16 | 17 | 18 | 19 | 20 | 21 | 22 | 23 | 24 | 25 | 26 | 27 | 28 | 29 | 30 | 31 | |
|-----------------|-------------------------|--------------------------|------|------|------|------|------|------|------|------|------|------|------|------|------|------|------|------|------|------|------|------|------|------|------|------|------|------|------|------|------|------|------|---|
| Daily average | Monthly maximum | Daily average ELV | 10 | 10 | 10 | 10 | 10 | 10 | 10 | 10 | 10 | 10 | 10 | 10 | 10 | 10 | 10 | 10 | 10 | 10 | 10 | 10 | 10 | 10 | 10 | 10 | 10 | 10 | 10 | 10 | 10 | 10 | 10 | |
| | No. of invalid days | Daily average Kiln | 1.94 | 2.50 | 1.98 | 1.83 | 2.04 | 2.00 | 1.99 | 2.38 | 4.11 | 6.41 | 0.00 | 0.00 | 4.86 | 6.57 | 4.22 | 4.25 | 4.18 | 4.29 | 4.66 | 5.11 | 5.46 | 3.74 | 3.59 | 4.04 | 4.11 | 4.60 | 5.13 | 5.50 | 4.95 | 5.09 | 5.51 | |
| | Total invalid 1/2 hours | Value valid? | Y | Y | Y | Y | Y | Y | Y | Y | Y | Y | Y | Y | Y | Y | Y | Y | Y | Y | Y | Y | Y | Y | Y | Y | Y | Y | Y | Y | Y | Y | Y | |
| | Sum of exceedances | No. of invalid 1/2 hours | 0 | 0 | 0 | 0 | 0 | 0 | 0 | 0 | 0 | 0 | 0 | 0 | 0 | 0 | 0 | 0 | 0 | 0 | 0 | 0 | 0 | 0 | 0 | 0 | 0 | 0 | 0 | 0 | 0 | 0 | 0 | 0 |
| | | Value exceeds ELV (Y/N) | N | N | N | N | N | N | N | N | N | N | N | N | N | N | N | N | N | N | N | N | N | N | N | N | N | N | N | N | N | N | N | N |

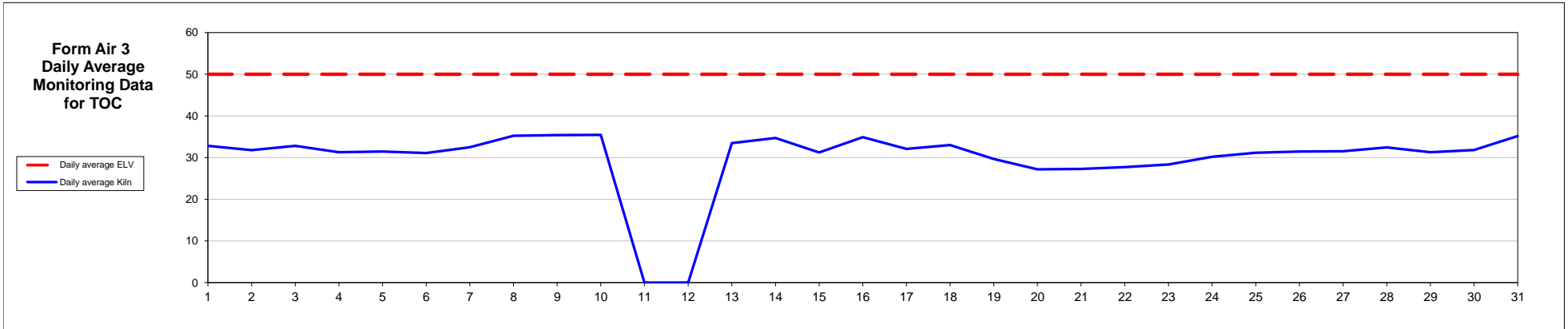
Signed XXXXXXXXXX Date 17/04/2024
(Authorised to sign as representative of Tarmac Cement & Lime Ltd)

Permit Reference Number: BL3986ID

Operator: Tarmac Cement & Lime Ltd
Mar-24

Installation: Aberthaw Works

Kiln Report of Continuous Monitored Emissions (Emission Point A1)



Kiln

| Monthly summary | | Date | 1 | 2 | 3 | 4 | 5 | 6 | 7 | 8 | 9 | 10 | 11 | 12 | 13 | 14 | 15 | 16 | 17 | 18 | 19 | 20 | 21 | 22 | 23 | 24 | 25 | 26 | 27 | 28 | 29 | 30 | 31 | | |
|-----------------|-------------------------|------|--------------------------|------|------|------|------|------|------|------|------|------|------|-----|-----|------|------|------|------|------|------|------|------|------|------|------|------|------|------|------|------|------|------|------|---|
| Daily average | Daily average ELV | | 50 | 50 | 50 | 50 | 50 | 50 | 50 | 50 | 50 | 50 | 50 | 50 | 50 | 50 | 50 | 50 | 50 | 50 | 50 | 50 | 50 | 50 | 50 | 50 | 50 | 50 | 50 | 50 | 50 | 50 | 50 | | |
| | Monthly maximum | 35 | Daily average Kiln | 32.8 | 31.8 | 32.8 | 31.3 | 31.4 | 31.1 | 32.5 | 35.2 | 35.4 | 35.4 | 0.0 | 0.0 | 33.5 | 34.7 | 31.2 | 34.9 | 32.1 | 33.0 | 29.7 | 27.2 | 27.3 | 27.7 | 28.3 | 30.2 | 31.2 | 31.5 | 31.5 | 32.4 | 31.3 | 31.8 | 35.2 | |
| | No. of invalid days | | Value valid? | Y | Y | Y | Y | Y | Y | Y | Y | Y | Y | Y | Y | Y | Y | Y | Y | Y | Y | Y | Y | Y | Y | Y | Y | Y | Y | Y | Y | Y | Y | Y | |
| | Total invalid 1/2 hours | 0 | No. of invalid 1/2 hours | 0 | 0 | 0 | 0 | 0 | 0 | 0 | 0 | 0 | 0 | 0 | 0 | 0 | 0 | 0 | 0 | 0 | 0 | 0 | 0 | 0 | 0 | 0 | 0 | 0 | 0 | 0 | 0 | 0 | 0 | 0 | 0 |
| | Sum of exceedances | 0 | Value exceeds ELV (Y/N) | N | N | N | N | N | N | N | N | N | N | N | N | N | N | N | N | N | N | N | N | N | N | N | N | N | N | N | N | N | N | N | N |

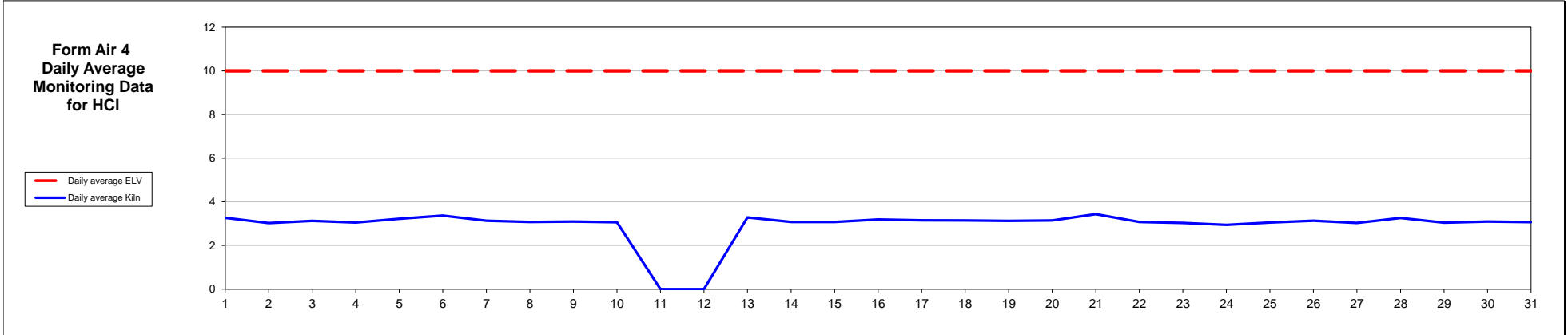
Signed XXXXXXXXXX Date 17/04/2024
(Authorised to sign as representative of Tarmac Cement & Lime Ltd)

Permit Reference Number: BL3986ID

Operator: Tarmac Cement & Lime Ltd
Mar-24

Installation: Aberthaw Works

Kiln Report of Continuous Monitored Emissions (Emission Point A1)



Kiln

| Monthly summary | | Date | 1 | 2 | 3 | 4 | 5 | 6 | 7 | 8 | 9 | 10 | 11 | 12 | 13 | 14 | 15 | 16 | 17 | 18 | 19 | 20 | 21 | 22 | 23 | 24 | 25 | 26 | 27 | 28 | 29 | 30 | 31 | | |
|-----------------|-------------------------|------|--------------------------|------|------|------|------|------|------|------|------|------|------|------|------|------|------|------|------|------|------|------|------|------|------|------|------|------|------|------|------|------|------|------|---|
| Daily average | Daily average ELV | | 10 | 10 | 10 | 10 | 10 | 10 | 10 | 10 | 10 | 10 | 10 | 10 | 10 | 10 | 10 | 10 | 10 | 10 | 10 | 10 | 10 | 10 | 10 | 10 | 10 | 10 | 10 | 10 | 10 | 10 | 10 | | |
| | Monthly maximum | 3 | Daily average Kiln | 3.27 | 3.02 | 3.12 | 3.05 | 3.22 | 3.36 | 3.13 | 3.07 | 3.09 | 3.06 | 0.00 | 0.00 | 3.29 | 3.08 | 3.07 | 3.19 | 3.15 | 3.15 | 3.13 | 3.15 | 3.43 | 3.07 | 3.03 | 2.94 | 3.05 | 3.13 | 3.03 | 3.26 | 3.05 | 3.10 | 3.07 | |
| | No. of invalid days | | Value valid? | Y | Y | Y | Y | Y | Y | Y | Y | Y | Y | Y | Y | Y | Y | Y | Y | Y | Y | Y | Y | Y | Y | Y | Y | Y | Y | Y | Y | Y | Y | Y | |
| | Total invalid 1/2 hours | 0 | No. of invalid 1/2 hours | 0 | 0 | 0 | 0 | 0 | 0 | 0 | 0 | 0 | 0 | 0 | 0 | 0 | 0 | 0 | 0 | 0 | 0 | 0 | 0 | 0 | 0 | 0 | 0 | 0 | 0 | 0 | 0 | 0 | 0 | 0 | 0 |
| | Sum of exceedances | 0 | Value exceeds ELV (Y/N) | N | N | N | N | N | N | N | N | N | N | N | N | N | N | N | N | N | N | N | N | N | N | N | N | N | N | N | N | N | N | N | N |

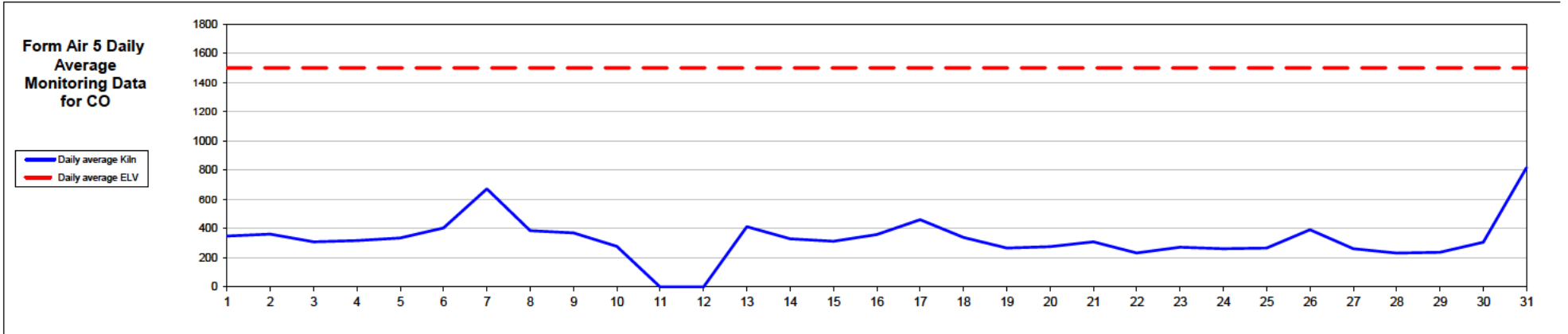
Signed [REDACTED] Date 17/04/2024
(Authorised to sign as representative of Tarmac Cement & Lime Ltd)

Permit Reference Number: BL3986ID

Operator: Tarmac Cement & Lime Ltd
Mar-24

Installation: Aberthaw Works

Kiln Report of Continuous Monitored Emissions (Emission Point A1)



Kiln

| Monthly summary | | Date | 1 | 2 | 3 | 4 | 5 | 6 | 7 | 8 | 9 | 10 | 11 | 12 | 13 | 14 | 15 | 16 | 17 | 18 | 19 | 20 | 21 | 22 | 23 | 24 | 25 | 26 | 27 | 28 | 29 | 30 | 31 |
|-----------------|-------------------------|------|--------------------------|------|------|------|------|------|------|------|------|------|------|------|------|------|------|------|------|------|------|------|------|------|------|------|------|------|------|------|------|------|----|
| Daily average | Monthly maximum | 818 | Daily average ELV | 1500 | 1500 | 1500 | 1500 | 1500 | 1500 | 1500 | 1500 | 1500 | 1500 | 1500 | 1500 | 1500 | 1500 | 1500 | 1500 | 1500 | 1500 | 1500 | 1500 | 1500 | 1500 | 1500 | 1500 | 1500 | 1500 | 1500 | 1500 | 1500 | |
| | Daily average Kiln | 348 | 362 | 309 | 317 | 336 | 404 | 672 | 386 | 370 | 278 | 0 | 0 | 413 | 330 | 313 | 359 | 461 | 339 | 266 | 276 | 309 | 232 | 273 | 262 | 267 | 392 | 262 | 232 | 238 | 306 | 818 | |
| | No. of invalid days | | Value valid? | Y | Y | Y | Y | Y | Y | Y | Y | Y | Y | Y | Y | Y | Y | Y | Y | Y | Y | Y | Y | Y | Y | Y | Y | Y | Y | Y | Y | Y | |
| | Total invalid 1/2 hours | 0 | No. of invalid 1/2 hours | 0 | 0 | 0 | 0 | 0 | 0 | 0 | 0 | 0 | 0 | 0 | 0 | 0 | 0 | 0 | 0 | 0 | 0 | 0 | 0 | 0 | 0 | 0 | 0 | 0 | 0 | 0 | 0 | 0 | 0 |
| | Sum of exceedances | | Value exceeds ELV (Y/N) | N | N | N | N | N | N | N | N | N | N | N | N | N | N | N | N | N | N | N | N | N | N | N | N | N | N | N | N | N | N |

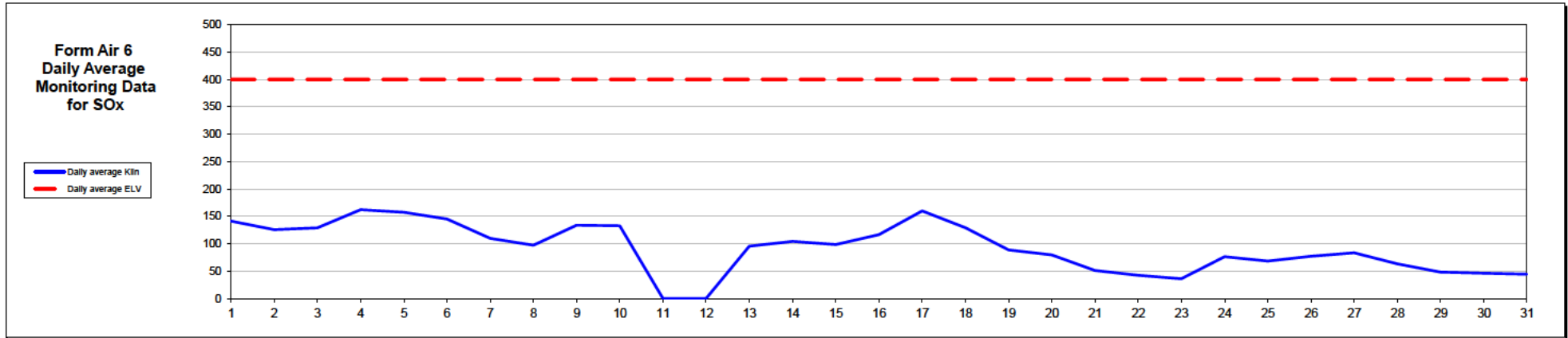
Signed XXXXXXXXXX Date 17/04/2024
(Authorised to sign as representative of Tarmac Cement & Lime Ltd)

Permit Reference Number: BL3986ID

Operator: Tarmac Cement & Lime Ltd
Mar-24

Installation: Aberthaw Works

Kiln Report of Continuous Monitored Emissions (Emission Point A1)



Kiln

| Monthly summary | | Date | 1 | 2 | 3 | 4 | 5 | 6 | 7 | 8 | 9 | 10 | 11 | 12 | 13 | 14 | 15 | 16 | 17 | 18 | 19 | 20 | 21 | 22 | 23 | 24 | 25 | 26 | 27 | 28 | 29 | 30 | 31 |
|-----------------|-------------------------|------|--------------------------|---|---|---|---|---|---|---|---|----|----|----|----|----|----|----|----|----|----|----|----|----|----|----|----|----|----|----|----|----|----|
| Daily average | Monthly maximum | 162 | Daily average ELV 400 | | | | | | | | | | | | | | | | | | | | | | | | | | | | | | |
| | No. of invalid days | 0 | Daily average Kiln | | | | | | | | | | | | | | | | | | | | | | | | | | | | | | |
| | Total invalid 1/2 hours | 0 | Value valid? | | | | | | | | | | | | | | | | | | | | | | | | | | | | | | |
| | Sum of exceedances | 0 | No. of invalid 1/2 hours | | | | | | | | | | | | | | | | | | | | | | | | | | | | | | |
| | | | Value exceeds ELV (Y/N) | | | | | | | | | | | | | | | | | | | | | | | | | | | | | | |

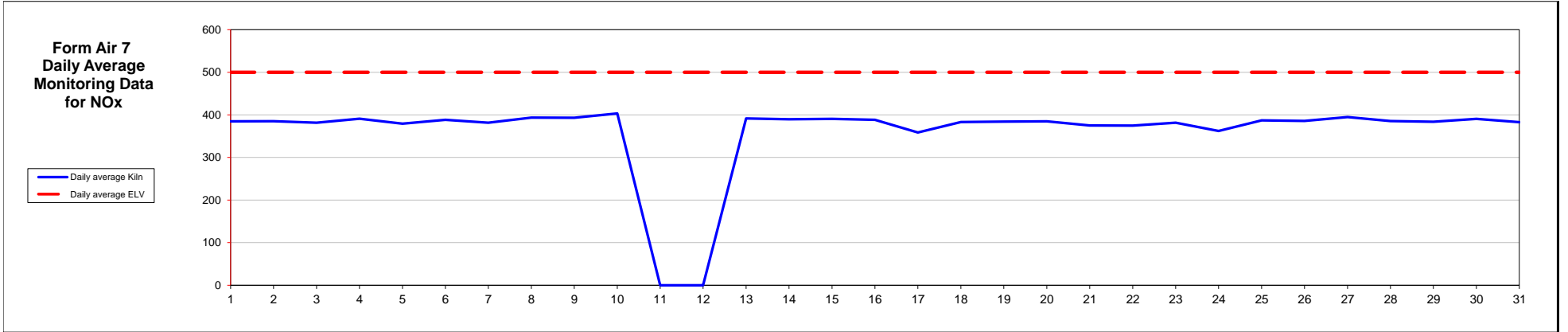
Signed [Redacted Signature] Date 17/04/2024
(Authorised to sign as representative of Tarmac Cement & Lime Ltd)

Permit Reference Number: BL3986ID

Operator: Tarmac Cement & Lime Ltd
Mar-24

Installation: Aberthaw Works

Kiln Report of Continuous Monitored Emissions (Emission Point A1)



Kiln

| Monthly summary | | Date | 1 | 2 | 3 | 4 | 5 | 6 | 7 | 8 | 9 | 10 | 11 | 12 | 13 | 14 | 15 | 16 | 17 | 18 | 19 | 20 | 21 | 22 | 23 | 24 | 25 | 26 | 27 | 28 | 29 | 30 | 31 |
|-----------------|-------------------------|------|-------------------------|---|---|---|---|---|---|---|---|----|----|----|----|----|----|----|----|----|----|----|----|----|----|----|----|----|----|----|----|----|----|
| Daily average | Monthly maximum | 403 | Daily average ELV | | | | | | | | | | | | | | | | | | | | | | | | | | | | | | |
| | No. of invalid days | 0 | Daily average Kiln | | | | | | | | | | | | | | | | | | | | | | | | | | | | | | |
| | Total invalid 1/2 hours | 0 | Value valid? | | | | | | | | | | | | | | | | | | | | | | | | | | | | | | |
| | Sum of exceedances | 0 | Value exceeds ELV (Y/N) | | | | | | | | | | | | | | | | | | | | | | | | | | | | | | |
| | | | | | | | | | | | | | | | | | | | | | | | | | | | | | | | | | |

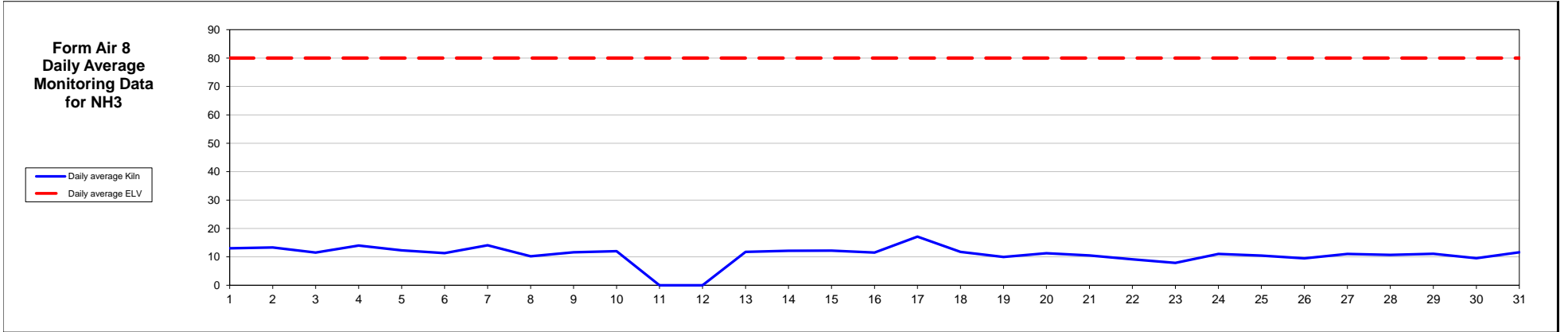
Signed [Redacted] Date 17/04/2024
(Authorised to sign as representative of Tarmac Cement & Lime Ltd)

Permit Reference Number: BL3986ID

Operator: Tarmac Cement & Lime Ltd
Mar-24

Installation: Aberthaw Works

Kiln Report of Continuous Monitored Emissions (Emission Point A1)



Kiln

| Monthly summary | | Date | 1 | 2 | 3 | 4 | 5 | 6 | 7 | 8 | 9 | 10 | 11 | 12 | 13 | 14 | 15 | 16 | 17 | 18 | 19 | 20 | 21 | 22 | 23 | 24 | 25 | 26 | 27 | 28 | 29 | 30 | 31 | | |
|-----------------|-------------------------|------|-------------------------|----|----|----|----|----|----|----|----|----|----|----|----|----|----|----|----|----|----|----|----|----|----|----|----|----|----|----|----|----|----|----|----|
| Daily average | Monthly maximum | 17 | 80 | 80 | 80 | 80 | 80 | 80 | 80 | 80 | 80 | 80 | 80 | 80 | 80 | 80 | 80 | 80 | 80 | 80 | 80 | 80 | 80 | 80 | 80 | 80 | 80 | 80 | 80 | 80 | 80 | 80 | 80 | | |
| | Daily average Kiln | | 13 | 13 | 12 | 14 | 12 | 11 | 14 | 10 | 12 | 12 | 0 | 0 | 12 | 12 | 12 | 12 | 12 | 17 | 12 | 10 | 11 | 10 | 9 | 8 | 11 | 10 | 10 | 11 | 11 | 11 | 11 | 10 | 12 |
| | No. of invalid days | | Y | Y | Y | Y | Y | Y | Y | Y | Y | Y | Y | Y | Y | Y | Y | Y | Y | Y | Y | Y | Y | Y | Y | Y | Y | Y | Y | Y | Y | Y | Y | Y | |
| | Total invalid 1/2 hours | 0 | 0 | 0 | 0 | 0 | 0 | 0 | 0 | 0 | 0 | 0 | 0 | 0 | 0 | 0 | 0 | 0 | 0 | 0 | 0 | 0 | 0 | 0 | 0 | 0 | 0 | 0 | 0 | 0 | 0 | 0 | 0 | 0 | 0 |
| | Sum of exceedances | 0 | Value exceeds ELV (Y/N) | N | N | N | N | N | N | N | N | N | N | N | N | N | N | N | N | N | N | N | N | N | N | N | N | N | N | N | N | N | N | N | N |

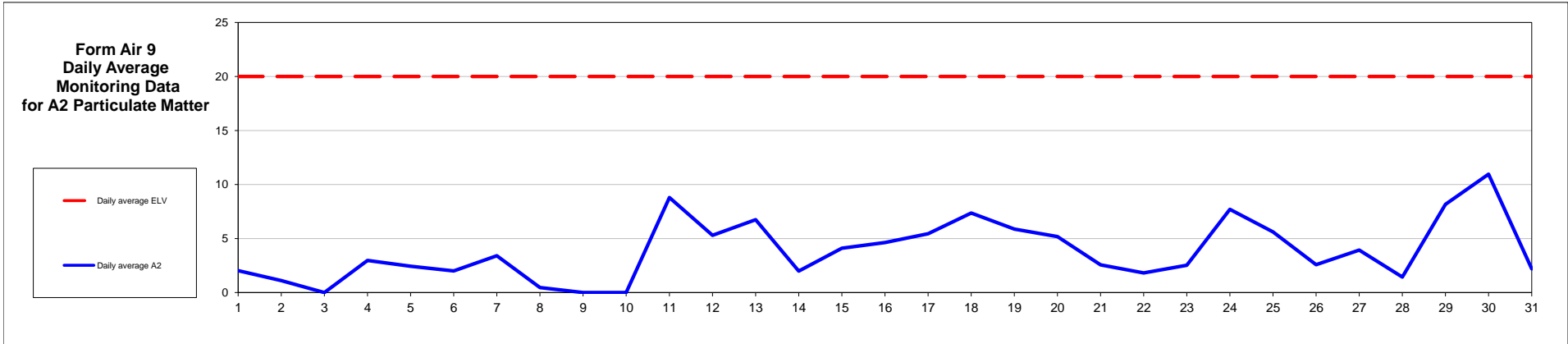
Signed [Redacted Signature] Date 17/04/2024
(Authorised to sign as representative of Tarmac Cement & Lime Ltd)

Permit Reference Number: BL3986ID

Operator: Tarmac Cement & Lime Ltd
Mar-24

Installation: Aberthaw Works

Cement Mill Report of Continuous Monitored Emissions (Emission Point A2)



Cement Mill

| Monthly summary | | Date | 1 | 2 | 3 | 4 | 5 | 6 | 7 | 8 | 9 | 10 | 11 | 12 | 13 | 14 | 15 | 16 | 17 | 18 | 19 | 20 | 21 | 22 | 23 | 24 | 25 | 26 | 27 | 28 | 29 | 30 | 31 | | |
|-----------------|-------------------------|-------|--------------------------|------|------|------|------|------|------|------|------|------|------|------|------|------|------|------|------|------|------|------|------|------|------|------|------|------|------|------|------|-------|------|---|---|
| Daily average | Monthly maximum | 10.96 | Daily average ELV | 20 | 20 | 20 | 20 | 20 | 20 | 20 | 20 | 20 | 20 | 20 | 20 | 20 | 20 | 20 | 20 | 20 | 20 | 20 | 20 | 20 | 20 | 20 | 20 | 20 | 20 | 20 | 20 | 20 | 20 | | |
| | Daily average A2 | | 2.02 | 1.11 | 0.00 | 2.98 | 2.43 | 2.01 | 3.41 | 0.46 | 0.00 | 0.00 | 8.79 | 5.30 | 6.75 | 1.99 | 4.11 | 4.62 | 5.44 | 7.36 | 5.88 | 5.18 | 2.57 | 1.81 | 2.52 | 7.71 | 5.61 | 2.58 | 3.94 | 1.43 | 8.17 | 10.96 | 2.20 | | |
| | No. of invalid days | | Value valid? | Y | Y | Y | Y | Y | Y | Y | Y | Y | Y | Y | Y | Y | Y | Y | Y | Y | Y | Y | Y | Y | Y | Y | Y | Y | Y | Y | Y | Y | Y | Y | |
| | Total invalid 1/2 hours | 0 | No. of invalid 1/2 hours | 0 | 0 | 0 | 0 | 0 | 0 | 0 | 0 | 0 | 0 | 0 | 0 | 0 | 0 | 0 | 0 | 0 | 0 | 0 | 0 | 0 | 0 | 0 | 0 | 0 | 0 | 0 | 0 | 0 | 0 | 0 | 0 |
| | Sum of exceedances | 0 | Value exceeds ELV (Y/N) | N | N | N | N | N | N | N | N | N | N | N | N | N | N | N | N | N | N | N | N | N | N | N | N | N | N | N | N | N | N | N | N |

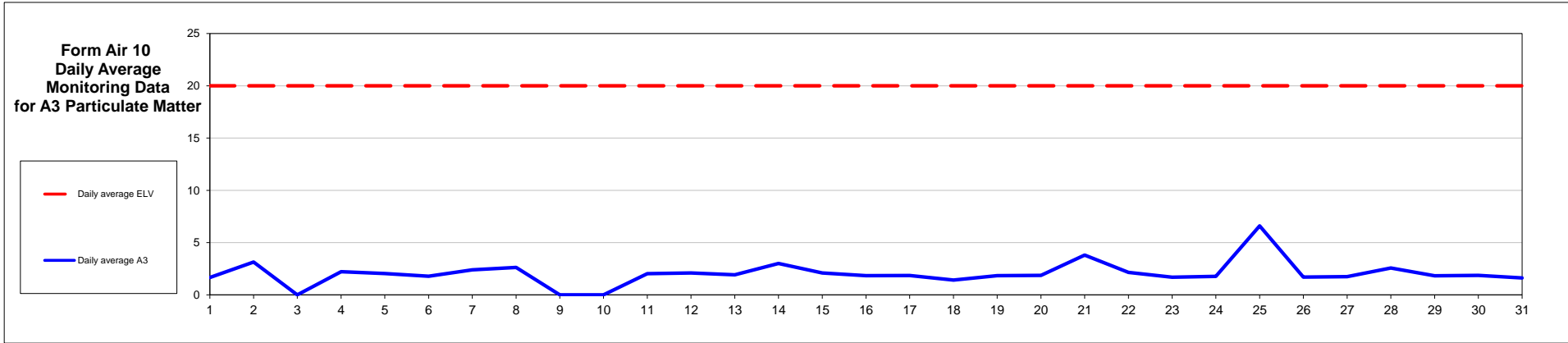
Signed [REDACTED] Date 17/04/2024
(Authorised to sign as representative of Tarmac Cement & Lime Ltd)

Permit Reference Number: BL3986ID

Operator: Tarmac Cement & Lime Ltd
Mar-24

Installation: Aberthaw Works

Cement Mill Report of Continuous Monitored Emissions (Emission Point A3)



Cement Mill

| Monthly summary | | Date | 1 | 2 | 3 | 4 | 5 | 6 | 7 | 8 | 9 | 10 | 11 | 12 | 13 | 14 | 15 | 16 | 17 | 18 | 19 | 20 | 21 | 22 | 23 | 24 | 25 | 26 | 27 | 28 | 29 | 30 | 31 | | |
|-----------------|-------------------------|------|--------------------------|------|------|------|------|------|------|------|------|------|------|------|------|------|------|------|------|------|------|------|------|------|------|------|------|------|------|------|------|------|------|------|---|
| Daily average | Monthly maximum | 6.60 | Daily average ELV | 20 | 20 | 20 | 20 | 20 | 20 | 20 | 20 | 20 | 20 | 20 | 20 | 20 | 20 | 20 | 20 | 20 | 20 | 20 | 20 | 20 | 20 | 20 | 20 | 20 | 20 | 20 | 20 | 20 | 20 | | |
| | Daily average A3 | 1.67 | Daily average A3 | 1.67 | 3.14 | 0.00 | 2.21 | 2.04 | 1.78 | 2.40 | 2.62 | 0.00 | 0.00 | 2.03 | 2.10 | 1.91 | 3.00 | 2.10 | 1.84 | 1.85 | 1.41 | 1.84 | 1.86 | 3.80 | 2.15 | 1.69 | 1.77 | 6.60 | 1.70 | 1.74 | 2.57 | 1.83 | 1.87 | 1.63 | |
| | No. of invalid days | | Value valid? | Y | Y | Y | Y | Y | Y | Y | Y | Y | Y | Y | Y | Y | Y | Y | Y | Y | Y | Y | Y | Y | Y | Y | Y | Y | Y | Y | Y | Y | Y | Y | |
| | Total invalid 1/2 hours | 0 | No. of invalid 1/2 hours | 0 | 0 | 0 | 0 | 0 | 0 | 0 | 0 | 0 | 0 | 0 | 0 | 0 | 0 | 0 | 0 | 0 | 0 | 0 | 0 | 0 | 0 | 0 | 0 | 0 | 0 | 0 | 0 | 0 | 0 | 0 | 0 |
| | Sum of exceedances | 0 | Value exceeds ELV (Y/N) | N | N | N | N | N | N | N | N | N | N | N | N | N | N | N | N | N | N | N | N | N | N | N | N | N | N | N | N | N | N | N | N |

Signed ██████████ Date 17/04/2024
(Authorised to sign as representative of Tarmac Cement & Lime Ltd)