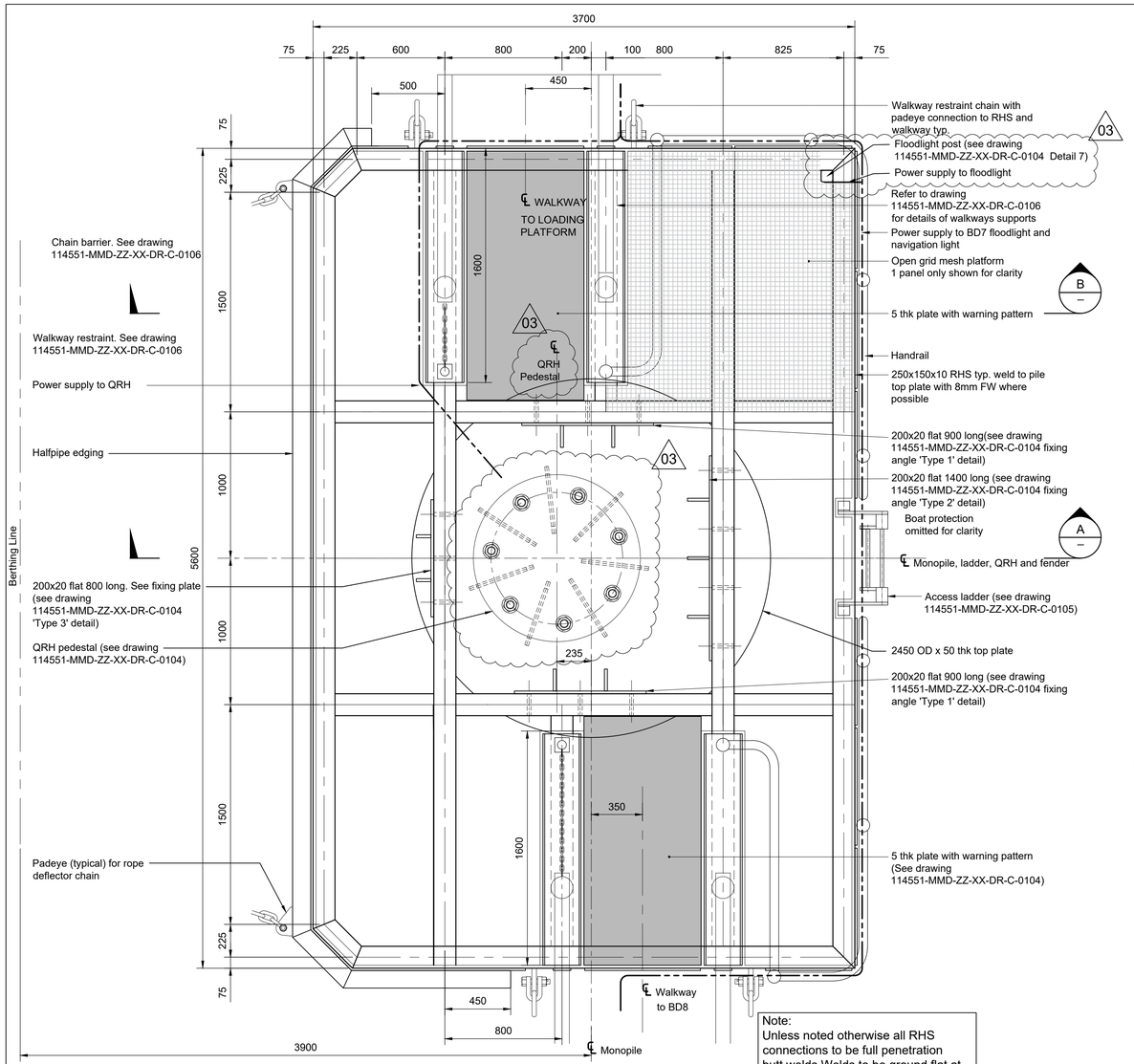

Plan on Berthing Dolphin Platform

1:20

Note:
Unless noted otherwise all RHS connections to be full penetration butt welds.Welds to be ground flat at top surface and along bottom surface where in contact with the top plate.

Note: panel divisions are indicative and are subject to the manufacturer's recommendation and approval by the Engineer

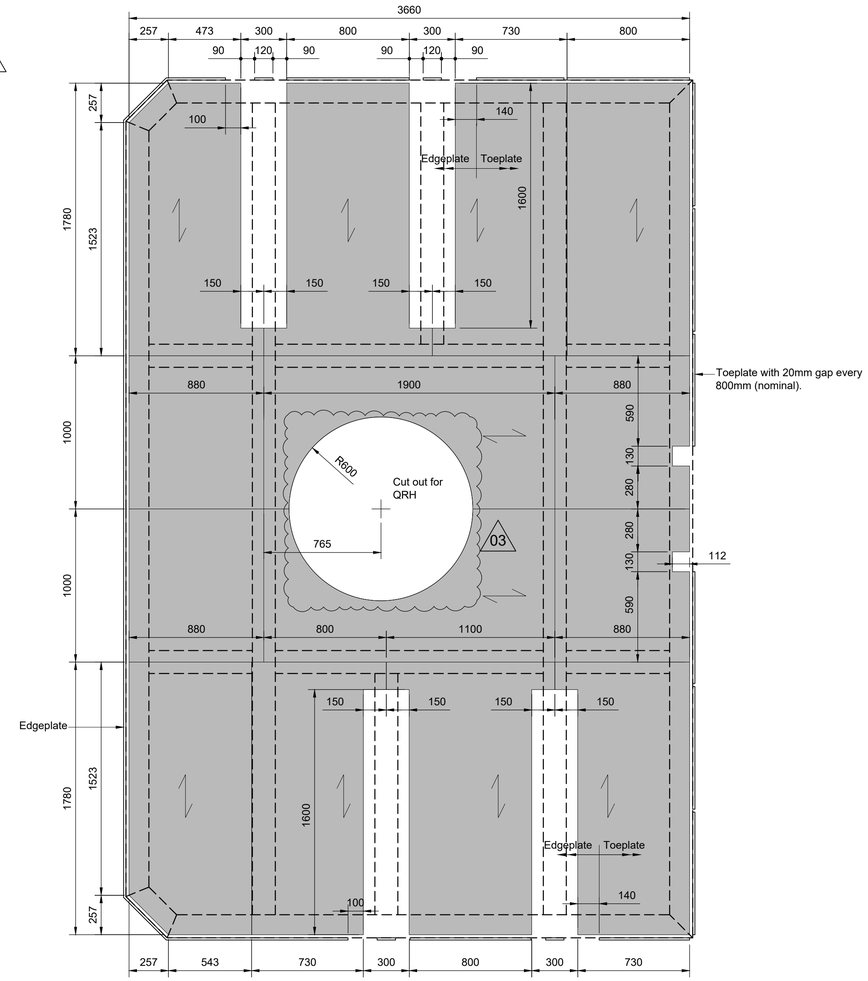

Plan on Open grid mesh platform, Edgeplate & Toeplate

1:20

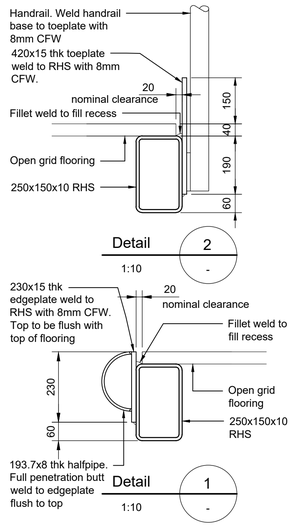

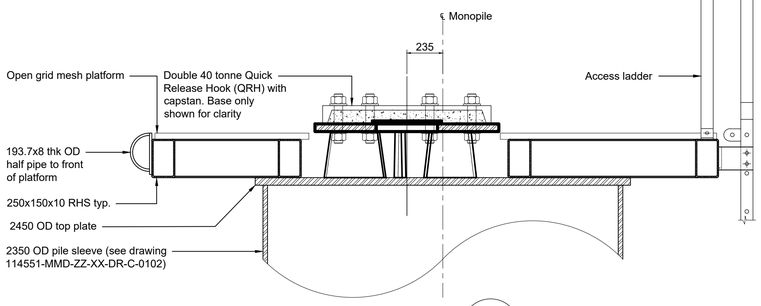

Section A

1:20

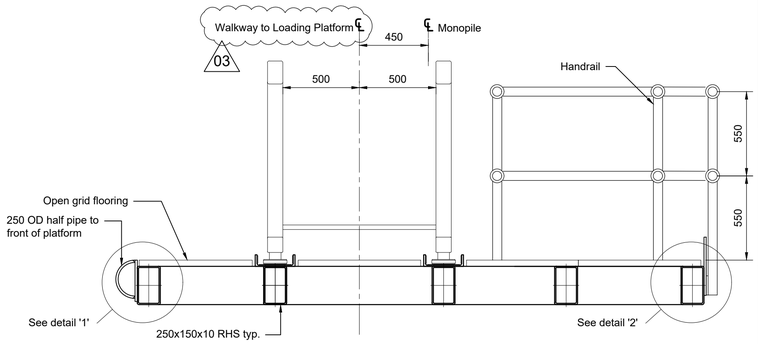

Section B

1:20

1:10 0 0.5m 1m

1:20 0 1m 2m

Notes

1. All dimensions are in millimetres unless noted otherwise.
2. Do not scale any items or information from this drawing set.
3. The steelwork dimensions are for a mean temperature of 15°C. This is consistent with the average sea water temperature in Milford Haven in August (anticipated time of installation).
4. It is the responsibility of the Contractor to ensure that fabrication drawings are in compliance with the design drawings. Any differences to the details shown in the drawings should be reported immediately to the Designer.
5. All steelwork to be to Execution Class EXC2 to BS EN 1090-2: 2018.
6. Steelwork grades to be:
   - Hollow sections: S355J2H to BS EN 10210-1:2006
   - Rolled sections: S355J2+N to BS EN 10025-2:2019
   - Plates and stiffeners: S355J2+N to BS EN 10025-2:2019
7. All welded connection of the steelwork shall be shop-welded, on-site welding shall be avoided. All welds shall be self-cleaning and shed water.
8. Weld symbols are in accordance with BS EN ISO 2553:2013 System A.
9. Fillet welds are shown by leg length.

10. All fillet welds shall be continuous on both sides of the joint unless shown otherwise.
11. Any additional welds that the fabricator may wish to use (e.g. to secure lifting devices) shall be subject to the approval of the Designer.
12. The fabricator may propose alternative weld details to those indicated provided that they offer equivalent or better strength. The alternatives shall not be used unless agreed by the Designer.
13. All bolting assemblies shall be to BS EN 14399 unless noted otherwise.
14. Open grid flooring to be Flowforge 41/50, 40x5 serrated bar with binding bar, galvanised or equivalent approved. Panel fixings to be as recommended by the manufacturer and subject to the approval of the Designer. Safe working load of 5kN/m^2.
15. Handrailing to be heavy duty 50NB standards with 32NB handrail by Redman Fisher or equivalent approved.
16. Chain to be class 2 to BS 6405 open link type 7, 9 dia. at approx. 2.0kg/m.
17. All chains to be to Lloyd's Register "Rules for the Manufacture, Testing and Certification of Materials" or equivalent approved.
18. Corrosion protection coating system to platform, QRH pedestal and fittings to be compliant with BS EN ISO 12944 for corrosivity category CX and immersion category Im4, with a life to first maintenance of at least 15 years.

03

Key to symbols

℄	Centerline	CFW	Continuous fillet weld
OD	Outer diameter	FBBW	Full penetration butt weld
BD	Berthing Dolphin		
QRH	Quick release hook		
	Open grid mesh platform		

Reference drawings

114551-MMD-ZZ-XX-DR-C-0001-General Arrangement - Plan & Location Sheet 1 of 2
114551-MMD-ZZ-XX-DR-C-0002-General Arrangement - Section & Elev. Sheet 2 of 2
114551-MMD-ZZ-XX-DR-C-0101-Monopile Build-up
114551-MMD-ZZ-XX-DR-C-0102-Monopile Oversleeve Details
114551-MMD-ZZ-XX-DR-C-0104-Platform Details Sheet 2 of 2
114551-MMD-ZZ-XX-DR-C-0105-Ladder Details
114551-MMD-ZZ-XX-DR-C-0106-Walkway End Details
114551-MMD-ZZ-XX-RP-C-0003-Designer's Hazard Elimination Management Record.

Rev	Date	Drawn	Description	Ch'k'd	App'd
P03	20.03.2024	JR	QRH studs, floodlight post and notes	JPF	KL
P02	06.02.2024	SS	For review and comment	JPF	KL
P01	02.02.2024	SS	For review and comment	JPF	RT

MOTT MACDONALD

2 Callaghan Sqaure
Cardiff
CF10 5BT
United Kingdom

T +44 (0)29 2046 7800
F +44 (0)29 2046 7801
W mottmac.com

Client

Valero Pembrokeshire Oil Terminal Ltd
Main Road
Waterston, Milford Haven
Pembrokeshire
SA73 1DR

Title

Valero Berthing Dolphin Replacement
Berthing Dolphin 7
Platform Details
Sheet 1 of 2

Designed	J. Rees	JR	Eng check	J. Fernandes	JPF
Drawn	S. Sahoo	SS	Coordination	J. Fernandes	JPF
Dwg check	R. Jones	RJ	Approved	K. Lee	KL

Scale at A1	Status	Rev	Security
As Shown	PRE	P03	STD

Drawing Number

114551-MMD-ZZ-XX-DR-C-0103

© Mott MacDonald
This document is issued for the party which commissioned it and for specific purposes connected with the captioned project only. It should not be relied upon by any other party or used for any other purpose.
We accept no responsibility for the consequences of this document being relied upon by any other party, or being used for any other purpose, or containing any error or omission which is due to an error or omission in data supplied to us by other parties.