



**The Environmental Permitting (England
and Wales) Regulations 2010**

**Permit: EPR/LP3030XA
Cardiff Energy Recovery Facility**

**Environmental Monitoring Report
Q2 2024**

1 April – 30 June 2024

Prepared by:
Viridor Energy
Cardiff ERF
Trident Park
Glass Avenue
Cardiff
CF24 5EN



Viridor

Quality Assurance

This report has been prepared with all reasonable skill, care and diligence. Information reported herein is based on the interpretation of data collected and has been accepted in good faith as being accurate and valid.

Report Details

Report Title:	Cardiff Energy Recovery Facility Environmental Report Q2 1 April – 30 June 2024
Report Date:	July 2024
Version:	1

Report Generated By

Name:	[REDACTED]
Position:	Plant Manager – Cardiff ERF

1. Introduction

Cardiff Energy Recovery Facility is located immediately north of Cardiff Docks. The facility has an annual throughput of up to 425,000 tonnes per year of residual municipal and C&I waste and has the capability of exporting approximately 33.5 MW of electrical power from the process.

In accordance with the requirements of Permit EPR/LP3030XA issued by Natural Resources Wales to Viridor Waste Management Limited (Viridor) on 21 December 2022, Viridor is required to submit an Environmental Monitoring Report on a quarterly basis.

This report summarises the environmental data collected at the site during the Q2 of 2024 (1 April – 30 June 2024).

The report will cover the following areas of environmental monitoring:

- Section 2 – Point Source Emissions to Air
- Section 3 – Point Source Emissions to Water
- Section 4 – Residue Quality Monitoring Requirements

2. Point Source Emissions to Air

2.1. Introduction

Permit Condition 3.6.1 and Table S3.1 require Viridor to undertake performance monitoring of the point source emissions to air arising at sample points A1 and A2 on a continuous and periodic basis.

A summary of the continuous point source emissions to air monitoring data at sample point A1 and A2, for the period, is included as Table 1.

The measurement frequency for periodic point source emissions to air monitoring data at sample point A1 and A2 is on a bi-annual basis, after 12 months of operation.

2.2 Commentary on Data

The concentrations recorded were obtained by running a quarterly continuous emissions report on CDAS software report.

Availability of waste combustion Line 1 was 2,048 hours

As this quarter had 91 days (91 days x 24 hours = 2184 hours)
Line 1 was in operation 93.77%

Availability of waste combustion Line 2 was 2,183 hours (99.95%).

This installation generated 80,457 MWh of electricity during the period.

2.3 Schedule Notices Issued

One Schedule 5 notification was submitted to NRW during this period, the details are below:

11 June 2024

From 1000h to 1029h

Line 1

VOC half hourly average recorded value was 1029.74mg/m³

Line 1 was not in normal operating condition at this time

Table 1: Emissions to Air from A1 and A2 (CEMS) taken from ENVEA (new name for A1- Cbiss) reports.

See attached PDF Data Sheets as agreed with NRW.

Table 2: Emissions to Air from A1 and A2 Periodic

Results of 6-monthly emissions testing reported to Viridor on 16th April 2024:

Substance / Parameter	Emission Limit Value	Reference Period	A1 Result	Uncertainty	Sample Date / Time	A2 Result	Uncertainty	Sample Date / Time	Test Method
Hydrogen fluoride	1 mg/m ³	Periodic. Average of three consecutive measurements of at least 30 minutes each	0.03	0.03	13/3/24 0935-1555h	0.04	0.04	19/3/24 0842-1450h	CEN TS 17340
Hg and its compounds	0.02 mg/m ³		0.0016	0.0019	15/3/24 0837-1210h	0.0061	0.0009	21/3/24 0835-1215h	SRM - BS EN 13211 / MID 14385
Cd and Tl and their compounds.	0.02 mg/m ³		0.0007	0.0013	12/3/24 1000-1328h	0.0008	0.0013	18/3/24 1225-1554h	SRM - BS EN 14385
Sb, As, Pb, Cr, Co, Cu, Mn, Ni, V and their compounds	0.3 mg/m ³		0.144	0.020	12/3/24 1000-1328h	0.040	0.006	18/3/24 1225-1554h	SRM - BS EN 14385
Dioxins & Furans (I-TEQ)	0.06 ng/m ³	Periodic. Average over minimum 6 hours, maximum 8 hour period	0.0080	0.0012	13/3/24 0928-1555h	0.0032	0.0005	20/3/24 0940-1548h	SRM - BS EN 1948-1
PCBs (WHO-TEQ Humans / Mammals)	None set ng/m ³		0.0005	0.00003		0.0002			
PCBs (WHO-TEQ Fish)	None set ng/m ³		0.00003	0.000001		0.00002			
PCBs (WHO-TEQ Birds)	None set ng/m ³		0.0012	0.0001		0.1420			
Dioxins/Furans (WHO-TEQ Humans/Mammals)	None set ng/m ³		0.0074	0.0011		0.0030			
Dioxins/Furans (WHO-TEQ Fish)	None set ng/m ³		0.0083	0.0013		0.0033			
Dioxins/Furans (WHO-TEQ Birds)	None set ng/m ³	0.0159	0.0024	0.0069					

Substance / Parameter	Emission Limit Value	Reference Period	A1 Result	Uncertainty	Sample Date / Time	A2 Result	Uncertainty	Sample Date / Time	Test Method
Anthanthrene	None set $\mu\text{g}/\text{m}^3$	Periodic. Average over minimum 6 hours, maximum 8 hour period	<0.001	201.5	11/3/24 0935-1542h	<0.001	201.5	19/3/24 0840-1446h	SRM - BS ISO 11338 - 1 & 2
Benzo(a)anthracene	None set $\mu\text{g}/\text{m}^3$		<0.001	201.5		<0.001	201.5		
Benzo(b)fluoranthene	None set $\mu\text{g}/\text{m}^3$		<0.001	201.5		<0.001	201.5		
Benzo(k)fluoranthene	None set $\mu\text{g}/\text{m}^3$		<0.001	201.5		<0.001	201.5		
Benzo(b)naphtho(1,2-d)thiophene	None set $\mu\text{g}/\text{m}^3$		<0.001	201.5		<0.001	201.5		
Benzo(c)phenanthrene	None set $\mu\text{g}/\text{m}^3$		<0.001	201.5		<0.001	201.5		
Benzo(ghi)perylene	None set $\mu\text{g}/\text{m}^3$		<0.001	201.5		<0.001	201.5		
Benzo(a)pyrene	None set $\mu\text{g}/\text{m}^3$		<0.001	201.5		<0.001	201.5		
Cholanthrene	None set $\mu\text{g}/\text{m}^3$		<0.001	201.5	<0.001	201.5			
Chrysene	None set $\mu\text{g}/\text{m}^3$		0.00	181.9	<0.001	201.5			
Cyclopenta(cd)pyrene	None set $\mu\text{g}/\text{m}^3$		<0.001	201.5	<0.001	201.5			
Dibenzo(ah)anthracene	None set $\mu\text{g}/\text{m}^3$		<0.001	201.5	<0.001	201.5			
Dibenzo(ai)pyrene	None set $\mu\text{g}/\text{m}^3$		<0.001	201.5	<0.001	201.5			
Fluoranthene	None set $\mu\text{g}/\text{m}^3$		0.01	31.6	0.01	38.0			
Indeno(123-cd)pyrene	None set $\mu\text{g}/\text{m}^3$		<0.001	201.5	<0.001	201.5			
Naphthalene	None set $\mu\text{g}/\text{m}^3$		0.19	24.8	0.19	24.8			

3. Point Source Emissions to Water

3.1. Introduction

Permit Condition 3.1.1 and Table S3.2 requires Viridor to ensure sample point W1 is free of oil, grease and visible solids.

3.2 Commentary on Data

During the quarter monitoring point W1 has remained free of oil and grease.

3.3 Schedule Notices Issued

No Permit limit exceedances were recorded during the review period for emissions to water.

4. Residue Quality Monitoring Requirements

4.1. Introduction

Permit Condition 3.6.1(c) and Table S3.5 require Viridor to undertake residue quality monitoring at quarterly intervals following the first year of operation. This applies for both bottom ash and air pollution control residues.

4.2 Commentary on Data

Incinerator Bottom Ash

Figures shown in Table 3 detail the quarterly analysis undertaken in line with the criteria laid out in the ESA protocol.

Air Pollution Control Residues

Figures shown in Table 3 detail the analysis undertaken during the quarter.

Table 3: Residue Quality

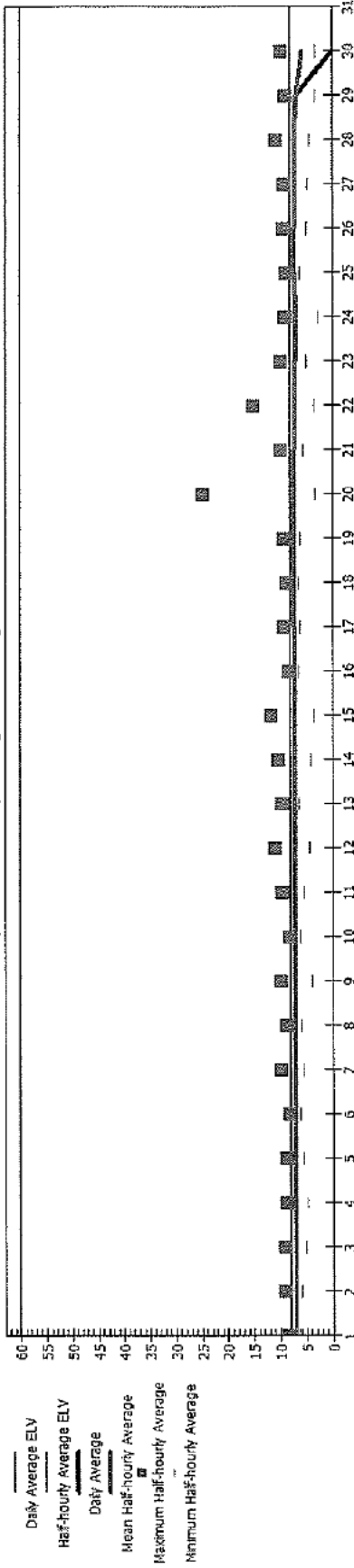
Residue quality					
Parameter	Limit	Normal Operation			
		Bottom ash		APC Residues	
		Line 1	Line 2	Line 1	Line 2
		Received at lab 21/05/2024 Reported to Viridor 05/06/2024	Received at lab 21/05/2024 Reported to Viridor 05/06/2024		
Total Organic Carbon	3%	<1%	<1%		
		Composite			
		Received at lab 14/05/2024 Reported to Viridor 29/05/2024	Received at lab 17/04/2024 Metals reported to Viridor 29/04/2024 D, F + PCBs reported to Viridor 02/05/2024	Received at lab 17/04/2024 Metals reported to Viridor 01/05/2024 D, F + PCBs reported to Viridor 02/05/2024	
Antimony (mg/kg)	---	398	894	1035.4	
Arsenic (mg/kg)	---	35	64	61.9	
Cadmium (mg/kg)	---	22	225	246	
Chromium (mg/kg)	---	143	39	36.9	
Cobalt (mg/kg)	---	98	5.4	4.77	
Copper (mg/kg)	---	1571	488	497.1	
Manganese (mg/kg)	---	975	357	371.4	
Mercury (mg/kg)	---	8.6	2.0	5.33	
Nickel (mg/kg)	---	104	15	13.97	
Lead (mg/kg)	---	426	1279	1291.9	
Thallium (mg/kg)	---	1.7	1.2	1.16	
Vanadium (mg/kg)	---	35	5.9	5.98	
Zinc (mg/kg)	---	3867	11730	10729.2	
Dioxins / Furans (WHO 2005 TEQ) (ng/kg)	---	Dioxins = 2.58 Furans = 3.16	Dioxins = 83.4 Furans = 120	Dioxins = 75.7 Furans = 122	
PCB (WHO 2005 TEQ) (ng/kg)	---	0.137	2.08	1.77	

Permit Reference Number : LP3030XA
 Installation: trident park cardiff

Operator : Viridor
 Form Number:

Reporting of Continuously Monitored Emissions to Air for HCl mg/m3 at Emission Point A1 For the month of April 2024

Daily and Half-hourly Average Monitoring Data



Monthly summary		Date	1	2	3	4	5	6	7	8	9	10	11	12	13	14	15	16	17	18	19	20	21	22	23	24	25	26	27	28	29	30	31
Half-hourly average	Half-hourly average ELV		60	60	60	60	60	60	60	60	60	60	60	60	60	60	60	60	60	60	60	60	60	60	60	60	60	60	60	60	60	60	60
	Maximum Half-hourly average	25	8	9	9	9	8	10	9	10	8	10	11	10	10	12	8	9	9	9	9	25	10	15	10	9	9	9	11	9	10		
	Mean Half-hourly average	7	7	7	7	7	7	7	7	7	7	7	7	7	7	7	7	7	7	7	7	7	7	7	7	7	7	7	7	7	7	7	6
	Minimum Half-hourly average	3	6	5	5	6	6	6	5	4	6	5	4	6	4	3	6	6	7	6	3	6	3	5	3	6	5	5	4	3	3		
	Total Invalid results	0	0	0	0	0	0	0	0	0	0	0	0	0	0	0	0	0	0	0	0	0	0	0	0	0	0	0	0	0	0	0	0
Daily average	Sum of exceedances	0	0	0	0	0	0	0	0	0	0	0	0	0	0	0	0	0	0	0	0	0	0	0	0	0	0	0	0	0	0	0	0
	Daily average ELV		8	8	8	8	8	8	8	8	8	8	8	8	8	8	8	8	8	8	8	8	8	8	8	8	8	8	8	8	8	8	8
	Monthly maximum	7	7	7	7	7	7	7	7	7	7	7	7	7	7	7	7	7	7	7	7	7	7	7	7	7	7	7	7	7	7	7	N/A
	No of invalid days	0	Y	Y	Y	Y	Y	Y	Y	Y	Y	Y	Y	Y	Y	Y	Y	Y	Y	Y	Y	Y	Y	Y	Y	Y	Y	Y	Y	Y	Y	Y	Y
	Sum of exceedances	0	N	N	N	N	N	N	N	N	N	N	N	N	N	N	N	N	N	N	N	N	N	N	N	N	N	N	N	N	N	N	N

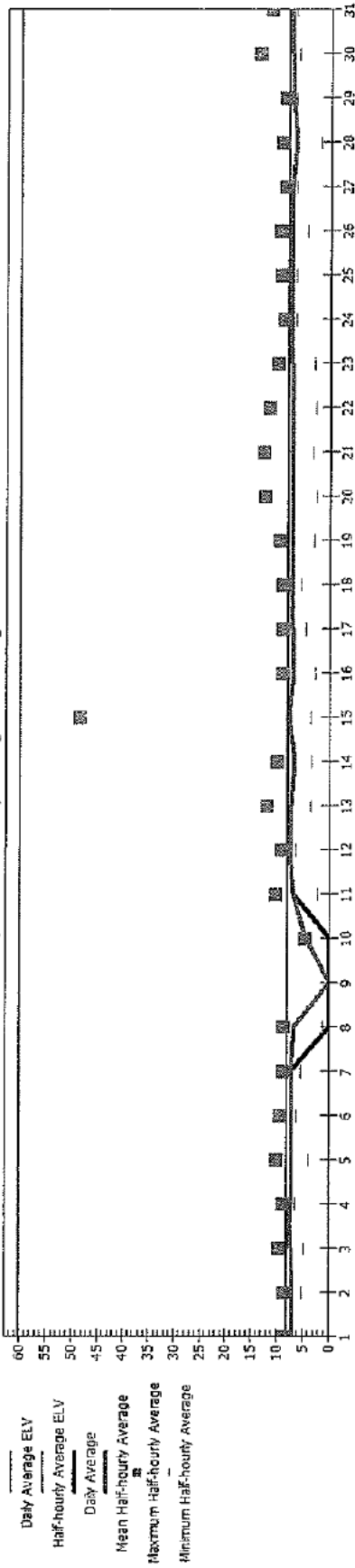
Signed: [Redacted] Date: 10/7/24
 (Authorised to sign as a representative of the Operator)

Permit Reference Number : LP3030XA
 Installation: trident park cardiff

Operator : Viridor
 Form Number:

Reporting of Continuously Monitored Emissions to Air for HCl mg/m3 at Emission Point A1 For the month of May 2024

Daily and Half-hourly Average Monitoring Data



	Monthly summary		Date																																							
	Monthly maximum	Monthly mean	Monthly minimum	Total Invalid results	Sum of exceedances	Daily average ELV	Daily average	Value Valid?	Value Exceeds ELV?	1	2	3	4	5	6	7	8	9	10	11	12	13	14	15	16	17	18	19	20	21	22	23	24	25	26	27	28	29	30	31		
Half-hourly average	48	7	1	0	0	8	7	Y	N	60	60	60	60	60	60	60	60	60	60	60	60	60	60	60	60	60	60	60	60	60	60	60	60	60	60	60	60	60	60	60		
Daily average	8	7	0	0	0	7	7	Y	N	9	9	9	9	9	9	9	9	9	9	9	9	9	9	9	9	9	9	9	9	9	9	9	9	9	9	9	9	9	9	9	9	
										Off	Off	Off	Off	Off	Off	Off	Off	Off	Off	Off	Off	Off	Off	Off	Off	Off	Off	Off	Off	Off	Off	Off	Off	Off	Off	Off	Off	Off	Off	Off	Off	
										7	7	7	7	7	7	7	7	7	7	7	7	7	7	7	7	7	7	7	7	7	7	7	7	7	7	7	7	7	7	7	7	7
										5	5	5	5	5	5	5	5	5	5	5	5	5	5	5	5	5	5	5	5	5	5	5	5	5	5	5	5	5	5	5	5	5
										0	0	0	0	0	0	0	0	0	0	0	0	0	0	0	0	0	0	0	0	0	0	0	0	0	0	0	0	0	0	0	0	0
										0	0	0	0	0	0	0	0	0	0	0	0	0	0	0	0	0	0	0	0	0	0	0	0	0	0	0	0	0	0	0	0	0
										8	8	8	8	8	8	8	8	8	8	8	8	8	8	8	8	8	8	8	8	8	8	8	8	8	8	8	8	8	8	8	8	8
										7	7	7	7	7	7	7	7	7	7	7	7	7	7	7	7	7	7	7	7	7	7	7	7	7	7	7	7	7	7	7	7	7
										Y	Y	Y	Y	Y	Y	Y	Y	Y	Y	Y	Y	Y	Y	Y	Y	Y	Y	Y	Y	Y	Y	Y	Y	Y	Y	Y	Y	Y	Y	Y	Y	
										N	N	N	N	N	N	N	N	N	N	N	N	N	N	N	N	N	N	N	N	N	N	N	N	N	N	N	N	N	N	N	N	

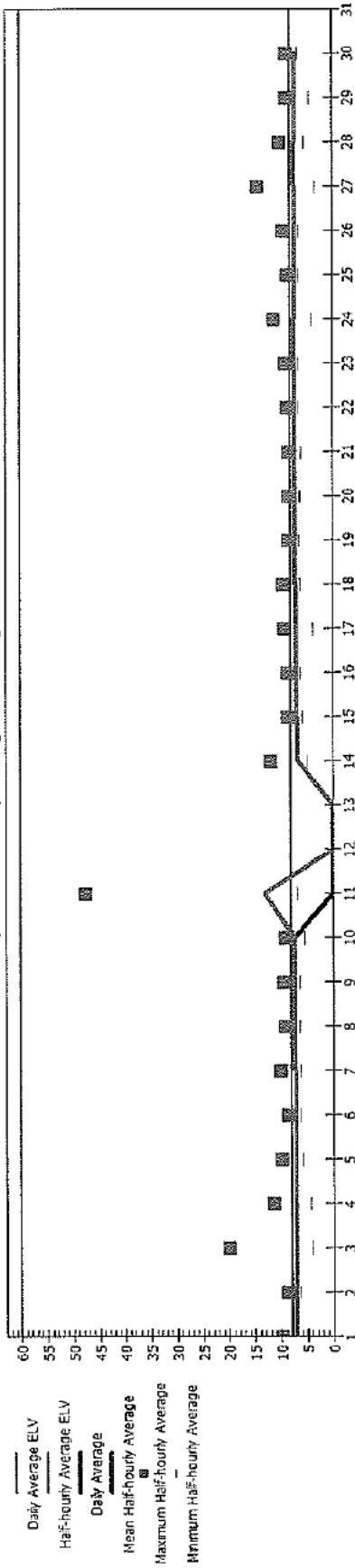
Signed: [Redacted] Date: 10/7/24
 (Authorised to sign as a representative of the Operator)

Permit Reference Number : LP3030XA
 Installation: trident park cardiff

Operator : Viridor
 Form Number:

Reporting of Continuously Monitored Emissions to Air for HCl mg/m3 at Emission Point A1 For the month of June 2024

Daily and Half-hourly Average Monitoring Data



Monthly summary		Date	1	2	3	4	5	6	7	8	9	10	11	12	13	14	15	16	17	18	19	20	21	22	23	24	25	26	27	28	29	30	31	
Half-hourly	Monthly maximum	Half-hourly average ELV	60	60	60	60	60	60	60	60	60	60	60	60	60	60	60	60	60	60	60	60	60	60	60	60	60	60	60	60	60	60	60	
	Monthly mean	Maximum Half-hourly average	10	9	20	11	10	8	10	9	9	9	47	Off	Off	12	8	9	9	9	8	8	8	9	9	11	8	9	14	10	9	9		
Half-hourly	Monthly minimum	Mean Half-hourly average	7	7	7	7	7	7	7	7	7	7	13	Off	Off	7	7	7	7	7	7	7	7	7	7	7	7	7	7	7	7	7		
average	Total Invalid results	Minimum Half-hourly average	5	7	4	4	6	6	7	6	5	7	Off	Off		5	6	6	4	6	6	6	6	7	6	4	6	7	3	5	4	7		
	Sum of exceedances	No of Invalid results	0	0	0	0	0	0	0	0	0	0	0	0	0	0	0	0	0	0	0	0	0	0	0	0	0	0	0	0	0	0	0	
Daily	Monthly maximum	No of exceedances of ELV	0	0	0	0	0	0	0	0	0	0	0	0	0	0	0	0	0	0	0	0	0	0	0	0	0	0	0	0	0	0	0	
average	No of invalid days	Daily average ELV	8	8	8	8	8	8	8	8	8	8	8	8	8	8	8	8	8	8	8	8	8	8	8	8	8	8	8	8	8	8	8	
	Sum of exceedances	Daily average	7	7	7	7	7	7	7	7	7	7	N/A	Off	7	7	7	7	7	7	7	7	7	7	7	7	7	7	7	7	7	7	7	
		Value Valid?	Y	Y	Y	Y	Y	Y	Y	Y	Y	Y	Y	Y	Y	Y	Y	Y	Y	Y	Y	Y	Y	Y	Y	Y	Y	Y	Y	Y	Y	Y	Y	
		Value Exceeds ELV?	N	N	N	N	N	N	N	N	N	N	N	N	N	N	N	N	N	N	N	N	N	N	N	N	N	N	N	N	N	N	N	N

Signed..... Date: 10/07/24

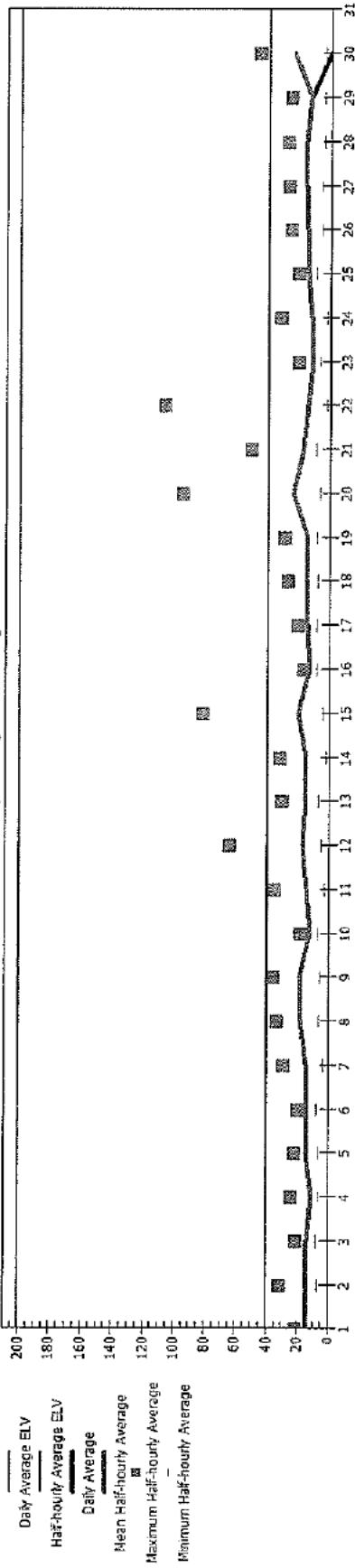
(Authorised to sign as a representative of the Operator)

Permit Reference Number : LP3030XA
 Installation: trident park cardiff

Operator : Viridor
 Form Number:

Reporting of Continuously Monitored Emissions to Air for SO2 mg/m3 at Emission Point A1 For the month of April 2024

Daily and Half-hourly Average Monitoring Data



Monthly summary	Date																														
	1	2	3	4	5	6	7	8	9	10	11	12	13	14	15	16	17	18	19	20	21	22	23	24	25	26	27	28	29	30	31
Half-hourly average	21	31	21	24	21	20	29	33	36	18	34	64	30	32	81	17	20	27	29	95	51	108	20	32	20	25	26	28	25	46	
Half-hourly maximum	14	14	14	11	14	13	14	18	19	12	14	17	15	20	12	14	15	14	14	24	17	14	11	12	14	15	16	15	13	24	
Half-hourly minimum	9	7	8	6	6	7	3	6	5	7	2	5	7	2	4	8	8	8	6	9	2	6	2	9	8	6	4	4	3		
Total invalid results	0	0	0	0	0	0	0	0	0	0	0	0	0	0	0	0	0	0	0	0	0	0	0	0	0	0	0	0	0	0	
Sum of exceedances	0	0	0	0	0	0	0	0	0	0	0	0	0	0	0	0	0	0	0	0	0	0	0	0	0	0	0	0	0	0	
Daily average	40	40	40	40	40	40	40	40	40	40	40	40	40	40	40	40	40	40	40	40	40	40	40	40	40	40	40	40	40	40	
Daily maximum	14	14	14	11	14	13	14	18	19	12	14	17	15	20	12	14	15	14	14	24	17	14	11	12	14	15	16	15	13	24	
No of invalid days	Y	Y	Y	Y	Y	Y	Y	Y	Y	Y	Y	Y	Y	Y	Y	Y	Y	Y	Y	Y	Y	Y	Y	Y	Y	Y	Y	Y	Y	N/A	
Sum of exceedances	N	N	N	N	N	N	N	N	N	N	N	N	N	N	N	N	N	N	N	N	N	N	N	N	N	N	N	N	N	N	N

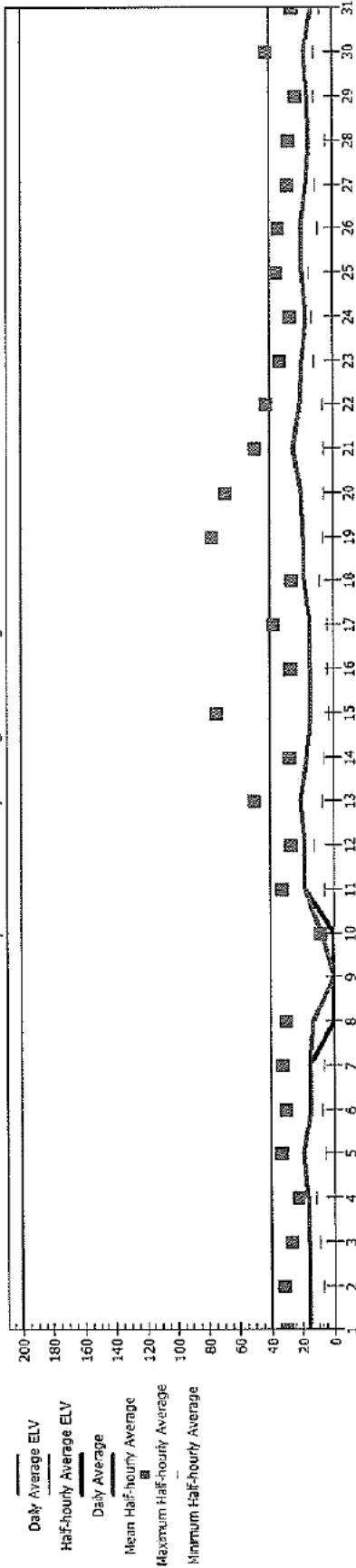
Signed: [Redacted] Date: 10/07/24
 (Authorised to sign as a representative of the Operator)

Permit Reference Number: LP3030XA
 Installation: trident park cardiff

Operator: Viridor
 Form Number:

Reporting of Continuously Monitored Emissions to Air for SO2 mg/m3 at Emission Point A1 For the month of May 2024

Daily and Half-hourly Average Monitoring Data



Monthly summary	Date																															
	1	2	3	4	5	6	7	8	9	10	11	12	13	14	15	16	17	18	19	20	21	22	23	24	25	26	27	28	29	30	31	
Half-hourly average ELV	200	200	200	200	200	200	200	200	200	200	200	200	200	200	200	200	200	200	200	200	200	200	200	200	200	200	200	200	200	200	200	200
Monthly maximum	31	31	27	22	33	31	33	30	Off	8	33	27	50	26	74	27	38	26	78	68	49	42	34	27	35	34	28	27	23	42	25	
Monthly mean	15	15	16	16	19	15	15	12	Off	8	18	18	21	16	13	14	14	18	18	20	25	21	19	17	19	20	16	14	16	18	13	
Monthly minimum	7	7	9	12	5	8	6	0	Off	8	6	12	7	6	3	4	8	6	5	5	6	11	13	15	9	11	4	12	11	8		
Total Invalid results	0	0	0	0	0	0	0	0	0	0	0	0	0	0	0	0	0	0	0	0	0	0	0	0	0	0	0	0	0	0	0	
Sum of exceedances	0	0	0	0	0	0	0	0	Off	0	0	0	0	0	0	0	0	0	0	0	0	0	0	0	0	0	0	0	0	0	0	
Daily average ELV	40	40	40	40	40	40	40	40	40	40	40	40	40	40	40	40	40	40	40	40	40	40	40	40	40	40	40	40	40	40	40	
Monthly maximum	15	15	16	16	19	15	15	N/A	Off	N/A	18	21	16	13	14	14	18	18	20	25	21	19	17	19	20	16	14	16	18	13		
No of invalid days	Y	Y	Y	Y	Y	Y	Y	Y	Y	Y	Y	Y	Y	Y	Y	Y	Y	Y	Y	Y	Y	Y	Y	Y	Y	Y	Y	Y	Y	Y		
Sum of exceedances	N	N	N	N	N	N	N	N	N	N	N	N	N	N	N	N	N	N	N	N	N	N	N	N	N	N	N	N	N	N	N	

Signed: [Redacted] Date: 10/7/24

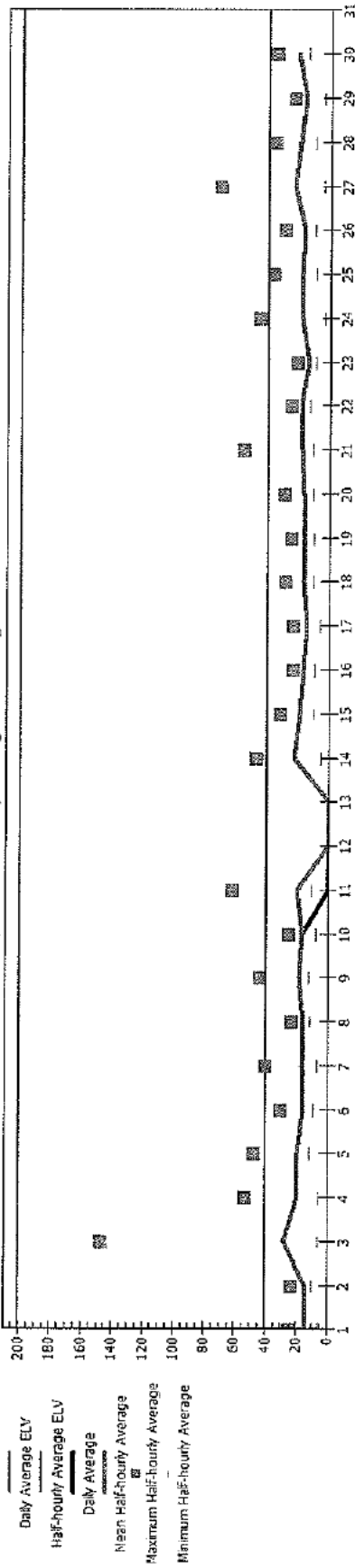
(Authorised to sign as a representative of the Operator)

Permit Reference Number : LP3030XA
 Installation: trident park cardiff

Operator : Viridor
 Form Number:

Reporting of Continuously Monitored Emissions to Air for SO2 mg/m3 at Emission Point A1 For the month of June 2024

Daily and Half-hourly Average Monitoring Data



Monthly summary		Date	1	2	3	4	5	6	7	8	9	10	11	12	13	14	15	16	17	18	19	20	21	22	23	24	25	26	27	28	29	30	31
Half-hourly average	Half-hourly average ELV		200	200	200	200	200	200	200	200	200	200	200	200	200	200	200	200	200	200	200	200	200	200	200	200	200	200	200	200	200	200	200
	Monthly maximum	147	25	23	147	53	47	30	40	23	43	25	62	Off	Off	47	31	23	23	28	25	29	56	25	21	45	36	29	70	35	23	35	
	Monthly mean	18	14	14	28	20	19	16	17	16	18	16	20	Off	Off	22	19	16	14	17	16	16	18	19	14	18	17	23	20	16	21		
	Monthly minimum	3	6	10	6	5	11	9	7	11	12	8	11	Off	Off	5	10	9	5	10	10	11	11	13	9	3	9	10	4	10	4	15	
Daily average	Total Invalid results	0	0	0	0	0	0	0	0	0	0	0	0	0	0	0	0	0	0	0	0	0	0	0	0	0	0	0	0	0	0	0	
	Sum of exceedances	0	0	0	0	0	0	0	0	0	0	0	0	0	0	0	0	0	0	0	0	0	0	0	0	0	0	0	0	0	0	0	
	Monthly maximum	28	40	40	40	40	40	40	40	40	40	40	40	40	40	40	40	40	40	40	40	40	40	40	40	40	40	40	40	40	40	40	
	No of invalid days	0	Y	Y	Y	Y	Y	Y	Y	Y	Y	Y	Y	Y	Y	Y	Y	Y	Y	Y	Y	Y	Y	Y	Y	Y	Y	Y	Y	Y	Y	Y	
Sum of exceedances		0	N	N	N	N	N	N	N	N	N	N	N	N	N	N	N	N	N	N	N	N	N	N	N	N	N	N	N	N	N	N	

Signed: [Redacted] Date: 10/7/24

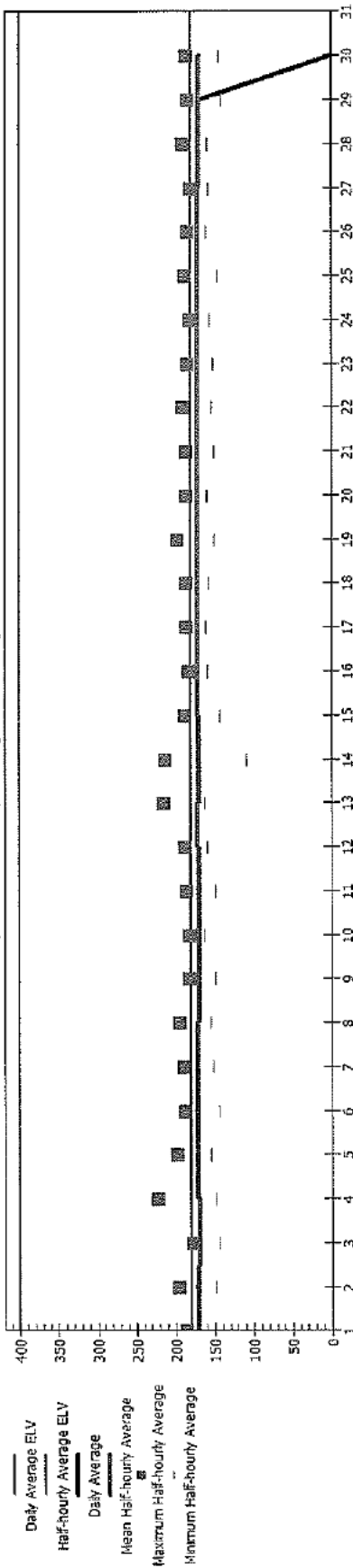
(Authorised to sign as a representative of the Operator)

Permit Reference Number : LP3030XA
 Installation: trident park cardiff

Operator : Viridor
 Form Number:

Reporting of Continuously Monitored Emissions to Air for NOx mg/m3 at Emission Point A1 For the month of April 2024

Daily and Half-hourly Average Monitoring Data



Monthly summary		Date	1	2	3	4	5	6	7	8	9	10	11	12	13	14	15	16	17	18	19	20	21	22	23	24	25	26	27	28	29	30	31
Half-hourly average		Half-hourly average ELV	400	400	400	400	400	400	400	400	400	400	400	400	400	400	400	400	400	400	400	400	400	400	400	400	400	400	400	400	400	400	400
	221	Maximum Half-hourly average	185	196	177	221	197	186	188	194	181	181	186	187	214	214	187	183	185	184	196	185	186	189	183	180	187	183	180	189	184	185	
	170	Mean Half-hourly average	171	171	169	170	170	172	170	171	169	170	169	171	171	169	170	170	171	171	171	171	171	171	171	171	170	170	170	170	169	169	
	108	Minimum Half-hourly average	161	149	144	148	154	145	151	155	148	161	149	158	162	108	143	159	161	158	149	159	149	153	152	156	146	160	157	158	141	145	
	0	Total Invalid results	0	0	0	0	0	0	0	0	0	0	0	0	0	0	0	0	0	0	0	0	0	0	0	0	0	0	0	0	0	0	
	0	Sum of exceedances	0	0	0	0	0	0	0	0	0	0	0	0	0	0	0	0	0	0	0	0	0	0	0	0	0	0	0	0	0	0	
Daily average		Daily average ELV	180	180	180	180	180	180	180	180	180	180	180	180	180	180	180	180	180	180	180	180	180	180	180	180	180	180	180	180	180	180	
	172	Daily average	171	171	169	170	170	172	170	171	169	170	169	171	171	169	170	170	171	171	171	171	171	171	171	171	170	170	170	169	169	N/A	
	0	Value Valid?	Y	Y	Y	Y	Y	Y	Y	Y	Y	Y	Y	Y	Y	Y	Y	Y	Y	Y	Y	Y	Y	Y	Y	Y	Y	Y	Y	Y	Y		
	0	Sum of exceedances	N	N	N	N	N	N	N	N	N	N	N	N	N	N	N	N	N	N	N	N	N	N	N	N	N	N	N	N	N	N	

Signed: [Redacted] Date: 10/7/24

(Authorised to sign as a representative of the Operator)

Permit Reference Number : LP3030XA

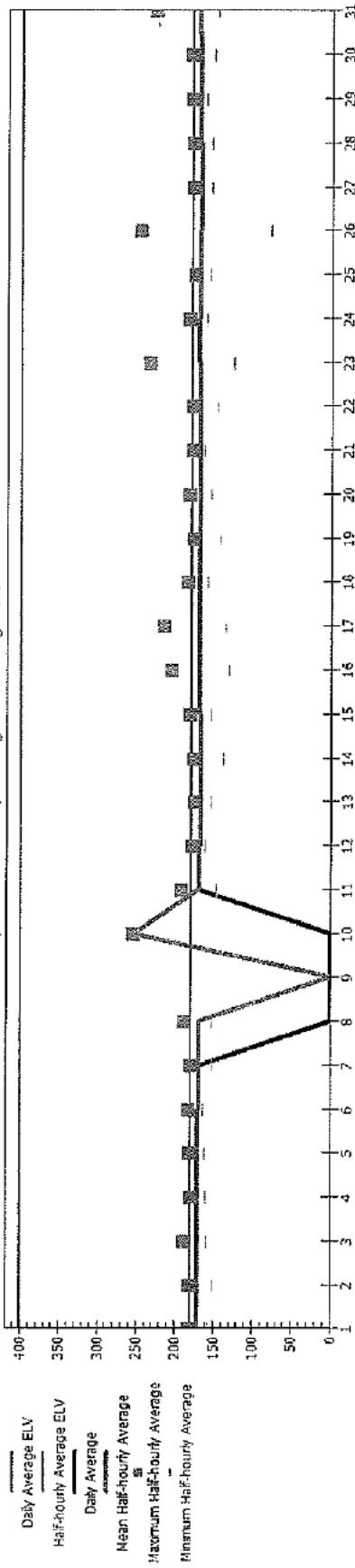
Installation: trident park cardiff

Operator : Viridor

Form Number:

Reporting of Continuously Monitored Emissions to Air for NOx mg/m3 at Emission Point A1 For the month of May 2024

Daily and Half-hourly Average Monitoring Data



Monthly summary		Date	1	2	3	4	5	6	7	8	9	10	11	12	13	14	15	16	17	18	19	20	21	22	23	24	25	26	27	28	29	30	31		
Half-hourly maximum	253	Half-hourly average ELV	400	400	400	400	400	400	400	400	400	400	400	400	400	400	400	400	400	400	400	400	400	400	400	400	400	400	400	400	400	400	400	400	
Half-hourly mean	172	Maximum Half-hourly average	182	181	189	179	181	183	179	188	Off	253	192	178	175	178	181	205	214	183	176	182	178	178	234	182	175	245	178	178	179	181	226		
Half-hourly minimum	78	Mean Half-hourly average	170	170	170	171	170	171	170	170	Off	253	170	169	167	168	169	169	169	169	168	170	170	169	170	170	169	169	168	169	170	170	172		
Total Invalid results	0	Minimum Half-hourly average	157	151	158	160	161	164	151	152	Off	253	146	161	154	139	154	131	135	159	143	154	163	147	126	161	156	78	154	155	162	151	147		
Sum of exceedances	0	No of invalid results	0	0	0	0	0	0	0	0	0	0	0	0	0	0	0	0	0	0	0	0	0	0	0	0	0	0	0	0	0	0	0	0	
Monthly maximum	172	Sum of exceedances of ELV	0	0	0	0	0	0	0	0	Off	0	0	0	0	0	0	0	0	0	0	0	0	0	0	0	0	0	0	0	0	0	0	0	
No of invalid days	0	Daily average ELV	180	180	180	180	180	180	180	180	180	180	180	180	180	180	180	180	180	180	180	180	180	180	180	180	180	180	180	180	180	180	180	180	
Sum of exceedances	0	Daily average	170	170	170	171	170	171	170	170	N/A	170	169	167	168	169	169	169	169	169	168	170	170	169	170	170	169	169	168	169	170	170	172		
		Value Valid?	Y	Y	Y	Y	Y	Y	Y	Y	Y	Y	Y	Y	Y	Y	Y	Y	Y	Y	Y	Y	Y	Y	Y	Y	Y	Y	Y	Y	Y	Y	Y	Y	
		Value Exceeds ELV?	N	N	N	N	N	N	N	N	N	N	N	N	N	N	N	N	N	N	N	N	N	N	N	N	N	N	N	N	N	N	N	N	N

Signed: [Redacted Signature] Date: 10/7/24

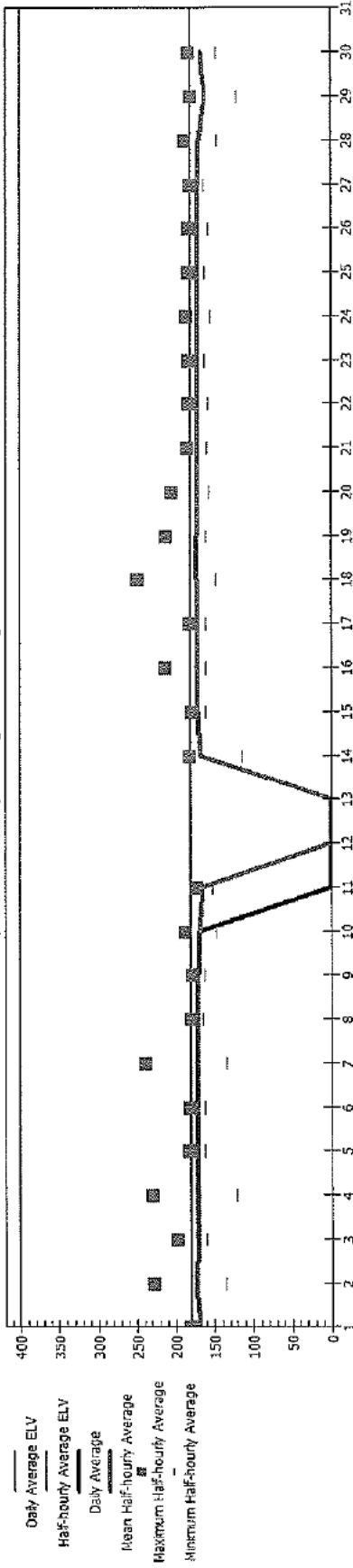
(Authorised to sign as a representative of the Operator)

Permit Reference Number : LP3030XA
 Installation: trident park cardiff

Operator : Viridor
 Form Number:

Reporting of Continuously Monitored Emissions to Air for NOx mg/m3 at Emission Point A1 For the month of June 2024

Daily and Half-hourly Average Monitoring Data



Monthly summary		Date	1	2	3	4	5	6	7	8	9	10	11	12	13	14	15	16	17	18	19	20	21	22	23	24	25	26	27	28	29	30	31
Half-hourly average	Half-hourly average ELV		400	400	400	400	400	400	400	400	400	400	400	400	400	400	400	400	400	400	400	400	400	400	400	400	400	400	400	400	400	400	400
	Monthly maximum	248	181	227	197	230	182	181	238	180	178	213	180	248	212	206	184	183	182	181	187	180	182	185	183	182	181	187	180	182			
	Monthly mean	170	169	173	171	170	170	171	171	170	170	170	164	168	170	172	170	171	172	170	171	172	170	170	170	170	170	170	170	171	169	161	168
	Monthly minimum	114	150	136	160	120	162	162	134	164	162	147	152	160	147	160	160	147	160	156	159	157	162	154	161	158	163	145	121	147			
	Total Invalid results	0	0	0	0	0	0	0	0	0	0	0	0	0	0	0	0	0	0	0	0	0	0	0	0	0	0	0	0	0	0	0	0
Daily average	Sum of exceedances	0	0	0	0	0	0	0	0	0	0	0	0	0	0	0	0	0	0	0	0	0	0	0	0	0	0	0	0	0	0	0	0
	Daily average ELV		180	180	180	180	180	180	180	180	180	180	180	180	180	180	180	180	180	180	180	180	180	180	180	180	180	180	180	180	180	180	180
	Monthly maximum	173	169	173	171	170	170	171	171	170	170	170	170	170	172	170	171	172	170	171	172	170	170	170	170	170	170	170	170	171	169	161	168
	No of invalid days	0	Y	Y	Y	Y	Y	Y	Y	Y	Y	Y	Y	Y	Y	Y	Y	Y	Y	Y	Y	Y	Y	Y	Y	Y	Y	Y	Y	Y	Y	Y	
	Value Exceeds ELV?	0	N	N	N	N	N	N	N	N	N	N	N	N	N	N	N	N	N	N	N	N	N	N	N	N	N	N	N	N	N	N	N

Signed: [Redacted] Date: 10/7/24
 (Authorised to sign as a representative of the Operator)

Permit Reference Number : LP3030XA

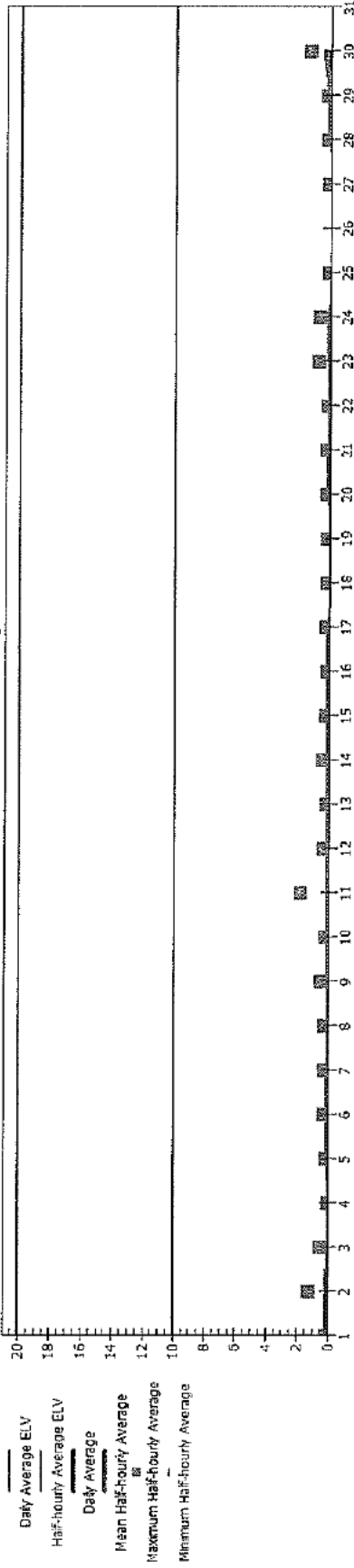
Installation: trident park cardiff

Operator : Viridor

Form Number:

Reporting of Continuously Monitored Emissions to Air for VOC mg/m3 at Emission Point A1 For the month of April 2024

Daily and Half-hourly Average Monitoring Data



Monthly summary		Date	1	2	3	4	5	6	7	8	9	10	11	12	13	14	15	16	17	18	19	20	21	22	23	24	25	26	27	28	29	30	31
Half-hourly average	Half-hourly average ELV		20	20	20	20	20	20	20	20	20	20	20	20	20	20	20	20	20	20	20	20	20	20	20	20	20	20	20	20	20	20	20
	Maximum Half-hourly average		0	1	0	0	0	0	0	0	0	0	2	0	0	0	0	0	0	0	0	0	0	0	1	0	0	0	0	0	0	0	1
	Monthly mean		0	0	0	0	0	0	0	0	0	0	0	0	0	0	0	0	0	0	0	0	0	0	0	0	0	0	0	0	0	0	0
	Minimum Half-hourly average		0	0	0	0	0	0	0	0	0	0	0	0	0	0	0	0	0	0	0	0	0	0	0	0	0	0	0	0	0	0	0
	Total Invalid results		0	0	0	0	0	0	0	0	0	0	0	0	0	0	0	0	0	0	0	0	0	0	0	0	0	0	0	0	0	0	0
Daily average	Sum of exceedances of ELV		0	0	0	0	0	0	0	0	0	0	0	0	0	0	0	0	0	0	0	0	0	0	0	0	0	0	0	0	0	0	0
	Daily average ELV		10	10	10	10	10	10	10	10	10	10	10	10	10	10	10	10	10	10	10	10	10	10	10	10	10	10	10	10	10	10	10
	Monthly maximum		0	0	0	0	0	0	0	0	0	0	0	0	0	0	0	0	0	0	0	0	0	0	0	0	0	0	0	0	0	0	0
	No of invalid days		Y	Y	Y	Y	Y	Y	Y	Y	Y	Y	Y	Y	Y	Y	Y	Y	Y	Y	Y	Y	Y	Y	Y	Y	Y	Y	Y	Y	Y	Y	Y
	Sum of exceedances		N	N	N	N	N	N	N	N	N	N	N	N	N	N	N	N	N	N	N	N	N	N	N	N	N	N	N	N	N	N	N

Signed: [Redacted] Date: 10/3/24

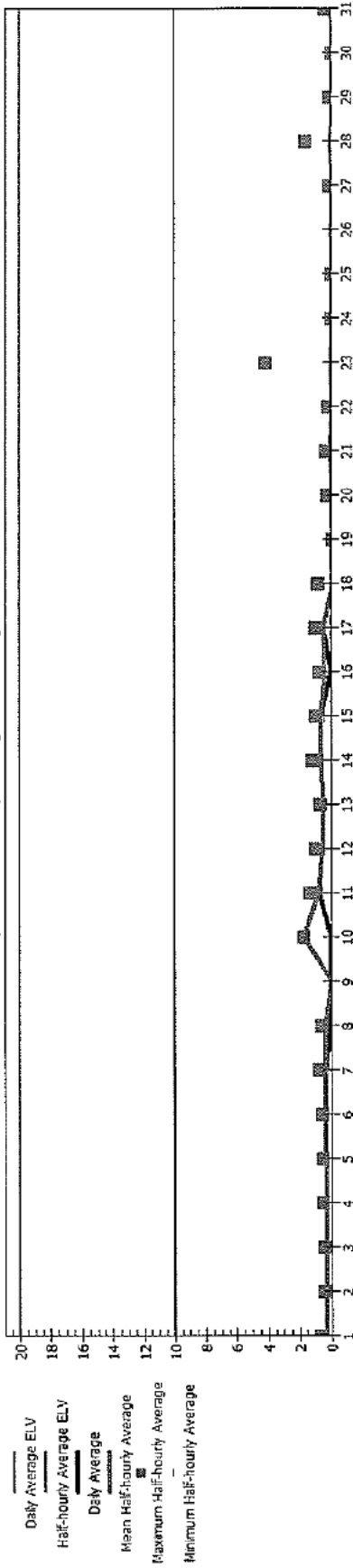
(Authorised to sign as a representative of the Operator)

Permit Reference Number : LP3030XA
 Installation: trident park cardiff

Operator : Vfridor
 Form Number:

Reporting of Continuously Monitored Emissions to Air for VOC mg/m3 at Emission Point A1 For the month of May 2024

Daily and Half-hourly Average Monitoring Data



Monthly summary		Date	1	2	3	4	5	6	7	8	9	10	11	12	13	14	15	16	17	18	19	20	21	22	23	24	25	26	27	28	29	30	31
Half-hourly average	Half-hourly average ELV		20	20	20	20	20	20	20	20	20	20	20	20	20	20	20	20	20	20	20	20	20	20	20	20	20	20	20	20	20	20	20
	Monthly maximum	4	1	0	0	0	1	1	1	1	Off	2	1	1	1	1	1	1	1	1	1	0	0	0	0	0	0	0	0	0	0	0	0
	Monthly mean	0	0	0	0	0	0	0	0	0	Off	2	1	1	1	1	1	1	1	1	1	0	0	0	0	0	0	0	0	0	0	0	0
	Monthly minimum	0	0	0	0	0	0	0	0	0	Off	2	1	0	0	0	0	0	0	0	0	0	0	0	0	0	0	0	0	0	0	0	0
	Total Invalid results	0	0	0	0	0	0	0	0	0	0	0	0	0	0	0	0	0	0	0	0	0	0	0	0	0	0	0	0	0	0	0	0
Daily average	Sum of exceedances	0	0	0	0	0	0	0	0	0	Off	0	0	0	0	0	0	0	0	0	0	0	0	0	0	0	0	0	0	0	0	0	0
	Daily average ELV		10	10	10	10	10	10	10	10	10	10	10	10	10	10	10	10	10	10	10	10	10	10	10	10	10	10	10	10	10	10	10
	Monthly maximum	1	0	0	0	0	0	0	0	0	Off	N/A	1	0	1	1	N/A	0	0	0	0	0	0	0	0	0	0	0	0	0	0	0	0
	No of invalid days	1	Y	Y	Y	Y	Y	Y	Y	Y	Y	Y	Y	Y	Y	Y	Y	Y	Y	Y	Y	Y	Y	Y	Y	Y	Y	Y	Y	Y	Y	Y	Y
	Value Exceeds ELV?	0	N	N	N	N	N	N	N	N	N	N	N	N	N	N	N	N	N	N	N	N	N	N	N	N	N	N	N	N	N	N	N

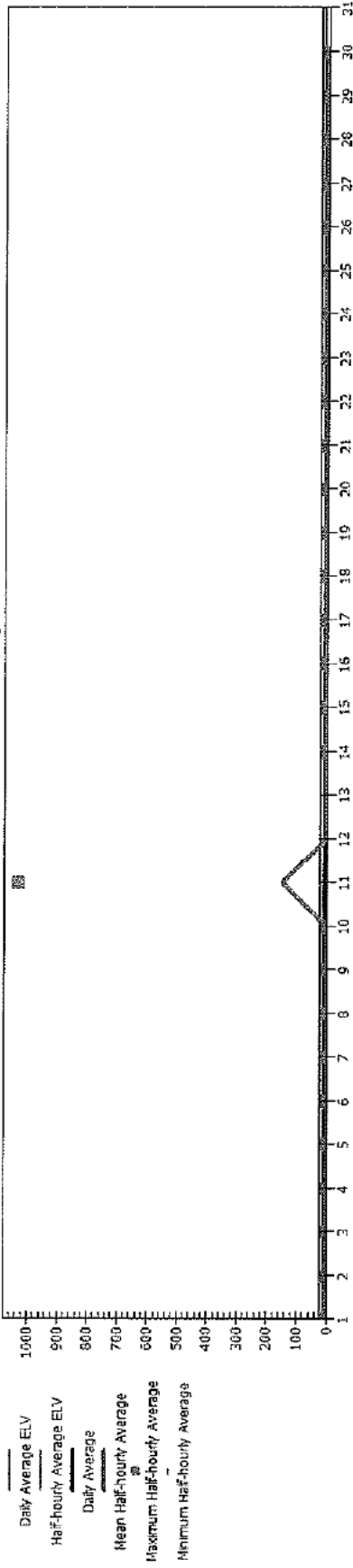
Signed: [Redacted] Date: 10/7/24
 (Authorised to sign as a representative of the Operator)

Permit Reference Number : LP3030XA
 Installation: trident park cardiff

Operator : Viridor
 Form Number:

Reporting of Continuously Monitored Emissions to Air for VOC mg/m3 at Emission Point A1 For the month of June 2024

Daily and Half-hourly Average Monitoring Data



Monthly summary		Date	1	2	3	4	5	6	7	8	9	10	11	12	13	14	15	16	17	18	19	20	21	22	23	24	25	26	27	28	29	30	31
Half-hourly average	Half-hourly average ELV		20	20	20	20	20	20	20	20	20	20	20	20	20	20	20	20	20	20	20	20	20	20	20	20	20	20	20	20	20	20	20
	Monthly maximum	1030	0	0	0	1	0	0	2	0	0	1	1030	Off	Off	2	1	0	1	0	1	0	0	0	0	0	1	0	2	1	0	0	0
	Monthly mean	5	0	0	0	0	0	0	0	0	0	0	147	Off	Off	0	0	0	0	0	0	0	0	0	0	0	0	0	0	0	0	0	
	Monthly minimum	0	0	0	0	0	0	0	0	0	0	0	0	0	0	0	0	0	0	0	0	0	0	0	0	0	0	0	0	0	0	0	0
	Total invalid results	0	0	0	0	0	0	0	0	0	0	0	0	0	0	0	0	0	0	0	0	0	0	0	0	0	0	0	0	0	0	0	0
Daily average	Sum of exceedances	1	0	0	0	0	0	0	0	0	0	1	Off	Off	0	0	0	0	0	0	0	0	0	0	0	0	0	0	0	0	0	0	0
	Daily average ELV		10	10	10	10	10	10	10	10	10	10	10	10	10	10	10	10	10	10	10	10	10	10	10	10	10	10	10	10	10	10	10
	Monthly maximum	0	0	0	0	0	0	0	0	0	0	0	N/A	Off	Off	0	0	0	0	0	0	0	0	0	0	0	0	0	0	0	0	0	0
	No of invalid days	0	Y	Y	Y	Y	Y	Y	Y	Y	Y	Y	Y	Y	Y	Y	Y	Y	Y	Y	Y	Y	Y	Y	Y	Y	Y	Y	Y	Y	Y	Y	Y
	Sum of exceedances	0	N	N	N	N	N	N	N	N	N	N	N	N	N	N	N	N	N	N	N	N	N	N	N	N	N	N	N	N	N	N	N

Signed: [Redacted] Date: 10/7/24
 (Authorised to sign as a representative of the Operator)

Permit Reference Number : LP3030XA

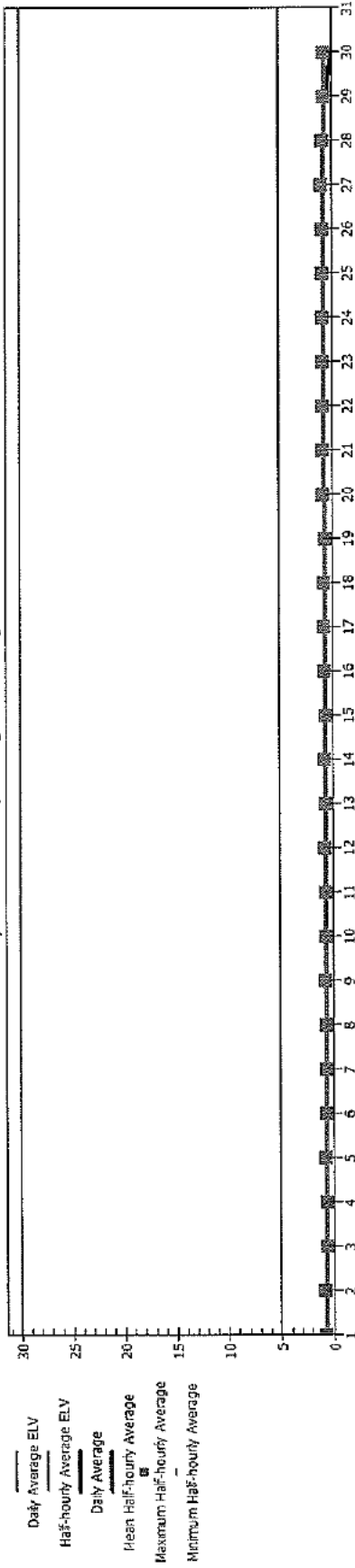
Installation: trident park cardiff

Operator : Viridor

Form Number:

Reporting of Continuously Monitored Emissions to Air for Particulates mg/m3 at Emission Point A1 For the month of April 2024

Daily and Half-hourly Average Monitoring Data



Monthly summary	Date	1	2	3	4	5	6	7	8	9	10	11	12	13	14	15	16	17	18	19	20	21	22	23	24	25	26	27	28	29	30	31
Half-hourly average ELV		30	30	30	30	30	30	30	30	30	30	30	30	30	30	30	30	30	30	30	30	30	30	30	30	30	30	30	30	30	30	30
Monthly maximum	Maximum Half-hourly average	1	1	1	1	1	1	1	1	1	1	1	1	1	1	1	1	1	1	1	1	1	1	1	1	1	1	1	1	1	1	1
Monthly mean	Mean Half-hourly average	1	1	1	1	1	1	1	1	1	1	1	1	1	1	1	1	1	1	1	1	1	1	1	1	1	1	1	1	1	1	1
Monthly minimum	Minimum Half-hourly average	1	1	1	1	1	1	1	1	1	1	1	1	1	1	1	1	1	1	1	1	1	1	1	1	1	1	1	1	1	1	1
Total Invalid results	No of Invalid results	0	0	0	0	0	0	0	0	0	0	0	0	0	0	0	0	0	0	0	0	0	0	0	0	0	0	0	0	0	0	0
Sum of exceedances	No of exceedances of ELV	0	0	0	0	0	0	0	0	0	0	0	0	0	0	0	0	0	0	0	0	0	0	0	0	0	0	0	0	0	0	0
Daily average	Daily average ELV	5	5	5	5	5	5	5	5	5	5	5	5	5	5	5	5	5	5	5	5	5	5	5	5	5	5	5	5	5	5	
	Daily average	1	1	1	1	1	1	1	1	1	1	1	1	1	1	1	1	1	1	1	1	1	1	1	1	1	1	1	1	1	1	1
	Value Valid?	Y	Y	Y	Y	Y	Y	Y	Y	Y	Y	Y	Y	Y	Y	Y	Y	Y	Y	Y	Y	Y	Y	Y	Y	Y	Y	Y	Y	Y	Y	Y
	Value Exceeds ELV?	N	N	N	N	N	N	N	N	N	N	N	N	N	N	N	N	N	N	N	N	N	N	N	N	N	N	N	N	N	N	N

Signed..... Date: 15/7/24

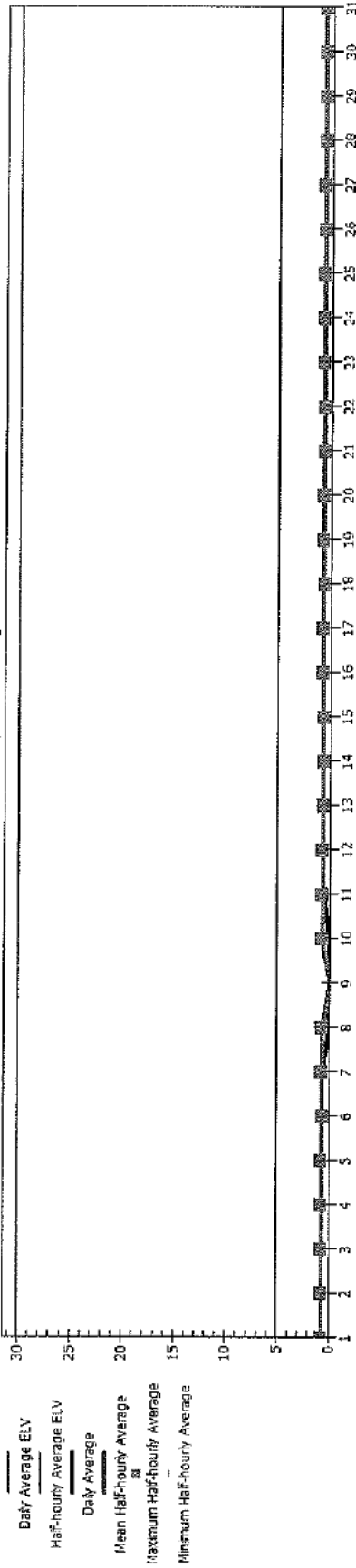
(Authorised to sign as a representative of the Operator)

Permit Reference Number : LP3030XA
 Installation: trident park cardiff

Operator : Viridor
 Form Number:

Reporting of Continuously Monitored Emissions to Air for Particulates mg/m3 at Emission Point A1 For the month of May 2024

Daily and Half-hourly Average Monitoring Data



Monthly summary	Date	
	Half-hourly average ELV	
Monthly maximum	1	1
Monthly mean	1	1
Monthly minimum	0	1
Total Invalid results	0	0
Sum of exceedances	0	0
Daily average ELV	5	5
Daily average	1	1
No of invalid days	0	0
Sum of exceedances	0	0

	1	2	3	4	5	6	7	8	9	10	11	12	13	14	15	16	17	18	19	20	21	22	23	24	25	26	27	28	29	30	31
Half-hourly average	30	30	30	30	30	30	30	30	30	30	30	30	30	30	30	30	30	30	30	30	30	30	30	30	30	30	30	30	30	30	30
Maximum Half-hourly average	1	1	1	1	1	1	1	1	Off	1	1	1	1	1	1	1	1	1	1	1	1	1	1	1	1	1	1	1	1	1	
Mean Half-hourly average	1	1	1	1	1	1	1	1	Off	1	1	1	1	1	1	1	1	1	1	1	1	1	1	1	1	1	1	1	1	1	
Minimum Half-hourly average	1	1	1	1	1	1	1	1	Off	1	1	1	1	1	1	1	1	1	1	1	1	1	1	1	1	1	1	1	1	1	
No of Invalid results	0	0	0	0	0	0	0	0	0	0	0	0	0	0	0	0	0	0	0	0	0	0	0	0	0	0	0	0	0	0	
No of exceedances of ELV	0	0	0	0	0	0	0	0	Off	0	0	0	0	0	0	0	0	0	0	0	0	0	0	0	0	0	0	0	0	0	
Daily average ELV	5	5	5	5	5	5	5	5	5	5	5	5	5	5	5	5	5	5	5	5	5	5	5	5	5	5	5	5	5	5	
Daily average	1	1	1	1	1	1	1	1	N/A	1	1	1	1	1	1	1	1	1	1	1	1	1	1	1	1	1	1	1	1	1	
Value Valid?	Y	Y	Y	Y	Y	Y	Y	Y	Y	Y	Y	Y	Y	Y	Y	Y	Y	Y	Y	Y	Y	Y	Y	Y	Y	Y	Y	Y	Y	Y	
Value Exceeds ELV?	N	N	N	N	N	N	N	N	N	N	N	N	N	N	N	N	N	N	N	N	N	N	N	N	N	N	N	N	N	N	N

Signed: [Redacted] Date: 10/5/24
 (Authorised to sign as a representative of the Operator)

Permit Reference Number : LP3030XA

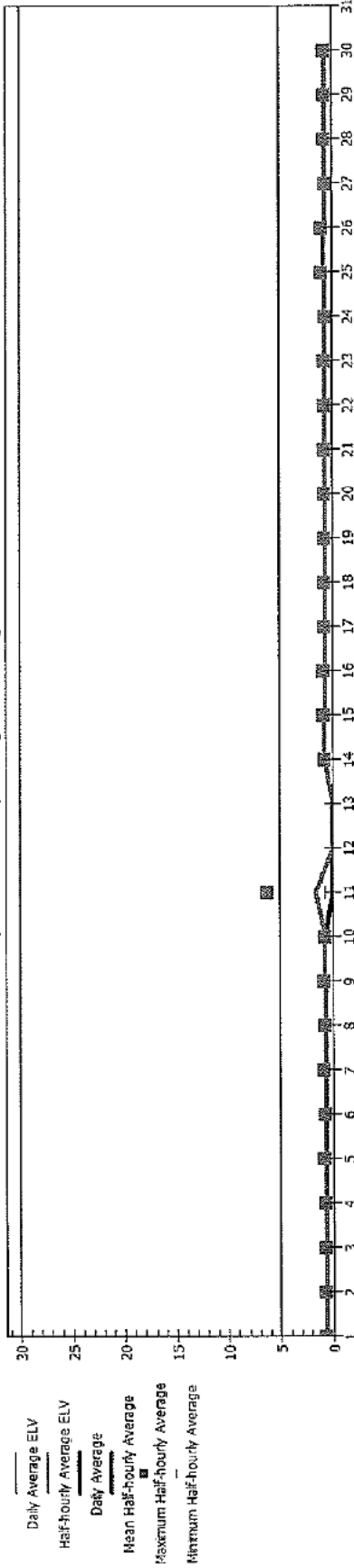
Installation: trident park cardiff

Operator : Viridor

Form Number:

Reporting of Continuously Monitored Emissions to Air for Particulates mg/m3 at Emission Point A1 For the month of June 2024

Daily and Half-hourly Average Monitoring Data



Monthly summary		Date	1	2	3	4	5	6	7	8	9	10	11	12	13	14	15	16	17	18	19	20	21	22	23	24	25	26	27	28	29	30	31
Half-hourly average	Half-hourly average ELV		30	30	30	30	30	30	30	30	30	30	30	30	30	30	30	30	30	30	30	30	30	30	30	30	30	30	30	30	30	30	30
	Maximum Half-hourly average	6	1	1	1	1	1	1	1	1	1	1	6	Off	Off	1	1	1	1	1	1	1	1	1	1	1	1	1	1	1	1	1	1
	Mean Half-hourly average	1	1	1	1	1	1	1	1	1	1	1	1	2	Off	Off	1	1	1	1	1	1	1	1	1	1	1	1	1	1	1	1	1
	Minimum Half-hourly average	1	1	1	1	1	1	1	1	1	1	1	1	1	Off	Off	1	1	1	1	1	1	1	1	1	1	1	1	1	1	1	1	1
Daily average	Total Invalid results	0	0	0	0	0	0	0	0	0	0	0	0	0	0	0	0	0	0	0	0	0	0	0	0	0	0	0	0	0	0	0	0
	Sum of exceedances	0	0	0	0	0	0	0	0	0	0	0	0	0	0	0	0	0	0	0	0	0	0	0	0	0	0	0	0	0	0	0	0
	Daily average ELV		5	5	5	5	5	5	5	5	5	5	5	5	5	5	5	5	5	5	5	5	5	5	5	5	5	5	5	5	5	5	5
	Monthly maximum	1	1	1	1	1	1	1	1	1	1	1	1	1	N/A	Off	1	1	1	1	1	1	1	1	1	1	1	1	1	1	1	1	1
	No of invalid days	0	Y	Y	Y	Y	Y	Y	Y	Y	Y	Y	Y	Y	Y	Y	Y	Y	Y	Y	Y	Y	Y	Y	Y	Y	Y	Y	Y	Y	Y	Y	Y
	Sum of exceedances	0	N	N	N	N	N	N	N	N	N	N	N	N	N	N	N	N	N	N	N	N	N	N	N	N	N	N	N	N	N	N	N

Signed: [Redacted] Date: 10/7/24
 (Authorised to sign as a representative of the Operator)

Permit Reference Number : LP3030XA

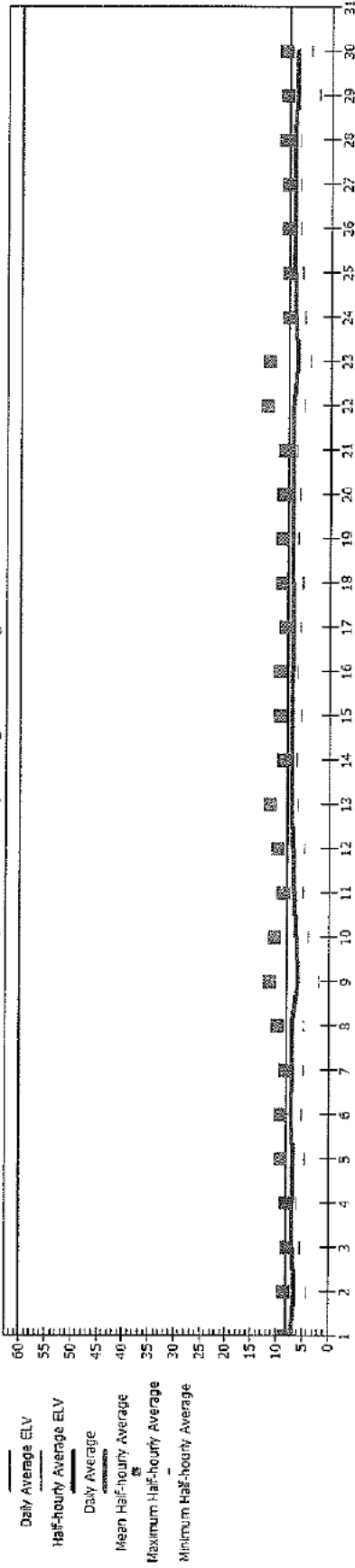
Installation: trident park cardiff

Operator : Viridor

Form Number:

Reporting of Continuously Monitored Emissions to Air for HCl mg/m³ at Emission Point A2 For the month of April 2024

Daily and Half-hourly Average Monitoring Data



Monthly summary		Date	1	2	3	4	5	6	7	8	9	10	11	12	13	14	15	16	17	18	19	20	21	22	23	24	25	26	27	28	29	30	31
Half-hourly average	Monthly maximum	Half-hourly average ELV	60	60	60	60	60	60	60	60	60	60	60	60	60	60	60	60	60	60	60	60	60	60	60	60	60	60	60	60	60	60	60
	Monthly mean	Maximum Half-hourly average	8	9	8	8	9	9	8	10	11	9	10	11	9	10	10	10	9	9	9	9	9	12	8	8	8	8	8	8	9	8	9
	Monthly minimum	Mean Half-hourly average	7	7	7	7	7	7	7	7	6	7	7	7	7	7	7	7	7	7	7	7	7	7	6	7	7	7	7	7	6	7	
	Total Invalid results	Minimum Half-hourly average	6	4	5	6	5	5	5	5	2	4	5	6	6	5	6	6	6	5	6	6	6	5	4	5	5	6	6	6	2	4	
	Sum of exceedances	No of invalid results	0	0	0	0	0	0	0	0	0	0	0	0	0	0	0	0	0	0	0	0	0	0	0	0	0	0	0	0	0	0	0
	Daily average	No of exceedances	0	0	0	0	0	0	0	0	0	0	0	0	0	0	0	0	0	0	0	0	0	0	0	0	0	0	0	0	0	0	0
Daily average	Monthly maximum	Daily average ELV	8	8	8	8	8	8	8	8	8	8	8	8	8	8	8	8	8	8	8	8	8	8	8	8	8	8	8	8	8	8	
	No of invalid days	Daily average	7	7	7	7	7	7	7	7	6	7	7	7	7	7	7	7	7	7	7	7	7	7	6	7	7	7	7	7	6	7	
	Sum of exceedances	Value Valid?	Y	Y	Y	Y	Y	Y	Y	Y	Y	Y	Y	Y	Y	Y	Y	Y	Y	Y	Y	Y	Y	Y	Y	Y	Y	Y	Y	Y	Y	Y	
		Value Exceeds ELV?	N	N	N	N	N	N	N	N	N	N	N	N	N	N	N	N	N	N	N	N	N	N	N	N	N	N	N	N	N	N	N

Signed: [Redacted] Date: 10/3/24

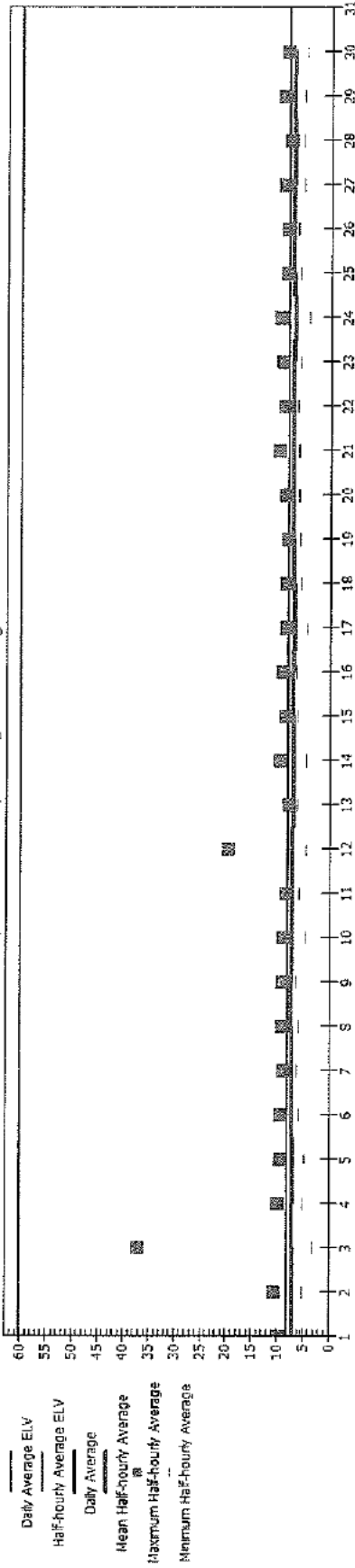
(Authorised to sign as a representative of the Operator)

Permit Reference Number : LP3030XA
 Installation: trident park cardiff

Operator : Viridor
 Form Number:

Reporting of Continuously Monitored Emissions to Air for HCl mg/m3 at Emission Point A2 For the month of June 2024

Daily and Half-hourly Average Monitoring Data



Monthly summary		Date	1	2	3	4	5	6	7	8	9	10	11	12	13	14	15	16	17	18	19	20	21	22	23	24	25	26	27	28	29	30	31		
Half-hourly average	Monthly maximum	Half-hourly average ELV	60	60	60	60	60	60	60	60	60	60	60	60	60	60	60	60	60	60	60	60	60	60	60	60	60	60	60	60	60	60	60	60	
	Monthly mean	Maximum Half-hourly average	10	10	37	10	9	9	9	9	9	9	8	20	8	10	8	9	8	8	8	8	8	10	9	9	10	8	8	9	8	9	8		
	Monthly minimum	Mean Half-hourly average	7	7	7	7	7	7	7	7	7	7	7	7	7	7	7	7	7	7	7	7	7	7	7	7	7	7	7	7	7	7	7		
	Total invalid results	Minimum Half-hourly average	5	5	3	5	5	6	6	6	7	5	6	5	6	4	6	6	4	6	6	6	6	6	6	4	6	6	5	5	5	5	5		
	Sum of exceedances	No of invalid results	0	0	0	0	0	0	0	0	0	0	0	0	0	0	0	0	0	0	0	0	0	0	0	0	0	0	0	0	0	0	0	0	
Daily average	Monthly maximum	Sum of exceedances of ELV	0	0	0	0	0	0	0	0	0	0	0	0	0	0	0	0	0	0	0	0	0	0	0	0	0	0	0	0	0	0	0	0	
	No of invalid days	Daily average ELV	8	8	8	8	8	8	8	8	8	8	8	8	8	8	8	8	8	8	8	8	8	8	8	8	8	8	8	8	8	8	8	8	
	Sum of exceedances	Daily average	7	7	7	7	7	7	7	7	7	7	7	7	7	7	7	7	7	7	7	7	7	7	7	7	7	7	7	7	7	7	7	7	
		Value Valid?	Y	Y	Y	Y	Y	Y	Y	Y	Y	Y	Y	Y	Y	Y	Y	Y	Y	Y	Y	Y	Y	Y	Y	Y	Y	Y	Y	Y	Y	Y	Y	Y	
		Value Exceeds ELV?	N	N	N	N	N	N	N	N	N	N	N	N	N	N	N	N	N	N	N	N	N	N	N	N	N	N	N	N	N	N	N	N	N

Signed: [Redacted] Date: 10/3/24
 (Authorised to sign as a representative of the Operator)

Permit Reference Number : LP3030XA

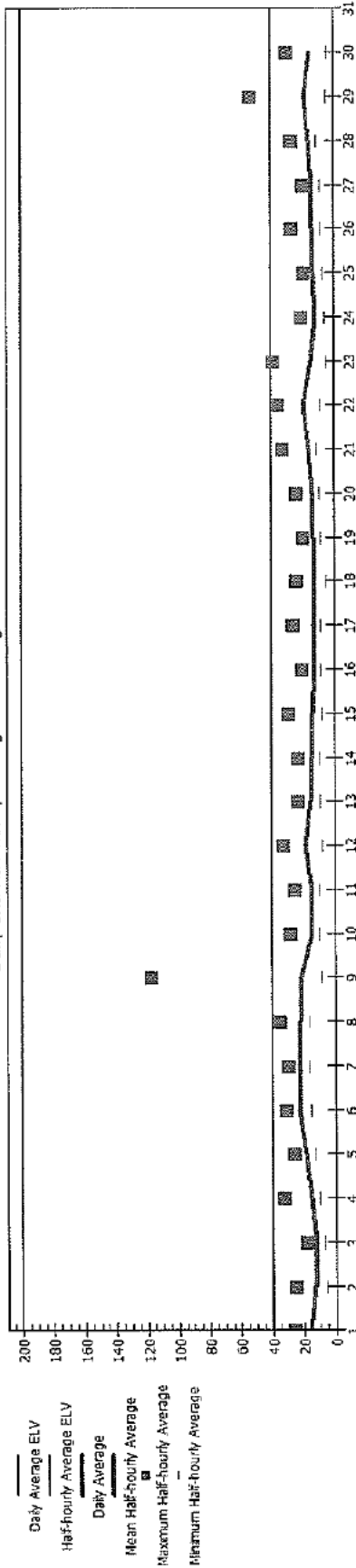
Installation: trident park cardiff

Operator : Viridor

Form Number:

Reporting of Continuously Monitored Emissions to Air for SO2 mg/m3 at Emission Point A2 For the month of April 2024

Daily and Half-hourly Average Monitoring Data



Monthly summary	Date																															
	1	2	3	4	5	6	7	8	9	10	11	12	13	14	15	16	17	18	19	20	21	22	23	24	25	26	27	28	29	30	31	
Half-hourly average	200	200	200	200	200	200	200	200	200	200	200	200	200	200	200	200	200	200	200	200	200	200	200	200	200	200	200	200	200	200	200	200
Monthly maximum	26	25	16	32	26	31	29	35	117	28	25	33	23	23	29	20	26	24	20	23	33	35	38	20	19	27	19	26	53	30		
Monthly mean	15	13	12	15	19	23	22	22	22	15	14	19	15	14	14	12	13	12	13	14	16	19	15	11	13	14	14	16	19	15		
Monthly minimum	10	6	7	10	13	15	16	16	9	10	7	9	9	8	8	5	8	5	8	9	10	8	5	6	7	8	8	11	5	4		
Total invalid results	0	0	0	0	0	0	0	0	0	0	0	0	0	0	0	0	0	0	0	0	0	0	0	0	0	0	0	0	0	0		
Sum of exceedances	0	0	0	0	0	0	0	0	0	0	0	0	0	0	0	0	0	0	0	0	0	0	0	0	0	0	0	0	0	0		
Daily average	40	40	40	40	40	40	40	40	40	40	40	40	40	40	40	40	40	40	40	40	40	40	40	40	40	40	40	40	40	40		
Value Valid?	Y	Y	Y	Y	Y	Y	Y	Y	Y	Y	Y	Y	Y	Y	Y	Y	Y	Y	Y	Y	Y	Y	Y	Y	Y	Y	Y	Y	Y	Y		
Value Exceeds ELV?	N	N	N	N	N	N	N	N	N	N	N	N	N	N	N	N	N	N	N	N	N	N	N	N	N	N	N	N	N	N		

Signed: [Redacted] Date: 10/07/24

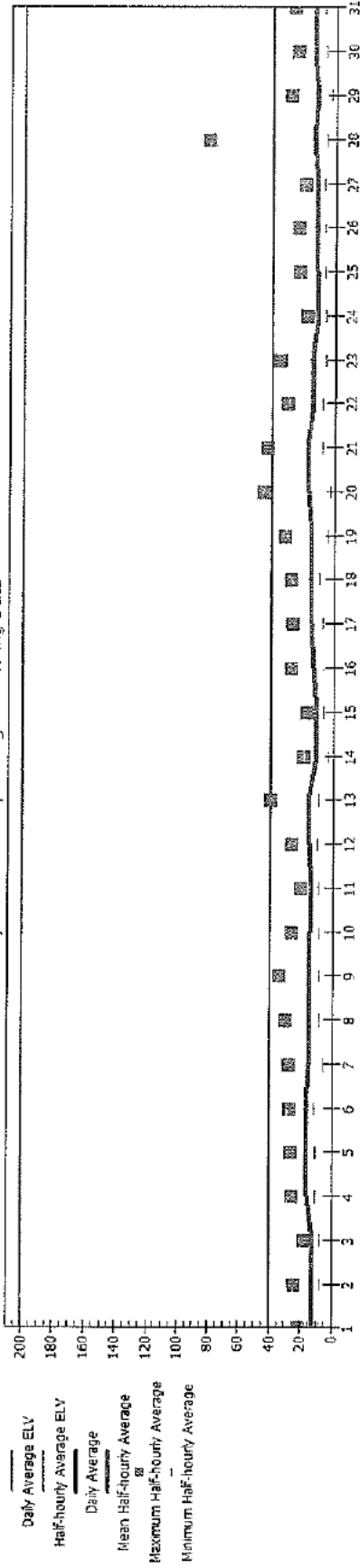
(Authorised to sign as a representative of the Operator)

Permit Reference Number : LP3030XA
 Installation: trident park cardiff

Operator : Viridor
 Form Number:

Reporting of Continuously Monitored Emissions to Air for SO2 mg/m3 at Emission Point A2 For the month of May 2024

Daily and Half-hourly Average Monitoring Data



Monthly summary	Date																														
	1	2	3	4	5	6	7	8	9	10	11	12	13	14	15	16	17	18	19	20	21	22	23	24	25	26	27	28	29	30	31
Half-hourly average	21	24	17	25	26	27	28	30	34	26	20	26	40	19	16	27	26	31	45	42	30	35	17	22	23	18	81	28	24	26	
Half-hourly maximum	81																														
Half-hourly mean	12	12	12	16	16	16	15	15	15	14	14	16	11	11	13	14	15	15	17	17	14	14	11	12	12	11	13	12	14	13	
Half-hourly minimum	8	7	8	11	11	11	5	8	8	9	10	9	4	6	6	7	9	4	3	8	8	6	5	6	6	7	8	3	6	7	
Total Invalid results	0	0	0	0	0	0	0	0	0	0	0	0	0	0	0	0	0	0	0	0	0	0	0	0	0	0	0	0	0	0	
Sum of exceedances	0	0	0	0	0	0	0	0	0	0	0	0	0	0	0	0	0	0	0	0	0	0	0	0	0	0	0	0	0	0	
Daily average	40	40	40	40	40	40	40	40	40	40	40	40	40	40	40	40	40	40	40	40	40	40	40	40	40	40	40	40	40	40	
Daily maximum	12	12	12	15	16	16	15	15	14	14	15	16	11	11	13	14	15	17	17	14	14	11	12	12	11	13	12	14	13		
No of invalid days	Y	Y	Y	Y	Y	Y	Y	Y	Y	Y	Y	Y	Y	Y	Y	Y	Y	Y	Y	Y	Y	Y	Y	Y	Y	Y	Y	Y	Y		
Sum of exceedances	N	N	N	N	N	N	N	N	N	N	N	N	N	N	N	N	N	N	N	N	N	N	N	N	N	N	N	N	N	N	

Signed: [Redacted] Date: 10/7/24

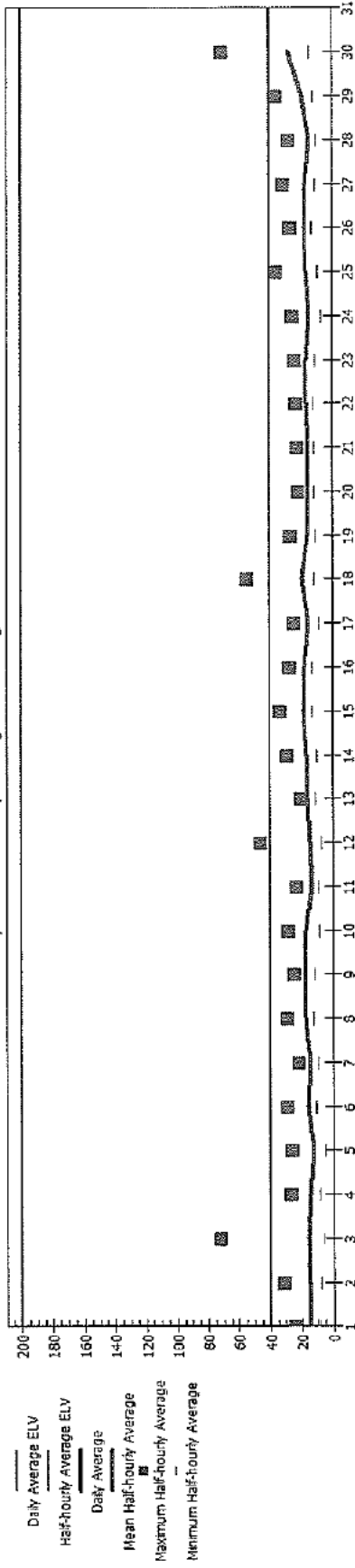
(Authorised to sign as a representative of the Operator)

Permit Reference Number : LP3030XA
 Installation: trident park cardiff

Operator : Viridor
 Form Number:

Reporting of Continuously Monitored Emissions to Air for SO2 mg/m3 at Emission Point A2 For the month of June 2024

Daily and Half-hourly Average Monitoring Data



Monthly summary		Date	1	2	3	4	5	6	7	8	9	10	11	12	13	14	15	16	17	18	19	20	21	22	23	24	25	26	27	28	29	30	31
Half-hourly average	Half-hourly average ELV		200	200	200	200	200	200	200	200	200	200	200	200	200	200	200	200	200	200	200	200	200	200	200	200	200	200	200	200	200	200	200
	Monthly maximum	72	24	31	72	27	26	29	22	29	25	28	23	46	20	29	33	28	24	55	27	22	22	23	23	25	36	27	31	27	35	71	
	Monthly mean	16	14	15	16	14	12	16	14	17	18	17	13	15	15	17	19	18	15	19	16	15	15	17	16	15	16	18	17	14	19	29	
	Monthly minimum	5	8	6	8	5	11	9	12	12	9	7	11	10	13	13	8	11	11	11	11	11	11	12	10	7	9	13	11	10	12	15	
	Total Invalid results	0	0	0	0	0	0	0	0	0	0	0	0	0	0	0	0	0	0	0	0	0	0	0	0	0	0	0	0	0	0	0	0
Daily average	Sum of exceedances	0	0	0	0	0	0	0	0	0	0	0	0	0	0	0	0	0	0	0	0	0	0	0	0	0	0	0	0	0	0	0	
	Daily average ELV		40	40	40	40	40	40	40	40	40	40	40	40	40	40	40	40	40	40	40	40	40	40	40	40	40	40	40	40	40	40	
	Monthly maximum	29	14	15	16	14	12	16	14	17	18	17	13	15	15	17	19	18	15	19	16	15	15	17	16	15	16	18	17	14	19	29	
	No of invalid days	0	Y	Y	Y	Y	Y	Y	Y	Y	Y	Y	Y	Y	Y	Y	Y	Y	Y	Y	Y	Y	Y	Y	Y	Y	Y	Y	Y	Y	Y	Y	
	Sum of exceedances	0	N	N	N	N	N	N	N	N	N	N	N	N	N	N	N	N	N	N	N	N	N	N	N	N	N	N	N	N	N	N	N

Signed: [Redacted] Date: 10/7/24
 (Authorised to sign as a representative of the Operator)

Permit Reference Number : LP3030XA

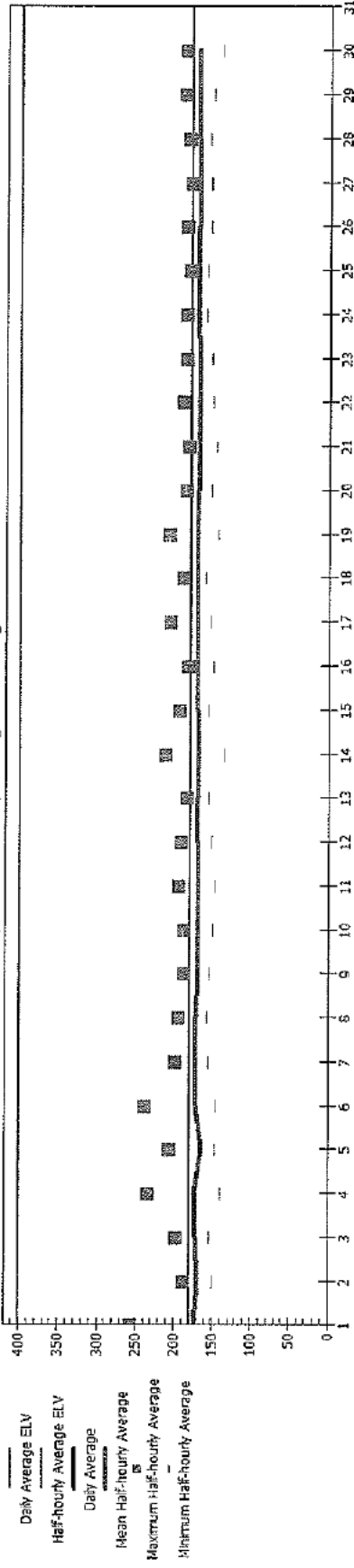
Installation: trident park cardiff

Operator : Viridor

Form Number:

Reporting of Continuously Monitored Emissions to Air for NOx mg/m3 at Emission Point A2 For the month of April 2024

Daily and Half-hourly Average Monitoring Data



Monthly summary		Date	1	2	3	4	5	6	7	8	9	10	11	12	13	14	15	16	17	18	19	20	21	22	23	24	25	26	27	28	29	30	31
Half-hourly average	Half-hourly average ELV		400	400	400	400	400	400	400	400	400	400	400	400	400	400	400	400	400	400	400	400	400	400	400	400	400	400	400	400	400	400	400
	Monthly maximum	256	187	197	233	205	238	199	194	187	187	194	191	183	211	194	183	205	189	208	185	183	190	185	186	181	185	180	182	187	186		
	Monthly mean	170	170	172	173	165	172	172	171	169	169	170	170	170	170	169	170	170	170	171	170	169	170	169	172	170	171	170	171	170	170	170	
	Monthly minimum	136	150	155	139	147	146	156	157	155	150	147	152	157	136	156	150	153	160	145	152	148	152	153	160	159	155	155	152	140			
	Total Invalid results	0	0	0	0	0	0	0	0	0	0	0	0	0	0	0	0	0	0	0	0	0	0	0	0	0	0	0	0	0	0	0	0
Daily average	Sum of exceedances	0	0	0	0	0	0	0	0	0	0	0	0	0	0	0	0	0	0	0	0	0	0	0	0	0	0	0	0	0	0	0	
	Daily average ELV		180	180	180	180	180	180	180	180	180	180	180	180	180	180	180	180	180	180	180	180	180	180	180	180	180	180	180	180	180	180	
	Monthly maximum	174	170	172	173	165	172	172	171	169	169	170	170	170	170	169	170	170	170	171	170	169	170	169	172	170	171	170	171	170	170	170	
	No of invalid days	0	Y	Y	Y	Y	Y	Y	Y	Y	Y	Y	Y	Y	Y	Y	Y	Y	Y	Y	Y	Y	Y	Y	Y	Y	Y	Y	Y	Y	Y	Y	
	Sum of exceedances	0	N	N	N	N	N	N	N	N	N	N	N	N	N	N	N	N	N	N	N	N	N	N	N	N	N	N	N	N	N	N	N

Signed: [Redacted] Date: 10/7/24

(Authorised to sign as a representative of the Operator)

Permit Reference Number : LP3030XA

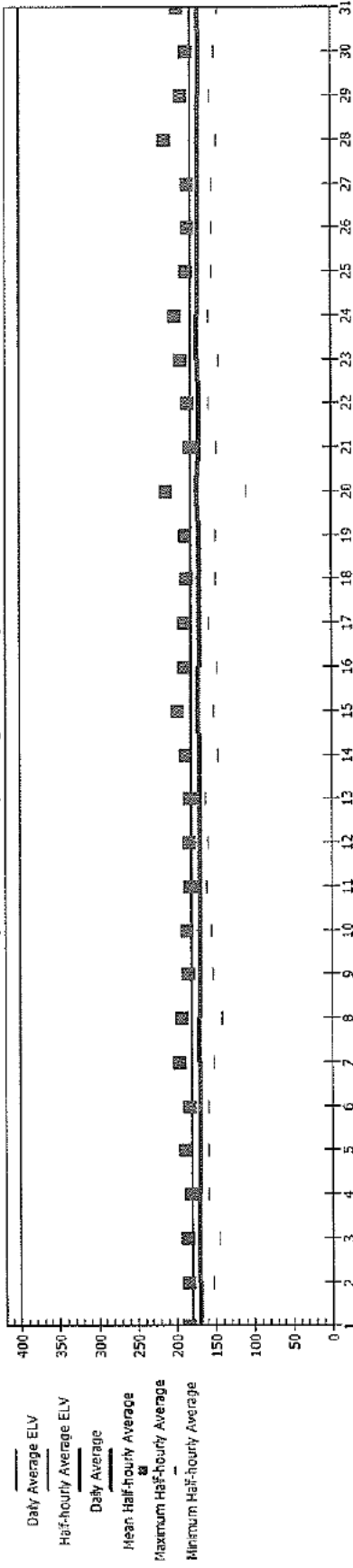
Installation: Irident park cardiff

Operator : Vrtidor

Form Number:

Reporting of Continuously Monitored Emissions to Air for NOx mg/m3 at Emission Point A2 For the month of May 2024

Daily and Half-hourly Average Monitoring Data



Monthly summary	Date																															
	1	2	3	4	5	6	7	8	9	10	11	12	13	14	15	16	17	18	19	20	21	22	23	24	25	26	27	28	29	30	31	
Half-hourly average	400	400	400	400	400	400	400	400	400	400	400	400	400	400	400	400	400	400	400	400	400	400	400	400	400	400	400	400	400	400	400	400
Monthly maximum	184	184	185	180	188	183	195	192	183	185	181	183	181	187	196	187	188	185	186	211	181	183	192	200	185	184	184	213	192	188	197	
Monthly mean	169	171	170	170	170	170	171	170	170	171	169	171	170	169	172	171	170	170	170	173	169	169	172	172	170	170	171	170	171	170	171	
Monthly minimum	180	153	146	158	159	158	152	141	154	154	160	158	161	145	151	147	157	149	108	147	157	145	158	152	153	147	156	160	145	0	0	
Total Invalid results	0	0	0	0	0	0	0	0	0	0	0	0	0	0	0	0	0	0	0	0	0	0	0	0	0	0	0	0	0	0	0	
Sum of exceedances	0	0	0	0	0	0	0	0	0	0	0	0	0	0	0	0	0	0	0	0	0	0	0	0	0	0	0	0	0	0	0	
Daily average	180	180	180	180	180	180	180	180	180	180	180	180	180	180	180	180	180	180	180	180	180	180	180	180	180	180	180	180	180	180	180	
No of invalid days	Y	Y	Y	Y	Y	Y	Y	Y	Y	Y	Y	Y	Y	Y	Y	Y	Y	Y	Y	Y	Y	Y	Y	Y	Y	Y	Y	Y	Y	Y		
Sum of exceedances	N	N	N	N	N	N	N	N	N	N	N	N	N	N	N	N	N	N	N	N	N	N	N	N	N	N	N	N	N	N	N	

Signed: [Redacted] Date: 10/3/24
 (Authorised to sign as a representative of the Operator)

Permit Reference Number : LP3030XA

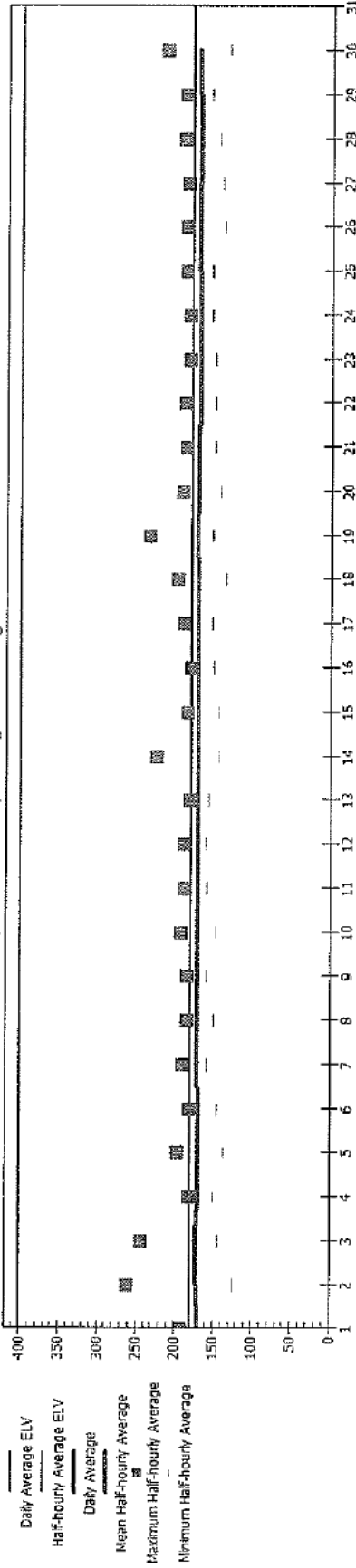
Installation: trident park cardiff

Operator : Viridor

Form Number:

Reporting of Continuously Monitored Emissions to Air for NOx mg/m3 at Emission Point A2 For the month of June 2024

Daily and Half-hourly Average Monitoring Data



Monthly summary		Date	1	2	3	4	5	6	7	8	9	10	11	12	13	14	15	16	17	18	19	20	21	22	23	24	25	26	27	28	29	30	31
Half-hourly average	Half-hourly average ELV		400	400	400	400	400	400	400	400	400	400	400	400	400	400	400	400	400	400	400	400	400	400	400	400	400	400	400	400	400	400	400
	Monthly maximum	260	190	260	242	181	196	181	190	184	184	192	187	189	180	223	184	180	189	197	233	191	167	188	182	182	186	187	186	189	187	213	
	Monthly mean	171	169	171	174	169	171	169	172	170	171	170	170	171	170	171	170	171	171	173	173	170	171	170	169	170	171	171	170	169	171	172	
	Monthly minimum	123	123	144	150	137	146	159	150	159	147	158	161	157	144	144	152	153	135	153	143	143	150	150	151	154	154	139	141	146	155	133	
	Total invalid results	0	0	0	0	0	0	0	0	0	0	0	0	0	0	0	0	0	0	0	0	0	0	0	0	0	0	0	0	0	0	0	0
Daily average	Sum of exceedances	0	0	0	0	0	0	0	0	0	0	0	0	0	0	0	0	0	0	0	0	0	0	0	0	0	0	0	0	0	0	0	
	Daily average ELV	180	180	180	180	180	180	180	180	180	180	180	180	180	180	180	180	180	180	180	180	180	180	180	180	180	180	180	180	180	180	180	
	Monthly maximum	174	169	171	174	169	171	169	172	170	171	170	170	171	170	171	170	171	171	173	173	170	171	170	169	170	171	171	170	169	171	172	
	No of invalid days	0	Y	Y	Y	Y	Y	Y	Y	Y	Y	Y	Y	Y	Y	Y	Y	Y	Y	Y	Y	Y	Y	Y	Y	Y	Y	Y	Y	Y	Y		
	Sum of exceedances	0	N	N	N	N	N	N	N	N	N	N	N	N	N	N	N	N	N	N	N	N	N	N	N	N	N	N	N	N	N	N	

Signed: [Redacted] Date: 10/7/24

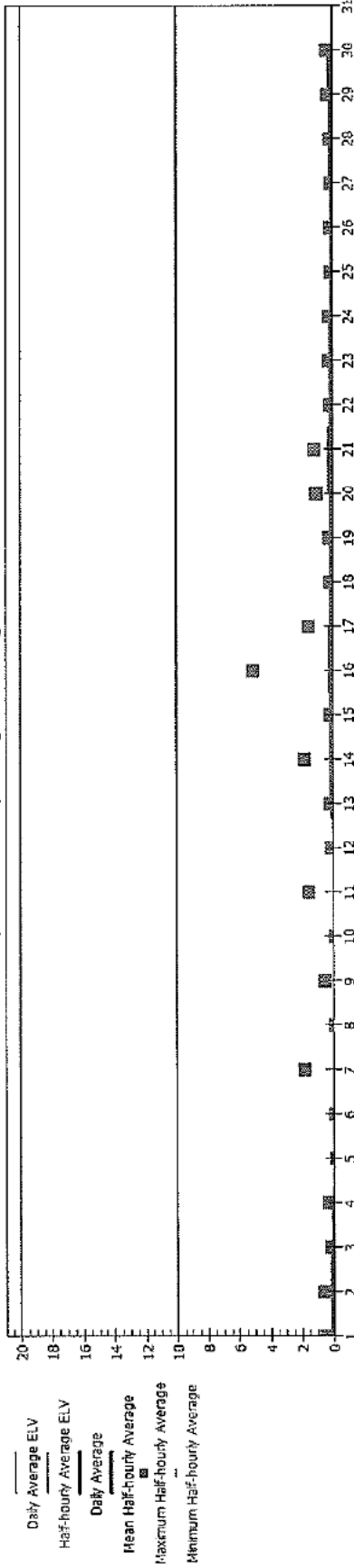
(Authorised to sign as a representative of the Operator)

Permit Reference Number : LP3030XA
 Installation: trident park cardiff

Operator : Virtdor
 Form Number:

Reporting of Continuously Monitored Emissions to Air for VOC mg/m3 at Emission Point A2 For the month of April 2024

Daily and Half-hourly Average Monitoring Data



Monthly summary		Date	
Half-hourly average	5	1	20
Half-hourly average ELV	0	1	20
Maximum Half-hourly average	0	1	20
Mean Half-hourly average	0	1	20
Minimum Half-hourly average	0	1	20
Total Invalid results	0	1	20
No of Invalid results	0	1	20
Sum of exceedances	0	1	20
No of exceedances of ELV	0	1	20
Daily average ELV	10	10	10
Daily average	0	0	0
No of invalid days	0	Y	Y
Value Valid?	0	Y	Y
Value Exceeds ELV?	0	N	N

	1	2	3	4	5	6	7	8	9	10	11	12	13	14	15	16	17	18	19	20	21	22	23	24	25	26	27	28	29	30	31
Half-hourly average	0	0	0	0	0	0	0	0	0	0	0	0	0	0	0	0	0	0	0	0	0	0	0	0	0	0	0	0	0	0	0
Maximum Half-hourly average	0	0	0	0	0	0	0	0	0	0	0	0	0	0	0	0	0	0	0	0	0	0	0	0	0	0	0	0	0	0	0
Mean Half-hourly average	0	0	0	0	0	0	0	0	0	0	0	0	0	0	0	0	0	0	0	0	0	0	0	0	0	0	0	0	0	0	0
Minimum Half-hourly average	0	0	0	0	0	0	0	0	0	0	0	0	0	0	0	0	0	0	0	0	0	0	0	0	0	0	0	0	0	0	0
Total Invalid results	0	0	0	0	0	0	0	0	0	0	0	0	0	0	0	0	0	0	0	0	0	0	0	0	0	0	0	0	0	0	0
No of Invalid results	0	0	0	0	0	0	0	0	0	0	0	0	0	0	0	0	0	0	0	0	0	0	0	0	0	0	0	0	0	0	0
Sum of exceedances	0	0	0	0	0	0	0	0	0	0	0	0	0	0	0	0	0	0	0	0	0	0	0	0	0	0	0	0	0	0	0
No of exceedances of ELV	0	0	0	0	0	0	0	0	0	0	0	0	0	0	0	0	0	0	0	0	0	0	0	0	0	0	0	0	0	0	0
Daily average ELV	10	10	10	10	10	10	10	10	10	10	10	10	10	10	10	10	10	10	10	10	10	10	10	10	10	10	10	10	10	10	10
Daily average	0	0	0	0	0	0	0	0	0	0	0	0	0	0	0	0	0	0	0	0	0	0	0	0	0	0	0	0	0	0	0
No of invalid days	Y	Y	Y	Y	Y	Y	Y	Y	Y	Y	Y	Y	Y	Y	Y	Y	Y	Y	Y	Y	Y	Y	Y	Y	Y	Y	Y	Y	Y	Y	
Value Valid?	Y	Y	Y	Y	Y	Y	Y	Y	Y	Y	Y	Y	Y	Y	Y	Y	Y	Y	Y	Y	Y	Y	Y	Y	Y	Y	Y	Y	Y	Y	
Value Exceeds ELV?	N	N	N	N	N	N	N	N	N	N	N	N	N	N	N	N	N	N	N	N	N	N	N	N	N	N	N	N	N	N	N

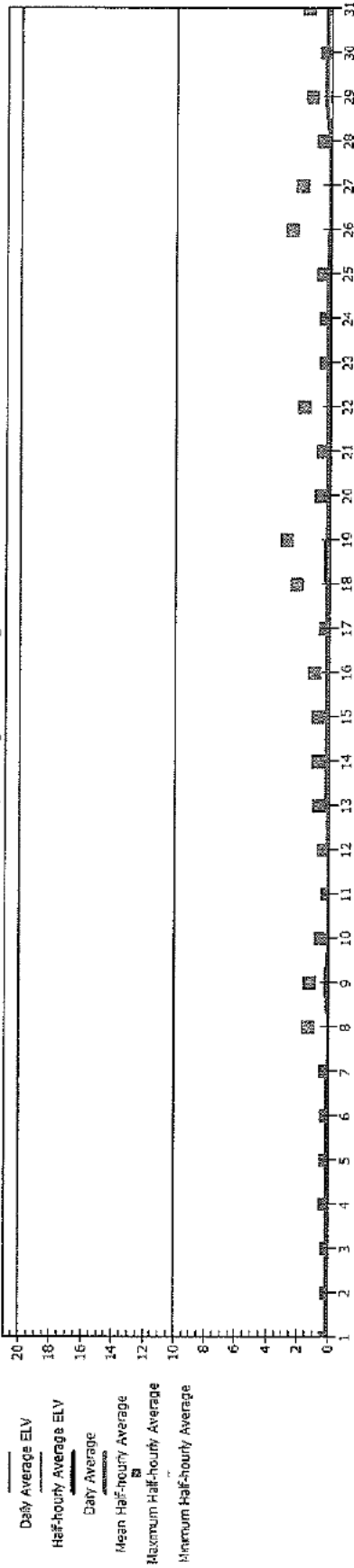
Signed: [Redacted] Date: 19/7/24
 (Authorised to sign as a representative of the Operator)

Permit Reference Number : LP3030XA
 Installation: trident park cardiff

Operator : Viridor
 Form Number:

Reporting of Continuously Monitored Emissions to Air for VOC mg/m3 at Emission Point A2 For the month of May 2024

Daily and Half-hourly Average Monitoring Data



Monthly summary		Date	1	2	3	4	5	6	7	8	9	10	11	12	13	14	15	16	17	18	19	20	21	22	23	24	25	26	27	28	29	30	31		
Half-hourly average	Monthly maximum	Half-hourly average ELV	20	20	20	20	20	20	20	20	20	20	20	20	20	20	20	20	20	20	20	20	20	20	20	20	20	20	20	20	20	20	20	20	
	Monthly mean	Maximum Half-hourly average	0	0	0	0	0	0	0	0	0	0	0	0	0	0	0	0	0	0	0	0	0	0	0	0	0	0	0	0	0	0	0	0	
	Monthly minimum	Mean Half-hourly average	0	0	0	0	0	0	0	0	0	0	0	0	0	0	0	0	0	0	0	0	0	0	0	0	0	0	0	0	0	0	0	0	
	Total invalid results	Minimum Half-hourly average	0	0	0	0	0	0	0	0	0	0	0	0	0	0	0	0	0	0	0	0	0	0	0	0	0	0	0	0	0	0	0	0	
	Sum of exceedances	No of invalid results	0	0	0	0	0	0	0	0	0	0	0	0	0	0	0	0	0	0	0	0	0	0	0	0	0	0	0	0	0	0	0	0	0
Daily average	Monthly maximum	No of exceedances of ELV	0	0	0	0	0	0	0	0	0	0	0	0	0	0	0	0	0	0	0	0	0	0	0	0	0	0	0	0	0	0	0	0	
	No of invalid days	Daily average ELV	10	10	10	10	10	10	10	10	10	10	10	10	10	10	10	10	10	10	10	10	10	10	10	10	10	10	10	10	10	10	10	10	10
	Sum of exceedances	Daily average	0	0	0	0	0	0	0	0	0	0	0	0	0	0	0	0	0	0	0	0	0	0	0	0	0	0	0	0	0	0	0	0	0
		Value Valid?	Y	Y	Y	Y	Y	Y	Y	Y	Y	Y	Y	Y	Y	Y	Y	Y	Y	Y	Y	Y	Y	Y	Y	Y	Y	Y	Y	Y	Y	Y	Y	Y	
		Value Exceeds ELV?	N	N	N	N	N	N	N	N	N	N	N	N	N	N	N	N	N	N	N	N	N	N	N	N	N	N	N	N	N	N	N	N	N

Signed: [Redacted] Date: 10/7/24

(Authorised to sign as a representative of the Operator)

Permit Reference Number : LP3030XA

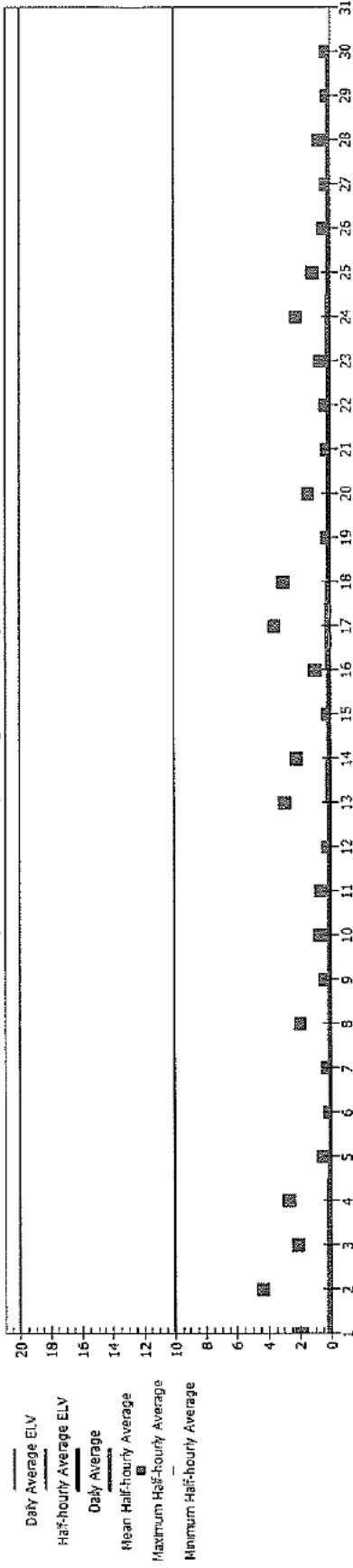
Installation: trident park cardiff

Operator : Viridor

Form Number:

Reporting of Continuously Monitored Emissions to Air for VOC mg/m3 at Emission Point A2 For the month of June 2024

Daily and Half-hourly Average Monitoring Data



Monthly summary		Date																														
Half-hourly average		1	2	3	4	5	6	7	8	9	10	11	12	13	14	15	16	17	18	19	20	21	22	23	24	25	26	27	28	29	30	31
	Monthly maximum	20	20	20	20	20	20	20	20	20	20	20	20	20	20	20	20	20	20	20	20	20	20	20	20	20	20	20	20	20	20	20
	Monthly mean	2	4	2	3	0	0	0	2	0	1	1	0	3	2	0	1	4	3	0	1	0	0	1	2	1	0	0	1	0	0	
	Monthly minimum	0	0	0	0	0	0	0	0	0	0	0	0	0	0	0	0	0	0	0	0	0	0	0	0	0	0	0	0	0	0	
	Total Invalid results	0	0	0	0	0	0	0	0	0	0	0	0	0	0	0	0	0	0	0	0	0	0	0	0	0	0	0	0	0	0	
	Sum of exceedances	0	0	0	0	0	0	0	0	0	0	0	0	0	0	0	0	0	0	0	0	0	0	0	0	0	0	0	0	0	0	
Daily average		10	10	10	10	10	10	10	10	10	10	10	10	10	10	10	10	10	10	10	10	10	10	10	10	10	10	10	10	10	10	
	Monthly maximum	0	0	0	0	0	0	0	0	0	0	0	0	0	0	0	0	0	0	0	0	0	0	0	0	0	0	0	0	0	0	
	No of invalid days	Y	Y	Y	Y	Y	Y	Y	Y	Y	Y	Y	Y	Y	Y	Y	Y	Y	Y	Y	Y	Y	Y	Y	Y	Y	Y	Y	Y	Y		
	Sum of exceedances	N	N	N	N	N	N	N	N	N	N	N	N	N	N	N	N	N	N	N	N	N	N	N	N	N	N	N	N	N	N	

Signed: [Redacted] Date: 10/07/24

(Authorised to sign as a representative of the Operator)

Permit Reference Number : LP3030XA

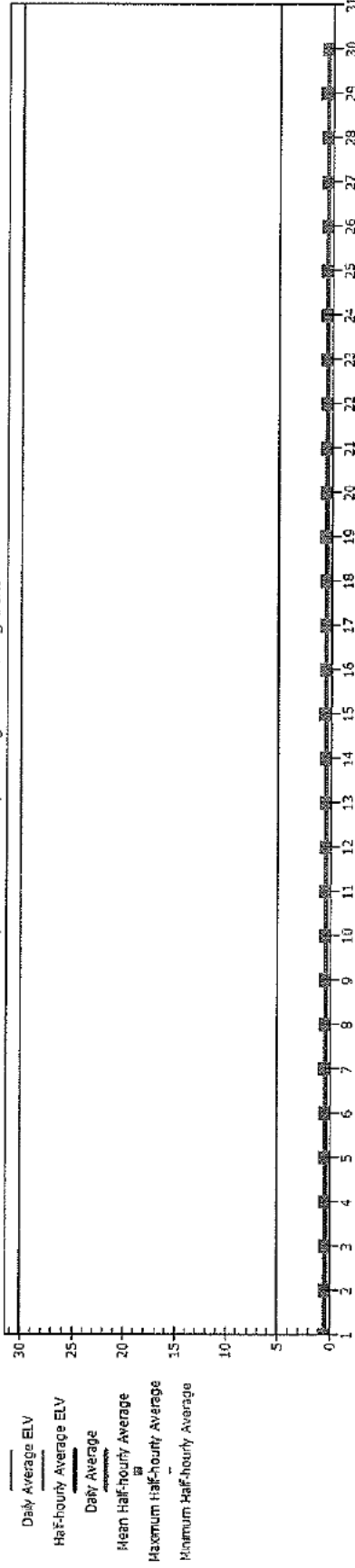
Installation: trident park cardiff

Operator : Viridor

Form Number:

Reporting of Continuously Monitored Emissions to Air for Particulates mg/m³ at Emission Point A2 For the month of April 2024

Daily and Half-hourly Average Monitoring Data



Monthly summary		Date	1	2	3	4	5	6	7	8	9	10	11	12	13	14	15	16	17	18	19	20	21	22	23	24	25	26	27	28	29	30	31
Half-hourly average	Half-hourly average ELV		30	30	30	30	30	30	30	30	30	30	30	30	30	30	30	30	30	30	30	30	30	30	30	30	30	30	30	30	30	30	30
	Maximum Half-hourly average		0	0	0	0	0	0	0	0	0	0	0	0	0	0	0	0	0	0	0	0	0	0	0	0	0	0	0	0	0	0	0
	Mean Half-hourly average		0	0	0	0	0	0	0	0	0	0	0	0	0	0	0	0	0	0	0	0	0	0	0	0	0	0	0	0	0	0	0
	Minimum Half-hourly average		0	0	0	0	0	0	0	0	0	0	0	0	0	0	0	0	0	0	0	0	0	0	0	0	0	0	0	0	0	0	0
	Total Invalid results		0	0	0	0	0	0	0	0	0	0	0	0	0	0	0	0	0	0	0	0	0	0	0	0	0	0	0	0	0	0	0
Daily average	Sum of exceedances of ELV		0	0	0	0	0	0	0	0	0	0	0	0	0	0	0	0	0	0	0	0	0	0	0	0	0	0	0	0	0	0	0
	Daily average ELV		5	5	5	5	5	5	5	5	5	5	5	5	5	5	5	5	5	5	5	5	5	5	5	5	5	5	5	5	5	5	
	Daily average		0	0	0	0	0	0	0	0	0	0	0	0	0	0	0	0	0	0	0	0	0	0	0	0	0	0	0	0	0	0	0
	No of invalid days		Y	Y	Y	Y	Y	Y	Y	Y	Y	Y	Y	Y	Y	Y	Y	Y	Y	Y	Y	Y	Y	Y	Y	Y	Y	Y	Y	Y	Y	Y	
	Value Exceeds ELV?		N	N	N	N	N	N	N	N	N	N	N	N	N	N	N	N	N	N	N	N	N	N	N	N	N	N	N	N	N	N	N

Signed: [Redacted] Date: 10/3/24

(Authorised to sign as a representative of the Operator)

Permit Reference Number : LP3030XA

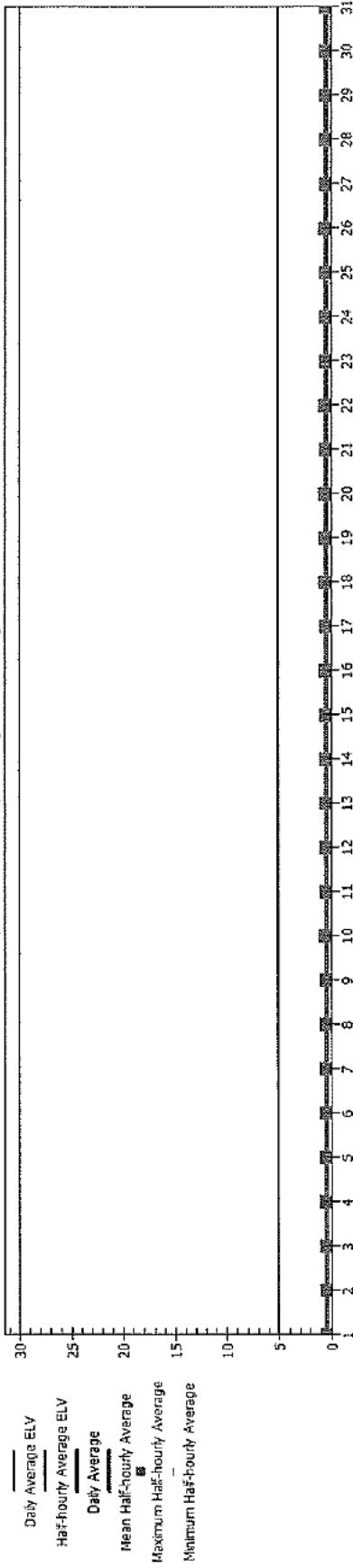
Installation: trident park cardiff

Operator : Viridor

Form Number:

Reporting of Continuously Monitored Emissions to Air for Particulates mg/m3 at Emission Point A2 For the month of May 2024

Daily and Half-hourly Average Monitoring Data



Monthly summary		Date	1	2	3	4	5	6	7	8	9	10	11	12	13	14	15	16	17	18	19	20	21	22	23	24	25	26	27	28	29	30	31		
Half-hourly average	Half-hourly average ELV		30	30	30	30	30	30	30	30	30	30	30	30	30	30	30	30	30	30	30	30	30	30	30	30	30	30	30	30	30	30	30		
	Maximum Half-hourly average		0	0	0	0	0	0	0	0	0	0	0	0	0	0	0	0	0	0	0	0	0	0	0	0	0	0	0	0	0	0	0	0	
	Monthly mean		0	0	0	0	0	0	0	0	0	0	0	0	0	0	0	0	0	0	0	0	0	0	0	0	0	0	0	0	0	0	0	0	
	Monthly minimum		0	0	0	0	0	0	0	0	0	0	0	0	0	0	0	0	0	0	0	0	0	0	0	0	0	0	0	0	0	0	0	0	
	Total Invalid results		0	0	0	0	0	0	0	0	0	0	0	0	0	0	0	0	0	0	0	0	0	0	0	0	0	0	0	0	0	0	0	0	0
Daily average	Sum of exceedances		0	0	0	0	0	0	0	0	0	0	0	0	0	0	0	0	0	0	0	0	0	0	0	0	0	0	0	0	0	0	0	0	
	Daily average ELV		5	5	5	5	5	5	5	5	5	5	5	5	5	5	5	5	5	5	5	5	5	5	5	5	5	5	5	5	5	5	5	5	
	Monthly maximum		0	0	0	0	0	0	0	0	0	0	0	0	0	0	0	0	0	0	0	0	0	0	0	0	0	0	0	0	0	0	0	0	0
	No of invalid days		Y	Y	Y	Y	Y	Y	Y	Y	Y	Y	Y	Y	Y	Y	Y	Y	Y	Y	Y	Y	Y	Y	Y	Y	Y	Y	Y	Y	Y	Y	Y	Y	
	Sum of exceedances		0	0	0	0	0	0	0	0	0	0	0	0	0	0	0	0	0	0	0	0	0	0	0	0	0	0	0	0	0	0	0	0	0

Signed: [Redacted] Date: 10/7/24

(Authorised to sign as a representative of the Operator)

Permit Reference Number : LP3030XA

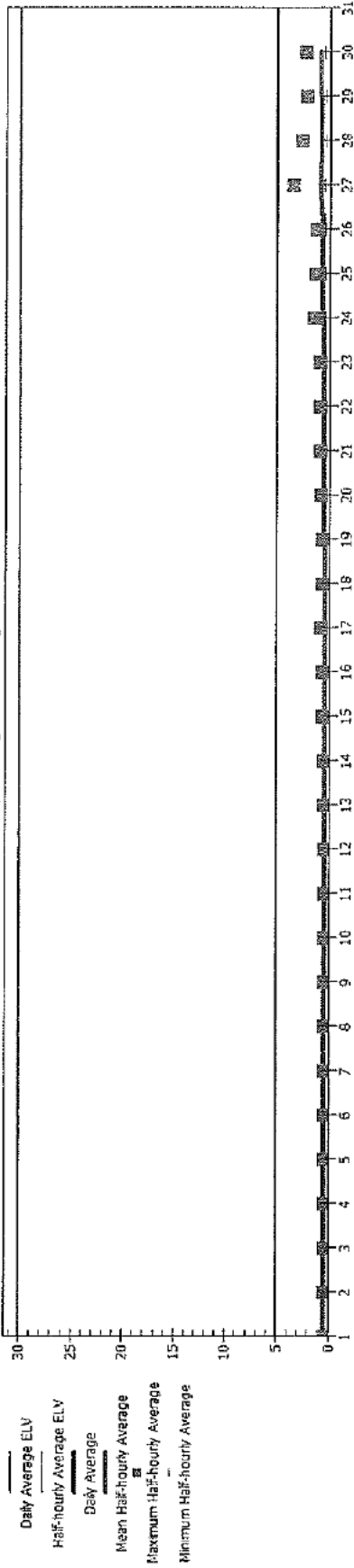
Installation: trident park cardiff

Operator : Viridor

Form Number:

Reporting of Continuously Monitored Emissions to Air for Particulates mg/m³ at Emission Point A2 For the month of June 2024

Daily and Half-hourly Average Monitoring Data



Monthly summary		Date	1	2	3	4	5	6	7	8	9	10	11	12	13	14	15	16	17	18	19	20	21	22	23	24	25	26	27	28	29	30	31
Half-hourly average	Half-hourly average ELV		30	30	30	30	30	30	30	30	30	30	30	30	30	30	30	30	30	30	30	30	30	30	30	30	30	30	30	30	30	30	30
	Monthly maximum	3	0	0	0	0	0	0	0	0	0	0	0	0	0	0	0	0	0	0	0	0	0	0	0	0	0	0	0	0	0	0	0
	Monthly mean	0	0	0	0	0	0	0	0	0	0	0	0	0	0	0	0	0	0	0	0	0	0	0	0	0	0	0	0	0	0	0	0
	Monthly minimum	0	0	0	0	0	0	0	0	0	0	0	0	0	0	0	0	0	0	0	0	0	0	0	0	0	0	0	0	0	0	0	0
	Total Invalid results	0	0	0	0	0	0	0	0	0	0	0	0	0	0	0	0	0	0	0	0	0	0	0	0	0	0	0	0	0	0	0	0
Daily average	Sum of exceedances	0	0	0	0	0	0	0	0	0	0	0	0	0	0	0	0	0	0	0	0	0	0	0	0	0	0	0	0	0	0	0	0
	Daily average ELV		5	5	5	5	5	5	5	5	5	5	5	5	5	5	5	5	5	5	5	5	5	5	5	5	5	5	5	5	5	5	5
	Monthly maximum	1	0	0	0	0	0	0	0	0	0	0	0	0	0	0	0	0	0	0	0	0	0	0	0	0	0	0	0	0	0	0	0
	No of invalid days	0	Y	Y	Y	Y	Y	Y	Y	Y	Y	Y	Y	Y	Y	Y	Y	Y	Y	Y	Y	Y	Y	Y	Y	Y	Y	Y	Y	Y	Y	Y	Y
	Sum of exceedances	0	N	N	N	N	N	N	N	N	N	N	N	N	N	N	N	N	N	N	N	N	N	N	N	N	N	N	N	N	N	N	N

Signed: [Redacted] Date: 19/7/24

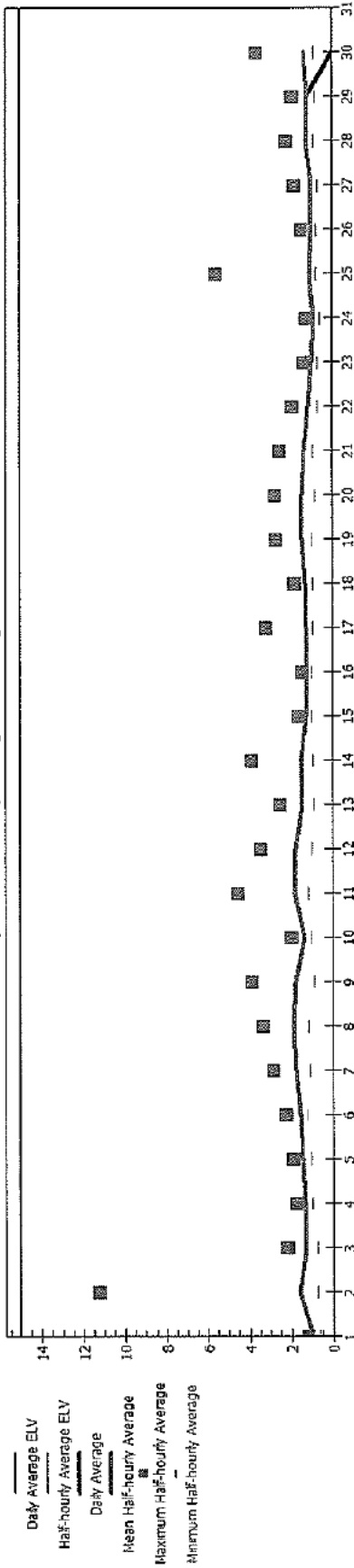
(Authorised to sign as a representative of the Operator)

Permit Reference Number : LP3030XA
 Installation: trident park cardiff

Operator : Viridor
 Form Number:

Reporting of Continuously Monitored Emissions to Air for NH3 mg/m3 at Emission Point A1 For the month of April 2024

Daily and Half-hourly Average Monitoring Data



Monthly summary	Date																														
	1	2	3	4	5	6	7	8	9	10	11	12	13	14	15	16	17	18	19	20	21	22	23	24	25	26	27	28	29	30	31
Half-hourly average	N/A																														
Half-hourly average ELV	N/A																														
Monthly maximum	11	2	2	2	2	2	3	3	4	2	5	3	3	4	2	1	3	2	3	3	3	2	1	1	6	1	2	2	2	4	
Monthly mean	1	2	1	1	1	2	2	2	2	1	2	2	1	2	1	1	1	1	1	1	1	1	1	1	1	1	1	1	1	1	
Monthly minimum	1	1	1	1	1	1	1	1	1	1	1	1	1	1	1	1	1	1	1	1	1	1	1	1	1	1	1	1	1	1	
Total Invalid results	0	0	0	0	0	0	0	0	0	0	0	0	0	0	0	0	0	0	0	0	0	0	0	0	0	0	0	0	0	0	
Sum of exceedances	0	0	0	0	0	0	0	0	0	0	0	0	0	0	0	0	0	0	0	0	0	0	0	0	0	0	0	0	0	0	
Daily average	15	15	15	15	15	15	15	15	15	15	15	15	15	15	15	15	15	15	15	15	15	15	15	15	15	15	15	15	15	15	
Daily average ELV	N/A																														
Monthly maximum	2	1	1	1	1	2	2	2	2	1	2	2	1	2	1	1	1	1	1	1	1	1	1	1	1	1	1	1	1	1	
No of invalid days	0	0	0	0	0	0	0	0	0	0	0	0	0	0	0	0	0	0	0	0	0	0	0	0	0	0	0	0	0	0	
Value Valid?	Y	Y	Y	Y	Y	Y	Y	Y	Y	Y	Y	Y	Y	Y	Y	Y	Y	Y	Y	Y	Y	Y	Y	Y	Y	Y	Y	Y	Y	Y	
Value Exceeds ELV?	N	N	N	N	N	N	N	N	N	N	N	N	N	N	N	N	N	N	N	N	N	N	N	N	N	N	N	N	N	N	

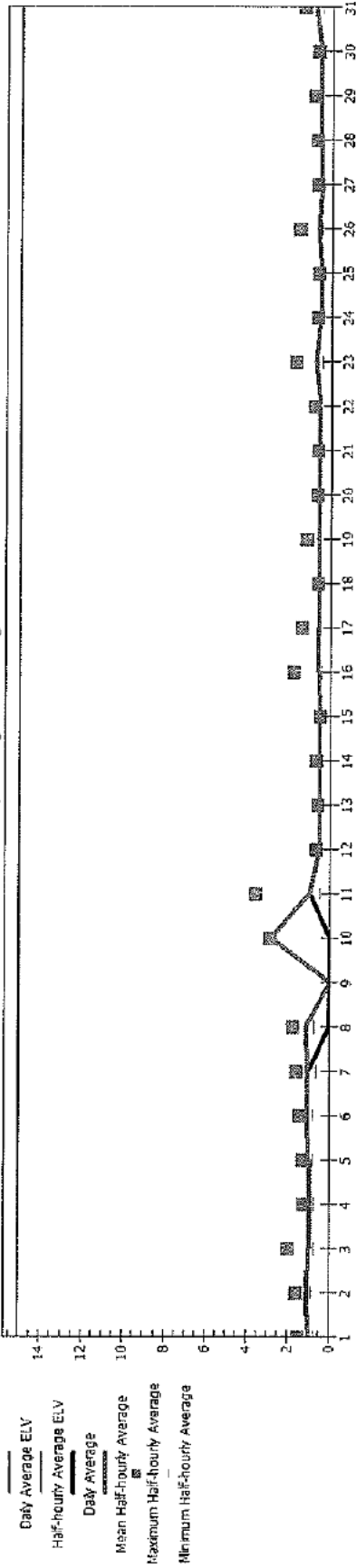
Signed: [Redacted] Date: 10/7/24
 (Authorised to sign as a representative of the Operator)

Permit Reference Number : LP3030XA
 Installation: trident park cardiff

Operator : Viridor
 Form Number:

Reporting of Continuously Monitored Emissions to Air for NH3 mg/m3 at Emission Point A1 For the month of May 2024

Daily and Half-hourly Average Monitoring Data



Monthly summary	Date																															
	1	2	3	4	5	6	7	8	9	10	11	12	13	14	15	16	17	18	19	20	21	22	23	24	25	26	27	28	29	30	31	
Half-hourly average	N/A	N/A	N/A	N/A	N/A	N/A	N/A	N/A	N/A	N/A	N/A	N/A	N/A	N/A	N/A	N/A	N/A	N/A	N/A	N/A	N/A	N/A	N/A	N/A	N/A	N/A	N/A	N/A	N/A	N/A	N/A	N/A
Half-hourly maximum	1	2	1	1	1	1	2	Off	3	4	1	1	1	0	2	1	1	1	1	1	1	1	2	1	1	2	1	1	1	1		
Half-hourly mean	1	1	1	1	1	1	1	Off	3	1	1	0	1	0	1	1	1	1	1	1	1	1	1	0	1	1	0	1	1	1		
Half-hourly minimum	1	1	1	1	1	1	1	Off	3	0	0	0	0	0	0	0	0	0	0	0	0	0	0	0	0	0	0	0	0	0		
Total invalid results	0	0	0	0	0	0	0	0	0	0	0	0	0	0	0	0	0	0	0	0	0	0	0	0	0	0	0	0	0	0		
Sum of exceedances	0	0	0	0	0	0	0	0	0	0	0	0	0	0	0	0	0	0	0	0	0	0	0	0	0	0	0	0	0	0		
Daily average	15	15	15	15	15	15	15	15	15	15	15	15	15	15	15	15	15	15	15	15	15	15	15	15	15	15	15	15	15	15		
Daily maximum	1	1	1	1	1	1	1	N/A	Off	N/A	1	0	1	0	1	1	1	1	1	1	1	1	1	1	1	1	1	1	1	1		
Daily minimum	Y	Y	Y	Y	Y	Y	Y	Y	Y	Y	Y	Y	Y	Y	Y	Y	Y	Y	Y	Y	Y	Y	Y	Y	Y	Y	Y	Y	Y	Y		
Sum of exceedances	0	0	0	0	0	0	0	0	0	0	0	0	0	0	0	0	0	0	0	0	0	0	0	0	0	0	0	0	0	0		

Signed: [Redacted] Date: 10/31/24

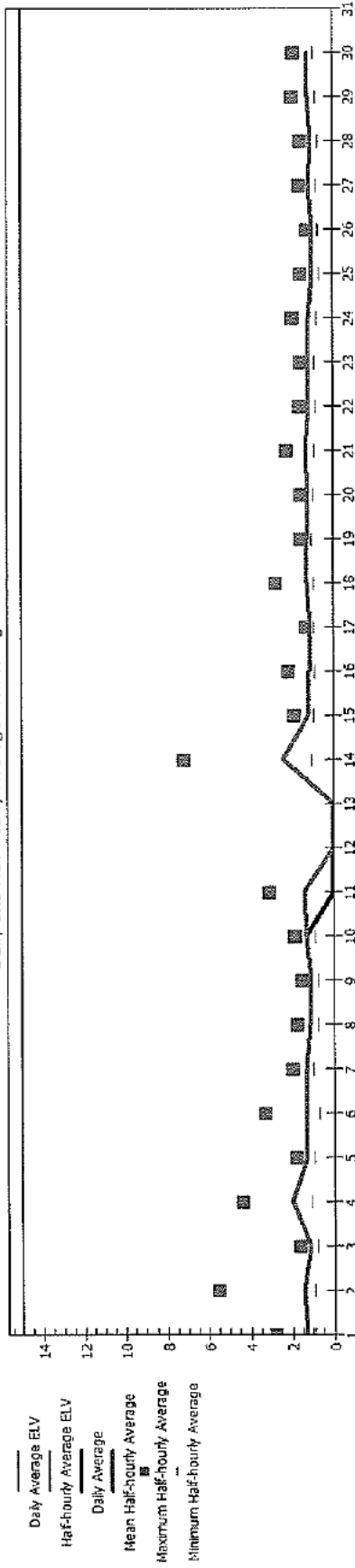
(Authorised to sign as a representative of the Operator)

Permit Reference Number : LP3030XA
 Installation: trident park cardiff

Operator : Viridor
 Form Number:

Reporting of Continuously Monitored Emissions to Air for NH3 mg/m3 at Emission Point A1 For the month of June 2024

Daily and Half-hourly Average Monitoring Data



Monthly summary	Date																															
	1	2	3	4	5	6	7	8	9	10	11	12	13	14	15	16	17	18	19	20	21	22	23	24	25	26	27	28	29	30	31	
Half-hourly average																																
Monthly maximum	N/A	N/A	N/A	N/A	N/A	N/A	N/A	N/A	N/A	N/A	N/A	N/A	N/A	N/A	N/A	N/A	N/A	N/A	N/A	N/A	N/A	N/A	N/A	N/A	N/A	N/A	N/A	N/A	N/A	N/A	N/A	N/A
Monthly mean	3	5	2	4	2	3	2	2	2	2	3	Off	Off	7	2	2	1	3	2	1	2	2	2	2	1	1	2	2	2	2	2	
Monthly minimum	1	1	1	1	1	1	1	1	1	1	1	Off	Off	2	1	1	1	1	1	1	1	1	1	1	1	1	1	1	1	1	1	
Total Invalid results	0	0	0	0	0	0	0	0	0	0	0	0	0	0	0	0	0	0	0	0	0	0	0	0	0	0	0	0	0	0	0	
Sum of exceedances	0	0	0	0	0	0	0	0	0	0	0	0	0	0	0	0	0	0	0	0	0	0	0	0	0	0	0	0	0	0	0	
Daily average	15	15	15	15	15	15	15	15	15	15	15	15	15	15	15	15	15	15	15	15	15	15	15	15	15	15	15	15	15	15	15	
No of invalid days	1	1	1	2	1	1	1	1	1	1	1	N/A	Off	Off	2	1	1	1	1	1	1	1	1	1	1	1	1	1	1	1	1	
Sum of exceedances	0	0	0	0	0	0	0	0	0	0	0	0	0	0	0	0	0	0	0	0	0	0	0	0	0	0	0	0	0	0	0	

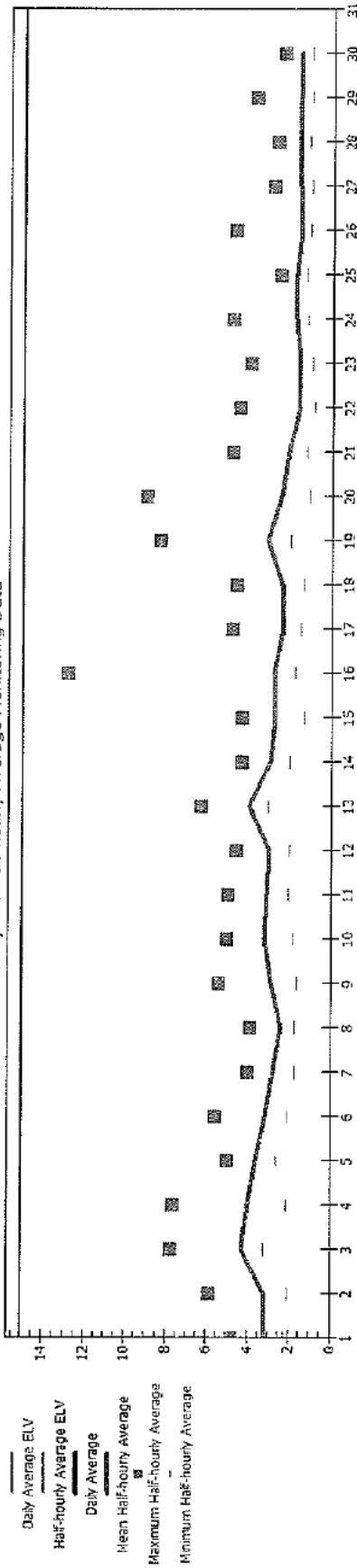
Signed: [Redacted] Date: 10/07/24
 (Authorised to sign as a representative of the Operator)

Permit Reference Number: LP3030XA
 Installation: trident park cardiff

Operator: Viridor
 Form Number:

Reporting of Continuously Monitored Emissions to Air for NH3 mg/m3 at Emission Point A2 For the month of April 2024

Daily and Half-hourly Average Monitoring Data



Monthly summary	Date																														
	1	2	3	4	5	6	7	8	9	10	11	12	13	14	15	16	17	18	19	20	21	22	23	24	25	26	27	28	29	30	31
Half-hourly average	N/A																														
Half-hourly maximum	5	6	8	8	5	6	4	4	5	5	5	6	4	4	13	5	5	8	9	5	4	4	5	3	5	3	3	4	2		
Half-hourly mean	3	3	4	4	4	3	2	3	3	3	3	3	4	3	3	3	2	2	3	2	2	2	2	2	2	2	2	2	2		
Half-hourly minimum	2	2	3	2	3	2	2	2	2	2	2	2	3	2	1	2	1	1	2	1	1	1	1	1	1	1	1	1	1		
Total Invalid results	0	0	0	0	0	0	0	0	0	0	0	0	0	0	0	0	0	0	0	0	0	0	0	0	0	0	0	0	0		
Sum of exceedances	0	0	0	0	0	0	0	0	0	0	0	0	0	0	0	0	0	0	0	0	0	0	0	0	0	0	0	0	0		
Daily average	15	15	15	15	15	15	15	15	15	15	15	15	15	15	15	15	15	15	15	15	15	15	15	15	15	15	15	15	15		
Daily maximum	3	3	4	4	4	3	2	3	3	3	3	3	4	3	3	3	2	2	3	2	2	2	2	2	2	2	2	2	2		
Daily minimum	Y	Y	Y	Y	Y	Y	Y	Y	Y	Y	Y	Y	Y	Y	Y	Y	Y	Y	Y	Y	Y	Y	Y	Y	Y	Y	Y	Y	Y		
Sum of exceedances	0	0	0	0	0	0	0	0	0	0	0	0	0	0	0	0	0	0	0	0	0	0	0	0	0	0	0	0	0		

Signed: [Redacted] Date: 10/3/24
 (Authorised to sign as a representative of the Operator)

Permit Reference Number : LP3030XA

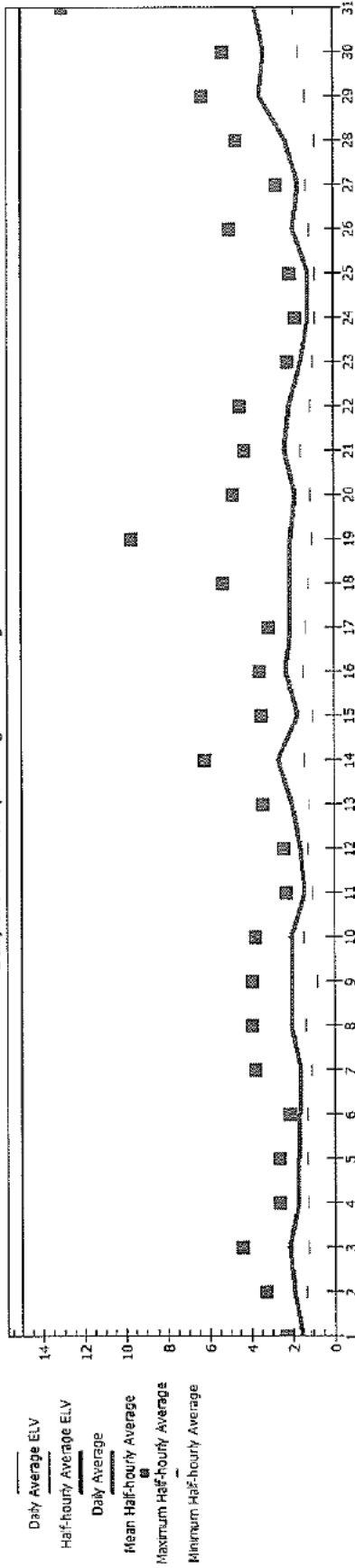
Installation: trident park cardiff

Operator : Vrtidor

Form Number:

Reporting of Continuously Monitored Emissions to Air for NH3 mg/m3 at Emission Point A2 For the month of May 2024

Daily and Half-hourly Average Monitoring Data



Month summary	Date																																
	1	2	3	4	5	6	7	8	9	10	11	12	13	14	15	16	17	18	19	20	21	22	23	24	25	26	27	28	29	30	31		
Half-hourly average	N/A																																
Monthly maximum	13																																
Monthly mean	2																																
Monthly minimum	1																																
Total Invalid results	0																																
Sum of exceedances	0																																
Daily average	15																																
Monthly maximum	4																																
No of invalid days	0																																
Sum of exceedances	0																																
Half-hourly average	1	2	3	4	5	6	7	8	9	10	11	12	13	14	15	16	17	18	19	20	21	22	23	24	25	26	27	28	29	30	31		
Half-hourly average ELV	N/A	N/A	N/A	N/A	N/A	N/A	N/A	N/A	N/A	N/A	N/A	N/A	N/A	N/A	N/A	N/A	N/A	N/A	N/A	N/A	N/A	N/A	N/A	N/A	N/A	N/A	N/A	N/A	N/A	N/A	N/A	N/A	
Maximum Half-hourly average	2	3	4	3	3	2	4	4	4	4	2	2	3	6	3	4	3	5	10	5	4	4	2	2	2	2	5	3	5	6	5	13	
Mean Half-hourly average	2	2	2	2	2	2	2	2	2	2	2	2	2	3	2	2	2	2	2	2	2	2	2	2	1	1	2	2	2	4	3	4	
Minimum Half-hourly average	1	1	1	1	1	1	1	1	1	1	1	1	1	1	1	1	1	1	1	1	1	1	1	1	1	1	1	1	1	1	1	2	2
No of Invalid results	0	0	0	0	0	0	0	0	0	0	0	0	0	0	0	0	0	0	0	0	0	0	0	0	0	0	0	0	0	0	0	0	0
No of exceedances of ELV	N/A	N/A	N/A	N/A	N/A	N/A	N/A	N/A	N/A	N/A	N/A	N/A	N/A	N/A	N/A	N/A	N/A	N/A	N/A	N/A	N/A	N/A	N/A	N/A	N/A	N/A	N/A	N/A	N/A	N/A	N/A	N/A	N/A
Daily average ELV	15	15	15	15	15	15	15	15	15	15	15	15	15	15	15	15	15	15	15	15	15	15	15	15	15	15	15	15	15	15	15	15	
Daily average	2	2	2	2	2	2	2	2	2	2	2	2	2	3	2	2	2	2	2	2	2	2	2	2	1	2	2	2	2	4	3	4	
Value Valid?	Y	Y	Y	Y	Y	Y	Y	Y	Y	Y	Y	Y	Y	Y	Y	Y	Y	Y	Y	Y	Y	Y	Y	Y	Y	Y	Y	Y	Y	Y	Y	Y	
Value Exceeds ELV?	N	N	N	N	N	N	N	N	N	N	N	N	N	N	N	N	N	N	N	N	N	N	N	N	N	N	N	N	N	N	N	N	

Signed: [Redacted] Date: 30/07/24

(Authorised to sign as a representative of the Operator)

Permit Reference Number : LP3030XA

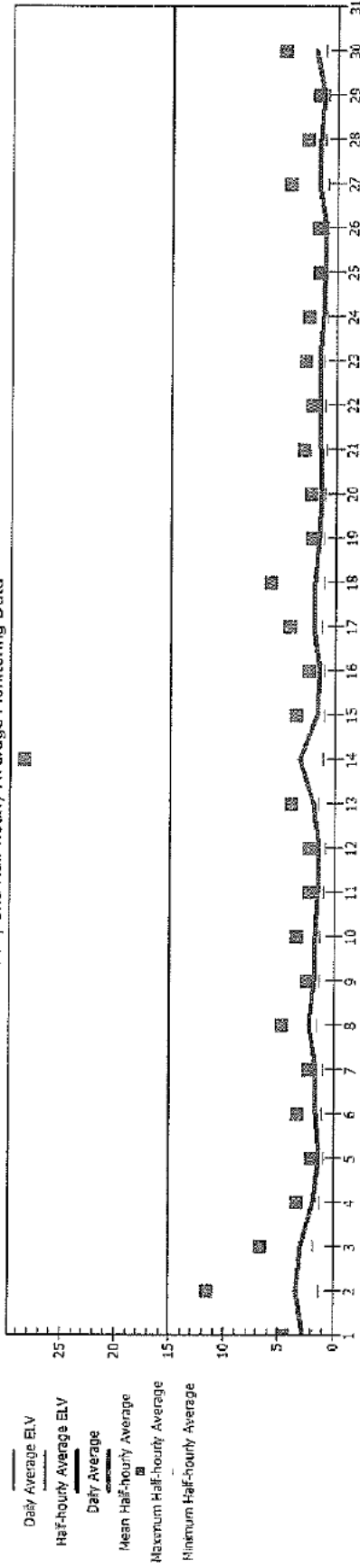
Installation: trident park cardiff

Operator : Viridor

Form Number:

Reporting of Continuously Monitored Emissions to Air for NH3 mg/m3 at Emission Point A2 For the month of June 2024

Daily and Half-hourly Average Monitoring Data



Monthly summary		Date	1	2	3	4	5	6	7	8	9	10	11	12	13	14	15	16	17	18	19	20	21	22	23	24	25	26	27	28	29	30	31
Half-hourly average	Half-hourly average ELV		N/A	N/A	N/A	N/A	N/A	N/A	N/A	N/A	N/A	N/A	N/A	N/A	N/A	N/A	N/A	N/A	N/A	N/A	N/A	N/A	N/A	N/A	N/A	N/A	N/A	N/A	N/A	N/A	N/A	N/A	N/A
	Monthly maximum	28	4	11	7	3	2	3	2	5	2	3	2	2	4	28	4	2	4	6	2	2	3	2	3	2	1	2	4	3	2	5	
	Monthly mean	2	3	3	2	1	2	2	2	2	2	2	1	2	3	2	1	2	2	1	2	1	1	1	2	1	1	1	2	1	1	2	
	Monthly minimum	1	2	1	1	1	1	1	1	1	1	1	1	1	1	1	1	1	1	1	1	1	1	1	1	1	1	1	1	1	1	1	
Daily average	Total Invalid results	0	0	0	0	0	0	0	0	0	0	0	0	0	0	0	0	0	0	0	0	0	0	0	0	0	0	0	0	0	0	0	
	Sum of exceedances	0	N/A	N/A	N/A	N/A	N/A	N/A	N/A	N/A	N/A	N/A	N/A	N/A	N/A	N/A	N/A	N/A	N/A	N/A	N/A	N/A	N/A	N/A	N/A	N/A	N/A	N/A	N/A	N/A	N/A	N/A	N/A
	Monthly maximum	3	15	15	15	15	15	15	15	15	15	15	15	15	15	15	15	15	15	15	15	15	15	15	15	15	15	15	15	15	15	15	
	Sum of exceedances	0	3	3	3	2	1	2	2	2	2	2	1	2	3	2	1	2	2	1	2	2	1	1	2	1	1	2	1	1	2	1	2
Value Valid?			Y	Y	Y	Y	Y	Y	Y	Y	Y	Y	Y	Y	Y	Y	Y	Y	Y	Y	Y	Y	Y	Y	Y	Y	Y	Y	Y	Y	Y	Y	
Value Exceeds ELV?			N	N	N	N	N	N	N	N	N	N	N	N	N	N	N	N	N	N	N	N	N	N	N	N	N	N	N	N	N	N	N

Signed: [Redacted] Date: 01/07/24

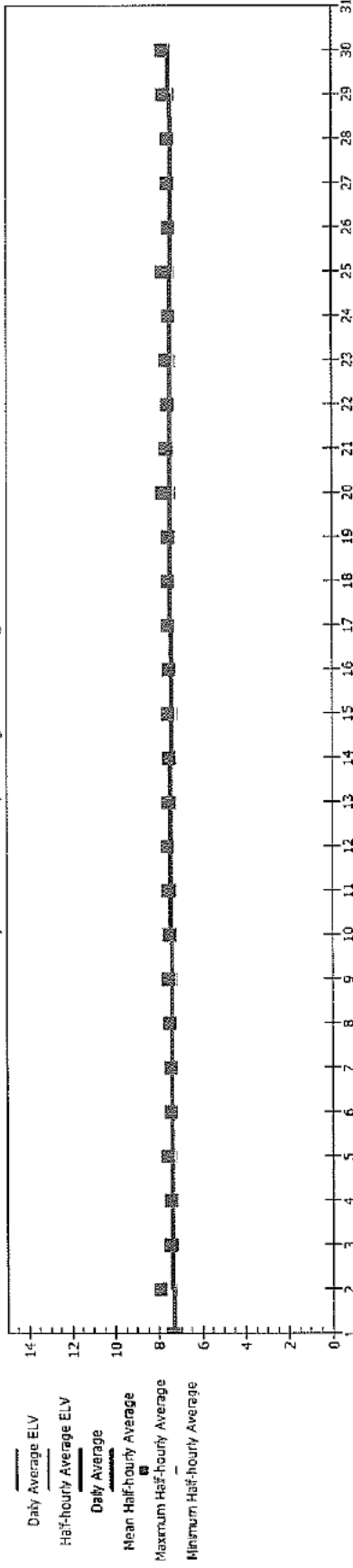
(Authorised to sign as a representative of the Operator)

Permit Reference Number : LP3030XA
 Installation: trident park cardiff

Operator : Vtridor
 Form Number:

Reporting of Continuously Monitored Emissions to Air for CO2 % at Emission Point A1 For the month of April 2024

Daily and Half-hourly Average Monitoring Data



Monthly summary	Date																																		
	1	2	3	4	5	6	7	8	9	10	11	12	13	14	15	16	17	18	19	20	21	22	23	24	25	26	27	28	29	30	31				
Half-hourly average	N/A																																		
Monthly maximum	8	7	7	7	7	7	7	7	7	7	7	7	7	7	7	7	7	7	7	7	7	7	7	7	7	7	7	7	7	7	7	7	7		
Monthly mean	7	7	7	7	7	7	7	7	7	7	7	7	7	7	7	7	7	7	7	7	7	7	7	7	7	7	7	7	7	7	7	7	7	7	
Monthly minimum	7	7	7	7	7	7	7	7	7	7	7	7	7	7	7	7	7	7	7	7	7	7	7	7	7	7	7	7	7	7	7	7	7	7	
Total invalid results	0	0	0	0	0	0	0	0	0	0	0	0	0	0	0	0	0	0	0	0	0	0	0	0	0	0	0	0	0	0	0	0	0	0	
Sum of exceedances	0	0	0	0	0	0	0	0	0	0	0	0	0	0	0	0	0	0	0	0	0	0	0	0	0	0	0	0	0	0	0	0	0	0	
Daily average	N/A																																		
Monthly maximum	7	7	7	7	7	7	7	7	7	7	7	7	7	7	7	7	7	7	7	7	7	7	7	7	7	7	7	7	7	7	7	7	7	7	
No of invalid days	0	0	0	0	0	0	0	0	0	0	0	0	0	0	0	0	0	0	0	0	0	0	0	0	0	0	0	0	0	0	0	0	0	0	0
Sum of exceedances	0	0	0	0	0	0	0	0	0	0	0	0	0	0	0	0	0	0	0	0	0	0	0	0	0	0	0	0	0	0	0	0	0	0	0

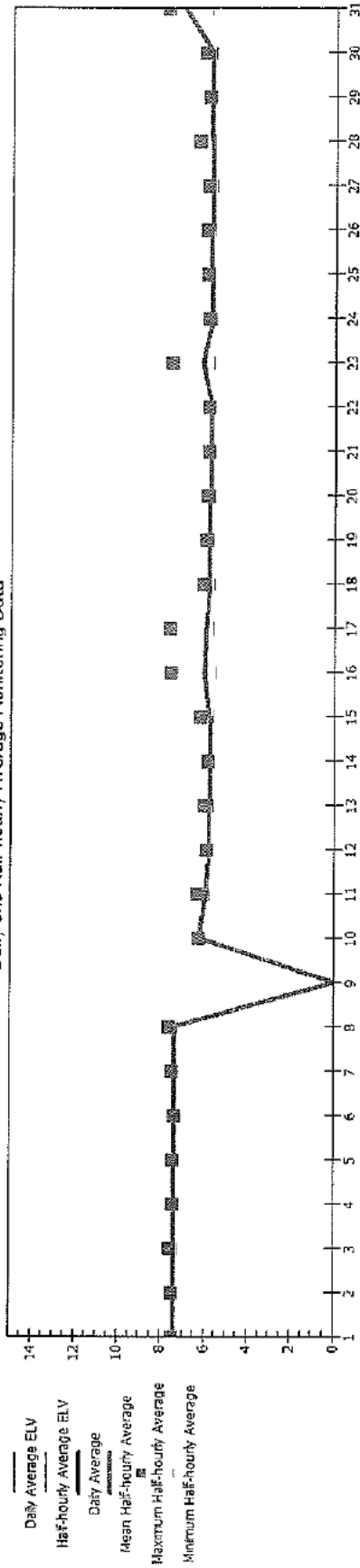
Signed: [Redacted] Date: 15/7/24
 (Authorised to sign as a representative of the Operator)

Permit Reference Number : LP3030XA
 Installation: trident park cardiff

Operator : Viridor
 Form Number:

Reporting of Continuously Monitored Emissions to Air for CO2 % at Emission Point A1 For the month of May 2024

Daily and Half-hourly Average Monitoring Data



Monthly summary		Date	1	2	3	4	5	6	7	8	9	10	11	12	13	14	15	16	17	18	19	20	21	22	23	24	25	26	27	28	29	30	31		
Half-hourly average	Half-hourly average ELV		N/A	N/A	N/A	N/A	N/A	N/A	N/A	N/A	N/A	N/A	N/A	N/A	N/A	N/A	N/A	N/A	N/A	N/A	N/A	N/A	N/A	N/A	N/A	N/A	N/A	N/A	N/A	N/A	N/A	N/A	N/A	N/A	
	Monthly maximum	8	7	7	8	7	7	7	7	8	Off	6	6	6	6	6	6	6	6	6	6	6	6	6	6	6	6	6	6	6	6	6	6	6	
	Monthly mean	6	7	7	7	7	7	7	7	7	Off	6	6	6	6	6	6	6	6	6	6	6	6	6	6	6	6	6	6	6	6	6	6	6	
	Monthly minimum	5	7	7	7	7	7	7	7	7	Off	6	6	6	6	6	6	6	6	6	6	6	6	6	6	6	6	6	6	6	6	6	6	6	6
	Total Invalid results	0	0	0	0	0	0	0	0	0	0	0	0	0	0	0	0	0	0	0	0	0	0	0	0	0	0	0	0	0	0	0	0	0	0
Daily average	Sum of exceedances of ELV	0	N/A	N/A	N/A	N/A	N/A	N/A	N/A	N/A	Off	N/A	N/A	N/A	N/A	N/A	N/A	N/A	N/A	N/A	N/A	N/A	N/A	N/A	N/A	N/A	N/A	N/A	N/A	N/A	N/A	N/A	N/A	N/A	N/A
	Daily average ELV		N/A	N/A	N/A	N/A	N/A	N/A	N/A	N/A	N/A	N/A	N/A	N/A	N/A	N/A	N/A	N/A	N/A	N/A	N/A	N/A	N/A	N/A	N/A	N/A	N/A	N/A	N/A	N/A	N/A	N/A	N/A	N/A	N/A
	Monthly maximum	7	7	7	7	7	7	7	7	7	Off	6	6	6	6	6	6	6	6	6	6	6	6	6	6	6	6	6	6	6	6	6	6	6	6
	No of invalid days	0	Y	Y	Y	Y	Y	Y	Y	Y	Y	Y	Y	Y	Y	Y	Y	Y	Y	Y	Y	Y	Y	Y	Y	Y	Y	Y	Y	Y	Y	Y	Y	Y	Y
	Sum of exceedances	0	N	N	N	N	N	N	N	N	N	N	N	N	N	N	N	N	N	N	N	N	N	N	N	N	N	N	N	N	N	N	N	N	N

Signed: [Redacted] Date: 10/3/24

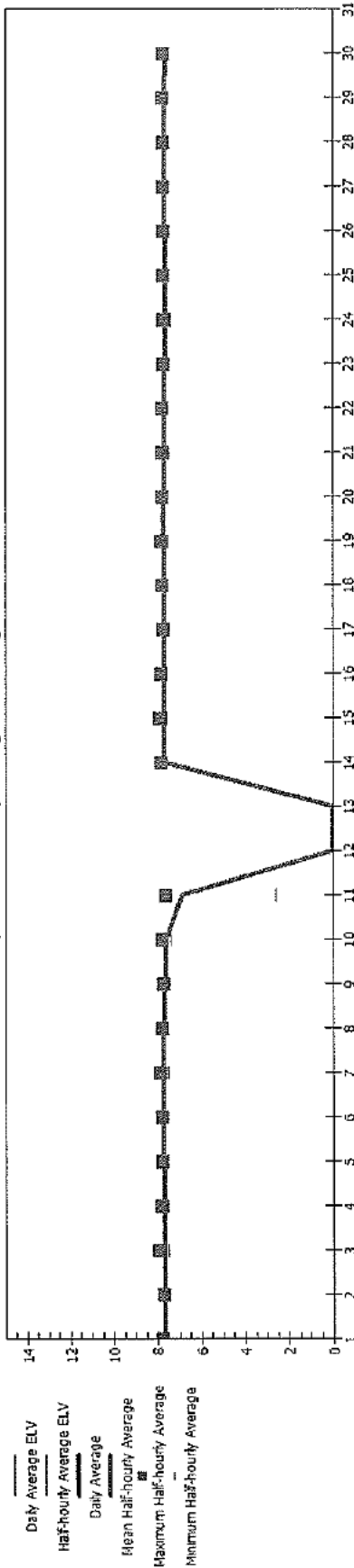
(Authorised to sign as a representative of the Operator)

Permit Reference Number : LP3030XA
 Installation: trident park cardiff

Operator : Vinidor
 Form Number:

Reporting of Continuously Monitored Emissions to Air for CO2 % at Emission Point A1 For the month of June 2024

Daily and Half-hourly Average Monitoring Data



Monthly summary		Date	1	2	3	4	5	6	7	8	9	10	11	12	13	14	15	16	17	18	19	20	21	22	23	24	25	26	27	28	29	30	31		
Half-hourly average	Half-hourly average ELV		N/A	N/A	N/A	N/A	N/A	N/A	N/A	N/A	N/A	N/A	N/A	N/A	N/A	N/A	N/A	N/A	N/A	N/A	N/A	N/A	N/A	N/A	N/A	N/A	N/A	N/A	N/A	N/A	N/A	N/A	N/A	N/A	
	Maximum Half-hourly average	8	8	8	8	8	8	8	8	8	8	8	8	8	8	8	8	8	8	8	8	8	8	8	8	8	8	8	8	8	8	8	8	8	
	Mean Half-hourly average	8	8	8	8	8	8	8	8	8	8	8	8	8	8	8	8	8	8	8	8	8	8	8	8	8	8	8	8	8	8	8	8	8	8
	Minimum Half-hourly average	3	7	7	7	8	8	8	7	3	Off	8	8	8	8	8	8	8	8	8	8	8	8	8	8	8	8	8	8	8	8	8	8	8	8
Daily average	Total Invalid results	0	0	0	0	0	0	0	0	0	0	0	0	0	0	0	0	0	0	0	0	0	0	0	0	0	0	0	0	0	0	0	0	0	
	Sum of exceedances of ELV	0	N/A	N/A	N/A	N/A	N/A	N/A	N/A	N/A	N/A	N/A	N/A	N/A	N/A	N/A	N/A	N/A	N/A	N/A	N/A	N/A	N/A	N/A	N/A	N/A	N/A	N/A	N/A	N/A	N/A	N/A	N/A	N/A	N/A
	Daily average ELV		N/A	N/A	N/A	N/A	N/A	N/A	N/A	N/A	N/A	N/A	N/A	N/A	N/A	N/A	N/A	N/A	N/A	N/A	N/A	N/A	N/A	N/A	N/A	N/A	N/A	N/A	N/A	N/A	N/A	N/A	N/A	N/A	N/A
	Monthly maximum	8	8	8	8	8	8	8	8	8	8	8	8	8	8	8	8	8	8	8	8	8	8	8	8	8	8	8	8	8	8	8	8	8	8
Value Valid?	Value Valid?	0	Y	Y	Y	Y	Y	Y	Y	Y	Y	Y	Y	Y	Y	Y	Y	Y	Y	Y	Y	Y	Y	Y	Y	Y	Y	Y	Y	Y	Y	Y	Y	Y	
	Sum of exceedances	0	N	N	N	N	N	N	N	N	N	N	N	N	N	N	N	N	N	N	N	N	N	N	N	N	N	N	N	N	N	N	N	N	N

Signed: [Redacted] Date: 10/7/24
 (Authorised to sign as a representative of the Operator)

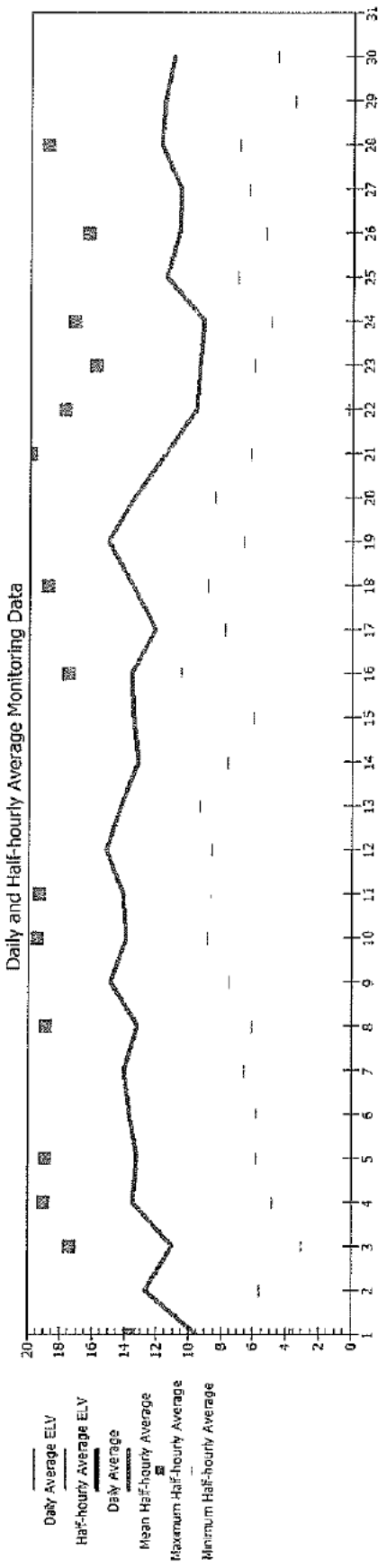
Permit Reference Number : LP3030XA

Installation: trident park cardiff

Operator : Viridor

Form Number:

Reporting of Continuously Monitored Emissions to Air for N2O mg/m3 at Emission Point A1 For the month of April 2024



Monthly summary	Date	1	2	3	4	5	6	7	8	9	10	11	12	13	14	15	16	17	18	19	20	21	22	23	24	25	26	27	28	29	30	31
Half-hourly average	Half-hourly average ELV	N/A	N/A	N/A	N/A	N/A	N/A	N/A	N/A	N/A	N/A	N/A	N/A	N/A	N/A	N/A	N/A	N/A	N/A	N/A	N/A	N/A	N/A	N/A	N/A	N/A	N/A	N/A	N/A	N/A	N/A	N/A
	Maximum Half-hourly average	14	49	17	19	19	21	25	19	25	19	19	23	22	20	22	18	25	19	21	22	20	18	16	17	49	16	31	19	22	27	
	Mean Half-hourly average	10	13	11	13	13	14	14	13	15	14	14	15	14	13	13	14	12	14	15	13	12	10	9	12	11	11	12	12	11	11	
	Minimum Half-hourly average	4	6	3	5	6	6	7	6	8	9	9	9	9	8	6	11	8	9	7	8	6	0	6	5	7	5	6	7	4	5	
	Total Invalid results	0	0	0	0	0	0	0	0	0	0	0	0	0	0	0	0	0	0	0	0	0	0	0	0	0	0	0	0	0	0	
	Sum of exceedances of ELV	N/A	N/A	N/A	N/A	N/A	N/A	N/A	N/A	N/A	N/A	N/A	N/A	N/A	N/A	N/A	N/A	N/A	N/A	N/A	N/A	N/A	N/A	N/A	N/A	N/A	N/A	N/A	N/A	N/A	N/A	
Daily average	Daily average ELV	N/A	N/A	N/A	N/A	N/A	N/A	N/A	N/A	N/A	N/A	N/A	N/A	N/A	N/A	N/A	N/A	N/A	N/A	N/A	N/A	N/A	N/A	N/A	N/A	N/A	N/A	N/A	N/A	N/A	N/A	
	Daily average	10	13	11	13	13	14	14	13	15	14	14	15	14	13	13	14	12	14	15	13	12	10	9	12	11	11	12	12	11	11	
	No of invalid days	Y	Y	Y	Y	Y	Y	Y	Y	Y	Y	Y	Y	Y	Y	Y	Y	Y	Y	Y	Y	Y	Y	Y	Y	Y	Y	Y	Y	Y		
	Sum of exceedances	N	N	N	N	N	N	N	N	N	N	N	N	N	N	N	N	N	N	N	N	N	N	N	N	N	N	N	N	N	N	

Signed: [Redacted] Date: 10/07/24

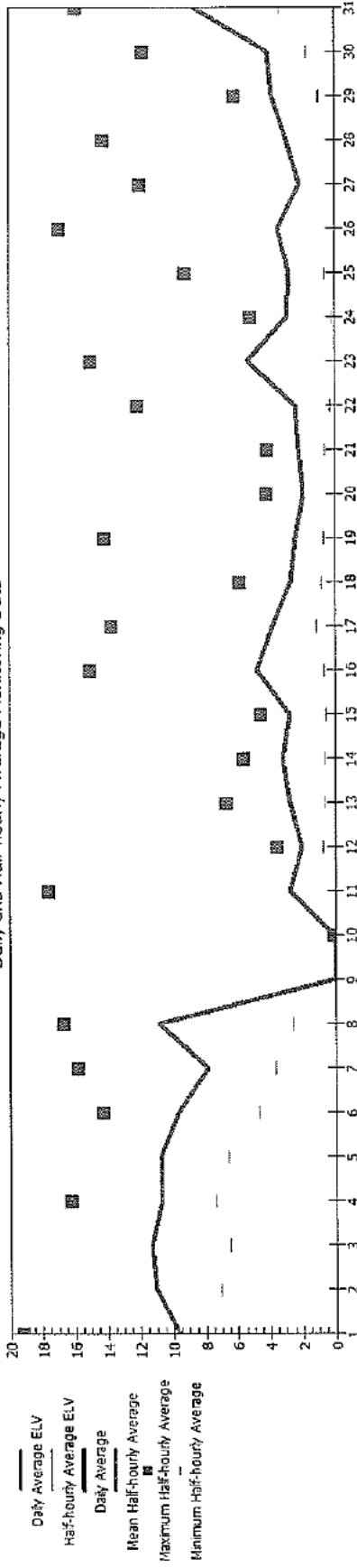
(Authorised to sign as a representative of the Operator)

Permit Reference Number : LP3030XA
 Installation: Irident park cardiff

Operator : Viridor
 Form Number:

Reporting of Continuously Monitored Emissions to Air for N2O mg/m3 at Emission Point A1 For the month of May 2024

Daily and Half-hourly Average Monitoring Data



Monthly summary		Date	1	2	3	4	5	6	7	8	9	10	11	12	13	14	15	16	17	18	19	20	21	22	23	24	25	26	27	28	29	30	31	
Half-hourly average	Half-hourly average ELV		N/A	N/A	N/A	N/A	N/A	N/A	N/A	N/A	N/A	N/A	N/A	N/A	N/A	N/A	N/A	N/A	N/A	N/A	N/A	N/A	N/A	N/A	N/A	N/A	N/A	N/A	N/A	N/A	N/A	N/A	N/A	N/A
	Monthly maximum	25	19	22	25	16	22	14	16	17	Off	0	18	4	7	6	5	15	14	6	14	4	4	12	15	5	9	17	12	14	6	12	16	
	Monthly mean	5	10	11	11	11	10	8	11	Off	0	3	2	3	3	3	5	4	3	2	2	2	2	2	5	3	3	2	3	4	4	9		
	Monthly minimum	0	6	7	7	7	5	4	3	Off	0	0	1	1	1	1	1	1	1	1	1	1	0	1	0	0	1	0	0	1	2	3		
	Total Invalid results	0	0	0	0	0	0	0	0	0	0	0	0	0	0	0	0	0	0	0	0	0	0	0	0	0	0	0	0	0	0	0	0	
Daily average	Sum of exceedances	0	N/A	N/A	N/A	N/A	N/A	N/A	N/A	N/A	Off	N/A	N/A	N/A	N/A	N/A	N/A	N/A	N/A	N/A	N/A	N/A	N/A	N/A	N/A	N/A	N/A	N/A	N/A	N/A	N/A	N/A	N/A	
	Daily average ELV		N/A	N/A	N/A	N/A	N/A	N/A	N/A	N/A	N/A	N/A	N/A	N/A	N/A	N/A	N/A	N/A	N/A	N/A	N/A	N/A	N/A	N/A	N/A	N/A	N/A	N/A	N/A	N/A	N/A	N/A	N/A	
	Monthly maximum	11	10	11	11	11	10	8	11	Off	0	3	2	3	3	3	5	4	3	2	2	2	2	2	5	3	3	2	3	4	4	9		
	No of invalid days	0	Y	Y	Y	Y	Y	Y	Y	Y	Y	Y	Y	Y	Y	Y	Y	Y	Y	Y	Y	Y	Y	Y	Y	Y	Y	Y	Y	Y	Y	Y		
Sum of exceedances	0	N	N	N	N	N	N	N	N	N	N	N	N	N	N	N	N	N	N	N	N	N	N	N	N	N	N	N	N	N	N	N		

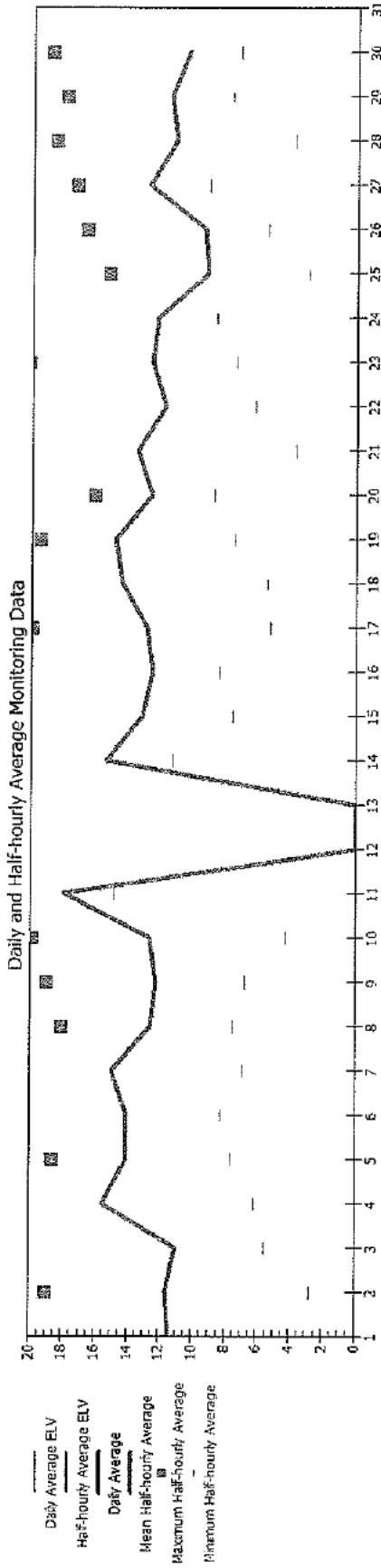
Signed..... Date: 30/5/24

(Authorised to sign as a representative of the Operator)

Permit Reference Number : LP3030XA
 Installation: trident park cardiff

Operator : Viridor
 Form Number:

Reporting of Continuously Monitored Emissions to Air for N2O mg/m3 at Emission Point A1 For the month of June 2024



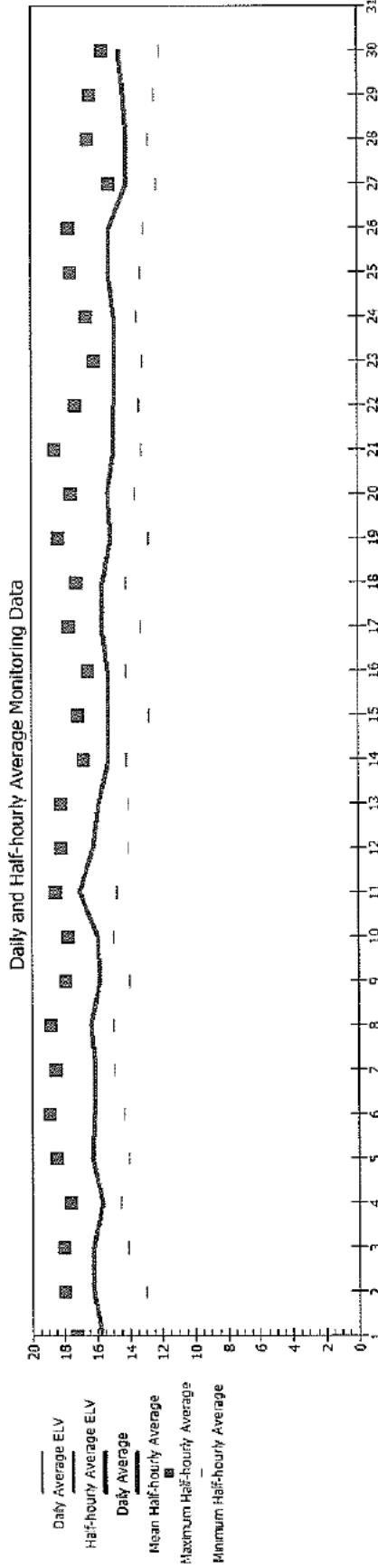
Monthly summary		Date	1	2	3	4	5	6	7	8	9	10	11	12	13	14	15	16	17	18	19	20	21	22	23	24	25	26	27	28	29	30	31	
Half-hourly average	Half-hourly average ELV		N/A	N/A	N/A	N/A	N/A	N/A	N/A	N/A	N/A	N/A	N/A	N/A	N/A	N/A	N/A	N/A	N/A	N/A	N/A	N/A	N/A	N/A	N/A	N/A	N/A	N/A	N/A	N/A	N/A	N/A	N/A	N/A
	Maximum Half-hourly average	32	23	19	25	24	19	32	23	18	19	20	21	Off	Off	22	25	32	20	29	19	16	21	23	20	24	15	17	17	19	18	19		
	Mean Half-hourly average	13	11	12	11	16	14	14	15	13	12	13	18	Off	Off	15	13	12	13	14	15	13	13	12	13	12	9	9	13	11	11	10		
	Minimum Half-hourly average	3	6	3	6	8	8	7	7	7	7	4	15	Off	Off	11	8	5	5	7	9	4	6	7	9	3	5	9	4	8	7			
	Total Invalid results	0	0	0	0	0	0	0	0	0	0	0	0	0	0	0	0	0	0	0	0	0	0	0	0	0	0	0	0	0	0	0	0	
Daily average	Sum of exceedances of ELV	0	N/A	N/A	N/A	N/A	N/A	N/A	N/A	N/A	N/A	N/A	N/A	Off	Off	N/A	N/A	N/A	N/A	N/A	N/A	N/A	N/A	N/A	N/A	N/A	N/A	N/A	N/A	N/A	N/A	N/A	N/A	
	Daily average ELV		N/A	N/A	N/A	N/A	N/A	N/A	N/A	N/A	N/A	N/A	N/A	N/A	N/A	N/A	N/A	N/A	N/A	N/A	N/A	N/A	N/A	N/A	N/A	N/A	N/A	N/A	N/A	N/A	N/A	N/A	N/A	
	Daily average	18	11	12	11	16	14	14	15	13	12	13	18	Off	Off	15	13	12	13	14	15	13	13	12	13	12	9	9	13	11	11	10		
	No of invalid days	0	Y	Y	Y	Y	Y	Y	Y	Y	Y	Y	Y	Y	Y	Y	Y	Y	Y	Y	Y	Y	Y	Y	Y	Y	Y	Y	Y	Y	Y	Y		
Sum of exceedances	0	N	N	N	N	N	N	N	N	N	N	N	N	N	N	N	N	N	N	N	N	N	N	N	N	N	N	N	N	N	N	N	N	

Signed: [Redacted] Date: 19/7/24
 (Authorised to sign as a representative of the Operator)

Permit Reference Number : LP3030XA
 Installation: trident park cardiff

Operator : Viridor
 Form Number:

Reporting of Continuously Monitored Emissions to Air for Moisture % at Emission Point A1 For the month of April 2024



Monthly summary		Date	1	2	3	4	5	6	7	8	9	10	11	12	13	14	15	16	17	18	19	20	21	22	23	24	25	26	27	28	29	30	31			
Half-hourly average	Half-hourly average ELV		N/A	N/A	N/A	N/A	N/A	N/A	N/A	N/A	N/A	N/A	N/A	N/A	N/A	N/A	N/A	N/A	N/A	N/A	N/A	N/A	N/A	N/A	N/A	N/A	N/A	N/A	N/A	N/A	N/A	N/A	N/A	N/A		
	Monthly maximum	19	17	18	18	18	18	18	18	18	18	18	18	18	18	18	18	18	18	18	18	18	18	18	18	18	18	18	18	18	18	18	18	18	18	
	Monthly mean	15	16	16	16	16	16	16	16	16	16	16	16	16	16	16	16	16	16	16	16	16	16	16	16	16	16	16	16	16	16	16	16	16	16	16
	Monthly minimum	12	14	13	14	14	14	14	14	14	14	14	14	14	14	14	14	14	14	14	14	14	14	14	14	14	14	14	14	14	14	14	14	14	14	14
	Total invalid results	0	0	0	0	0	0	0	0	0	0	0	0	0	0	0	0	0	0	0	0	0	0	0	0	0	0	0	0	0	0	0	0	0	0	0
Daily average	Sum of exceedances	0	N/A	N/A	N/A	N/A	N/A	N/A	N/A	N/A	N/A	N/A	N/A	N/A	N/A	N/A	N/A	N/A	N/A	N/A	N/A	N/A	N/A	N/A	N/A	N/A	N/A	N/A	N/A	N/A	N/A	N/A	N/A	N/A	N/A	N/A
	Daily average ELV		N/A	N/A	N/A	N/A	N/A	N/A	N/A	N/A	N/A	N/A	N/A	N/A	N/A	N/A	N/A	N/A	N/A	N/A	N/A	N/A	N/A	N/A	N/A	N/A	N/A	N/A	N/A	N/A	N/A	N/A	N/A	N/A	N/A	N/A
	Monthly maximum	17	16	16	16	16	16	16	16	16	16	16	16	16	16	16	16	16	16	16	16	16	16	16	16	16	16	16	16	16	16	16	16	16	16	16
	No of invalid days	0	Y	Y	Y	Y	Y	Y	Y	Y	Y	Y	Y	Y	Y	Y	Y	Y	Y	Y	Y	Y	Y	Y	Y	Y	Y	Y	Y	Y	Y	Y	Y	Y	Y	
	Sum of exceedances	0	N	N	N	N	N	N	N	N	N	N	N	N	N	N	N	N	N	N	N	N	N	N	N	N	N	N	N	N	N	N	N	N	N	N

Signed..... Date: 19/7/24

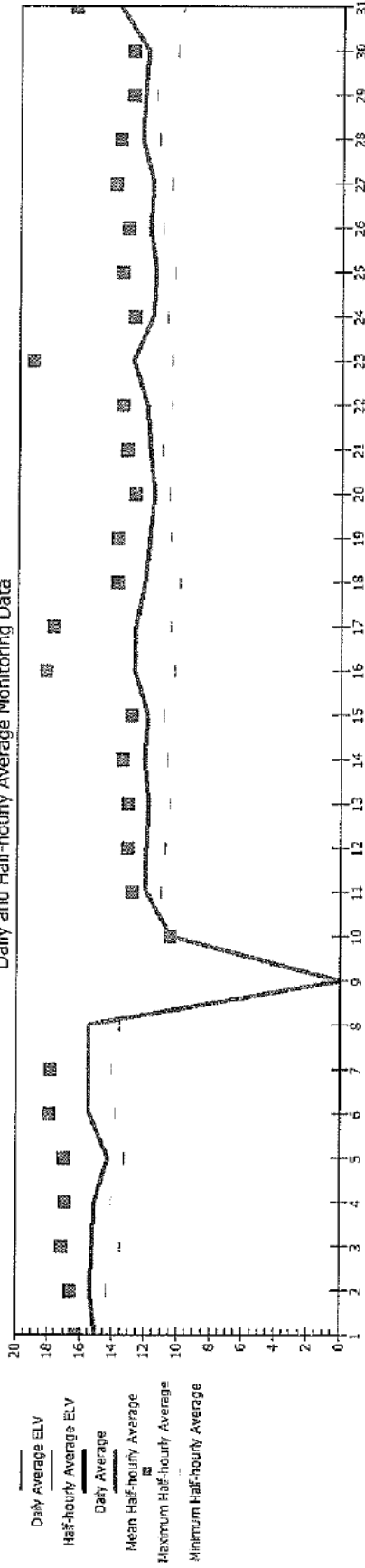
(Authorised to sign as a representative of the Operator)

Permit Reference Number : LP3030XA
 Installation: trident park cardiff

Operator : Viridor
 Form Number:

Reporting of Continuously Monitored Emissions to Air for Moisture % at Emission Point A1 For the month of May 2024

Daily and Half-hourly Average Monitoring Data



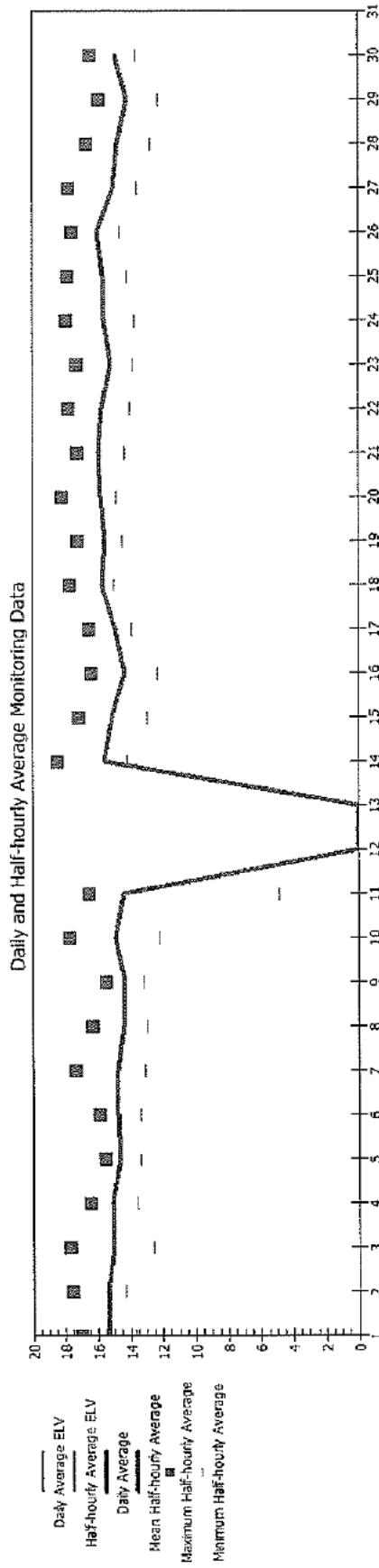
Monthly summary		Date	1	2	3	4	5	6	7	8	9	10	11	12	13	14	15	16	17	18	19	20	21	22	23	24	25	26	27	28	29	30	31	
Half-hourly average	Monthly maximum	Half-hourly average ELV	N/A	N/A	N/A	N/A	N/A	N/A	N/A	N/A	N/A	N/A	N/A	N/A	N/A	N/A	N/A	N/A	N/A	N/A	N/A	N/A	N/A	N/A	N/A	N/A	N/A	N/A	N/A	N/A	N/A	N/A	N/A	N/A
	Monthly mean	Maximum Half-hourly average	16	17	17	17	17	18	21	18	Off	10	13	13	13	13	13	18	18	14	14	13	13	13	19	13	14	13	14	14	13	13	16	
	Monthly minimum	Mean Half-hourly average	15	15	15	15	14	15	16	15	Off	10	12	12	12	12	13	13	12	12	12	12	12	12	13	12	11	12	12	12	12	12	14	
	Total Invalid results	Minimum Half-hourly average	14	14	13	14	14	14	14	14	Off	10	11	11	11	11	11	10	11	10	10	11	11	11	11	11	10	11	11	11	12	10	10	
	Sum of exceedances	No of invalid results	0	0	0	0	0	0	0	0	0	0	0	0	0	0	0	0	0	0	0	0	0	0	0	0	0	0	0	0	0	0	0	
	Monthly maximum	No of exceedances of ELV	N/A	N/A	N/A	N/A	N/A	N/A	N/A	N/A	Off	N/A	N/A	N/A	N/A	N/A	N/A	N/A	N/A	N/A	N/A	N/A	N/A	N/A	N/A	N/A	N/A	N/A	N/A	N/A	N/A	N/A	N/A	
Daily average	No of invalid days	Daily average ELV	15	15	15	15	14	15	16	15	Off	10	12	12	12	12	13	13	12	12	12	12	12	12	13	12	11	12	12	12	12	14		
	Sum of exceedances	Value Valid?	Y	Y	Y	Y	Y	Y	Y	Y	Y	Y	Y	Y	Y	Y	Y	Y	Y	Y	Y	Y	Y	Y	Y	Y	Y	Y	Y	Y	Y	Y		
		Value Exceeds ELV?	N	N	N	N	N	N	N	N	N	N	N	N	N	N	N	N	N	N	N	N	N	N	N	N	N	N	N	N	N	N	N	

Signed: [Redacted] Date: 10/7/24
 (Authorised to sign as a representative of the Operator)

Permit Reference Number : LP3030XA
 Installation: trident park cardiff

Operator : Viridor
 Form Number:

Reporting of Continuously Monitored Emissions to Air for Moisture % at Emission Point A1 For the month of June 2024



Monthly summary		Date	1	2	3	4	5	6	7	8	9	10	11	12	13	14	15	16	17	18	19	20	21	22	23	24	25	26	27	28	29	30	31	
Half-hourly average	Monthly maximum	Half-hourly average ELV	N/A	N/A	N/A	N/A	N/A	N/A	N/A	N/A	N/A	N/A	N/A	N/A	N/A	N/A	N/A	N/A	N/A	N/A	N/A	N/A	N/A	N/A	N/A	N/A	N/A	N/A	N/A	N/A	N/A	N/A	N/A	N/A
	Monthly mean	Maximum Half-hourly average	17	18	18	16	15	15	17	16	15	18	16	16	Off	Off	13	17	16	16	18	17	16	17	18	17	18	18	18	18	17	16	16	
	Monthly minimum	Mean Half-hourly average	15	15	15	15	15	15	15	14	14	15	14	15	14	Off	Off	16	15	14	15	16	15	16	16	15	16	16	16	15	15	14	15	
	Total Invalid results	Minimum Half-hourly average	14	14	13	14	13	13	13	13	12	12	5	Off	Off	14	13	12	14	15	14	15	14	14	14	14	14	14	15	14	13	12	14	
	Sum of exceedances	No of Invalid results	0	0	0	0	0	0	0	0	0	0	0	0	0	0	0	0	0	0	0	0	0	0	0	0	0	0	0	0	0	0	0	0
Daily average	Monthly maximum	No of exceedances of ELV	N/A	N/A	N/A	N/A	N/A	N/A	N/A	N/A	N/A	N/A	N/A	N/A	N/A	N/A	N/A	N/A	N/A	N/A	N/A	N/A	N/A	N/A	N/A	N/A	N/A	N/A	N/A	N/A	N/A	N/A	N/A	N/A
	No of invalid days	Daily average ELV	N/A	N/A	N/A	N/A	N/A	N/A	N/A	N/A	N/A	N/A	N/A	N/A	N/A	N/A	N/A	N/A	N/A	N/A	N/A	N/A	N/A	N/A	N/A	N/A	N/A	N/A	N/A	N/A	N/A	N/A	N/A	N/A
	Sum of exceedances	Daily average	15	15	15	15	15	15	15	15	14	14	15	14	15	14	Off	Off	16	15	14	15	16	16	16	16	16	16	16	15	15	14	15	
		Value Valid?	Y	Y	Y	Y	Y	Y	Y	Y	Y	Y	Y	Y	Y	Y	Y	Y	Y	Y	Y	Y	Y	Y	Y	Y	Y	Y	Y	Y	Y	Y	Y	Y
	Value Exceeds ELV?	Value Exceeds ELV?	N	N	N	N	N	N	N	N	N	N	N	N	N	N	N	N	N	N	N	N	N	N	N	N	N	N	N	N	N	N	N	N


Signed: [Redacted] Date: 19/7/24
 (Authorised to sign as a representative of the Operator)

Permit Reference Number : LP3030XA
 Installation: Irident park cardiff

Operator : Viridor
 Form Number:

Reporting of Continuously Monitored Emissions to Air for Dry Oxygen % at Emission Point A1 For the month of April 2024

Daily and Half-hourly Average Monitoring Data



Monthly summary	Date	
	Half-hourly average ELV	
Monthly maximum	11	N/A
Monthly mean	8	N/A
Monthly minimum	6	N/A
Total Invalid results	0	0
Sum of exceedances	0	N/A
Daily average ELV	8	N/A
Daily average	8	N/A
Value Valid?	Y	N/A
Value Exceeds ELV?	N	N/A

Half-hourly average	1	2	3	4	5	6	7	8	9	10	11	12	13	14	15	16	17	18	19	20	21	22	23	24	25	26	27	28	29	30	31	
Half-hourly average ELV	N/A	N/A	N/A	N/A	N/A	N/A	N/A	N/A	N/A	N/A	N/A	N/A	N/A	N/A	N/A	N/A	N/A	N/A	N/A	N/A	N/A	N/A	N/A	N/A	N/A	N/A	N/A	N/A	N/A	N/A	N/A	N/A
Maximum Half-hourly average	8	11	9	9	9	9	9	9	9	9	9	9	9	9	9	9	9	9	9	9	9	9	9	9	9	9	9	9	9	9	9	
Mean Half-hourly average	8	8	8	8	8	8	8	8	8	8	8	8	8	8	8	8	8	8	8	8	8	8	8	8	8	8	8	8	8	8	8	
Minimum Half-hourly average	7	7	7	7	7	7	7	7	7	7	7	7	7	7	7	7	7	7	7	7	7	7	7	7	7	7	7	7	7	7	7	
No of Invalid results	0	0	0	0	0	0	0	0	0	0	0	0	0	0	0	0	0	0	0	0	0	0	0	0	0	0	0	0	0	0	0	
No of exceedances of ELV	N/A	N/A	N/A	N/A	N/A	N/A	N/A	N/A	N/A	N/A	N/A	N/A	N/A	N/A	N/A	N/A	N/A	N/A	N/A	N/A	N/A	N/A	N/A	N/A	N/A	N/A	N/A	N/A	N/A	N/A	N/A	
Daily average ELV	N/A	N/A	N/A	N/A	N/A	N/A	N/A	N/A	N/A	N/A	N/A	N/A	N/A	N/A	N/A	N/A	N/A	N/A	N/A	N/A	N/A	N/A	N/A	N/A	N/A	N/A	N/A	N/A	N/A	N/A	N/A	
Daily average	8	8	8	8	8	8	8	8	8	8	8	8	8	8	8	8	8	8	8	8	8	8	8	8	8	8	8	8	8	8	8	
Value Valid?	Y	Y	Y	Y	Y	Y	Y	Y	Y	Y	Y	Y	Y	Y	Y	Y	Y	Y	Y	Y	Y	Y	Y	Y	Y	Y	Y	Y	Y	Y	Y	
Value Exceeds ELV?	N	N	N	N	N	N	N	N	N	N	N	N	N	N	N	N	N	N	N	N	N	N	N	N	N	N	N	N	N	N	N	

Signed: [Redacted] Date: 10/7/24

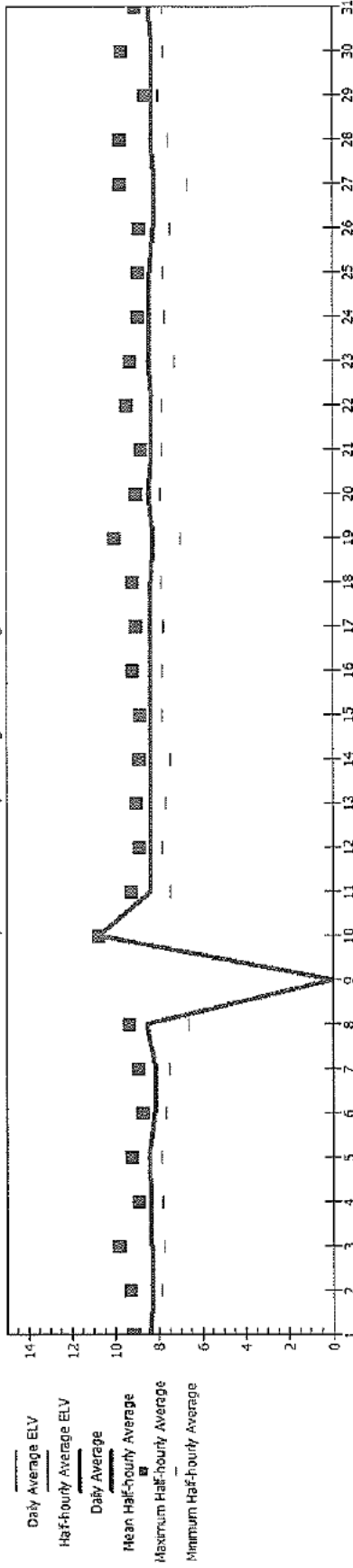
(Authorised to sign as a representative of the Operator)

Permit Reference Number : LP3030XA
 Installation: trident park cardiff

Operator : Viridor
 Form Number:

Reporting of Continuously Monitored Emissions to Air for Dry Oxygen % at Emission Point A1 For the month of May 2024

Daily and Half-hourly Average Monitoring Data



Monthly summary	Date																															
		1	2	3	4	5	6	7	8	9	10	11	12	13	14	15	16	17	18	19	20	21	22	23	24	25	26	27	28	29	30	31
Half-hourly	N/A	N/A	N/A	N/A	N/A	N/A	N/A	N/A	N/A	N/A	N/A	N/A	N/A	N/A	N/A	N/A	N/A	N/A	N/A	N/A	N/A	N/A	N/A	N/A	N/A	N/A	N/A	N/A	N/A	N/A	N/A	N/A
average	9	9	10	9	9	9	9	9	9	Off	11	9	9	9	9	9	9	9	9	10	9	9	9	9	9	9	9	9	10	9	10	9
Maximum	8	8	8	8	8	8	8	8	8	9	Off	11	8	8	8	8	8	8	8	8	8	8	8	8	8	8	8	8	8	8	8	8
Mean	8	8	8	8	8	8	8	8	8	7	Off	11	7	8	8	8	8	8	8	7	8	8	8	8	8	8	8	8	8	8	8	8
Minimum	8	8	8	8	8	8	8	8	8	7	Off	11	7	8	8	8	8	8	8	7	8	8	8	8	8	8	8	8	8	8	8	8
Total Invalid results	0	0	0	0	0	0	0	0	0	0	0	0	0	0	0	0	0	0	0	0	0	0	0	0	0	0	0	0	0	0	0	0
Sum of exceedances	0	0	0	0	0	0	0	0	0	0	0	0	0	0	0	0	0	0	0	0	0	0	0	0	0	0	0	0	0	0	0	0
Daily	N/A	N/A	N/A	N/A	N/A	N/A	N/A	N/A	N/A	N/A	N/A	N/A	N/A	N/A	N/A	N/A	N/A	N/A	N/A	N/A	N/A	N/A	N/A	N/A	N/A	N/A	N/A	N/A	N/A	N/A	N/A	N/A
average	8	8	8	8	8	8	8	8	8	9	Off	11	8	8	8	8	8	8	8	8	8	8	8	8	8	8	8	8	8	8	8	8
No of invalid days	0	0	0	0	0	0	0	0	0	0	0	0	0	0	0	0	0	0	0	0	0	0	0	0	0	0	0	0	0	0	0	0
Sum of exceedances	0	0	0	0	0	0	0	0	0	0	0	0	0	0	0	0	0	0	0	0	0	0	0	0	0	0	0	0	0	0	0	0

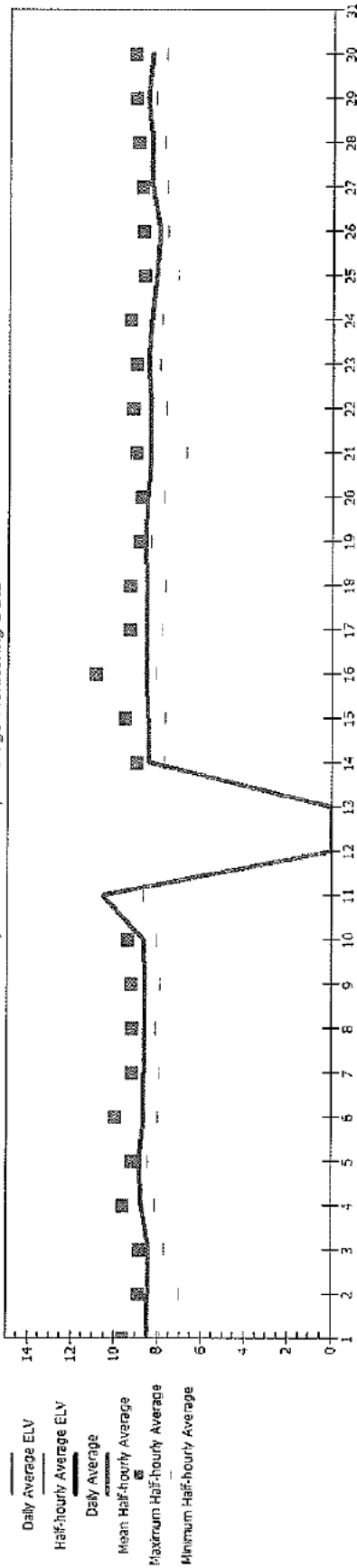
Signed.....
 (Authorised to sign as a representative of the Operator)
 Date: 10/7/24

Permit Reference Number : LP3030XA
 Installation: trident park cardiff

Operator : Viridor
 Form Number:

Reporting of Continuously Monitored Emissions to Air for Dry Oxygen % at Emission Point A1 For the month of June 2024

Daily and Half-hourly Average Monitoring Data



Monthly summary		Date	1	2	3	4	5	6	7	8	9	10	11	12	13	14	15	16	17	18	19	20	21	22	23	24	25	26	27	28	29	30	31
Half-hourly average	Half-hourly average ELV		N/A	N/A	N/A	N/A	N/A	N/A	N/A	N/A	N/A	N/A	N/A	N/A	N/A	N/A	N/A	N/A	N/A	N/A	N/A	N/A	N/A	N/A	N/A	N/A	N/A	N/A	N/A	N/A	N/A	N/A	N/A
	Monthly maximum	20	10	9	9	10	9	9	10	9	9	9	9	20	Off	9	10	11	9	9	9	9	9	9	9	9	9	9	9	9	9	9	
	Monthly mean	9	8	8	9	9	9	9	9	9	9	9	9	11	Off	8	9	9	9	9	9	9	9	8	8	9	8	8	8	8	8	8	
	Monthly minimum	7	8	7	8	8	8	8	8	8	8	8	8	9	Off	8	8	8	8	8	8	8	8	7	8	8	8	7	8	8	8	8	8
	Total Invalid results	0	0	0	0	0	0	0	0	0	0	0	0	0	0	0	0	0	0	0	0	0	0	0	0	0	0	0	0	0	0	0	0
Daily average	Sum of exceedances	0	N/A	N/A	N/A	N/A	N/A	N/A	N/A	N/A	N/A	N/A	N/A	N/A	Off	N/A	N/A	N/A	N/A	N/A	N/A	N/A	N/A	N/A	N/A	N/A	N/A	N/A	N/A	N/A	N/A	N/A	N/A
	Daily average ELV		N/A	N/A	N/A	N/A	N/A	N/A	N/A	N/A	N/A	N/A	N/A	N/A	N/A	N/A	N/A	N/A	N/A	N/A	N/A	N/A	N/A	N/A	N/A	N/A	N/A	N/A	N/A	N/A	N/A	N/A	N/A
	Monthly maximum	11	8	8	8	9	9	9	9	9	9	9	9	11	Off	8	9	9	9	9	9	9	9	8	8	9	8	8	8	8	8	8	
	No of invalid days	0	Y	Y	Y	Y	Y	Y	Y	Y	Y	Y	Y	Y	Y	Y	Y	Y	Y	Y	Y	Y	Y	Y	Y	Y	Y	Y	Y	Y	Y	Y	
	Sum of exceedances	0	N	N	N	N	N	N	N	N	N	N	N	N	N	N	N	N	N	N	N	N	N	N	N	N	N	N	N	N	N	N	N

Signed: [Redacted] Date: 10/7/24

(Authorised to sign as a representative of the Operator)

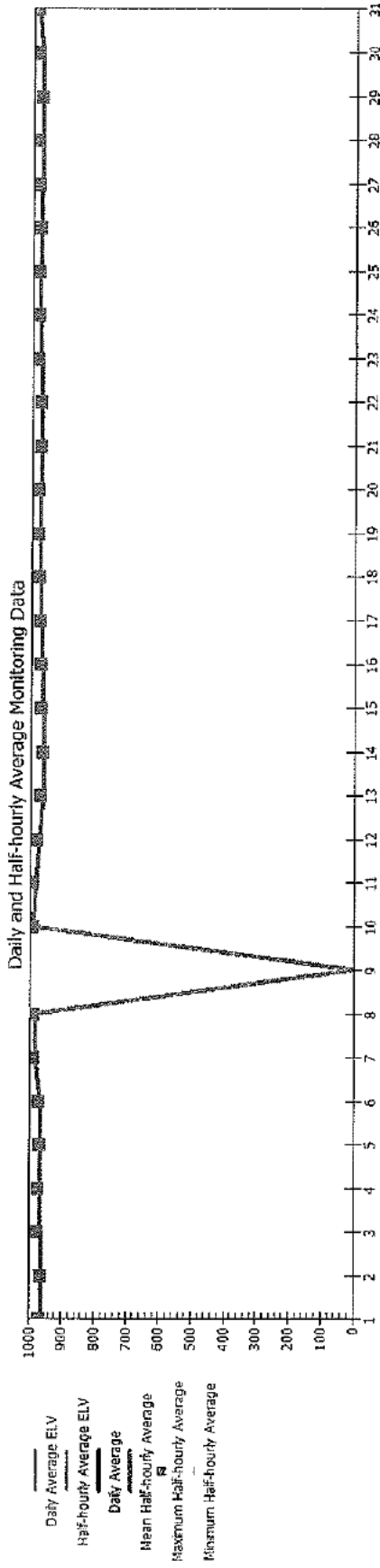
Permit Reference Number : LP3030XA

Installation: trident park cardiff

Operator : Viridor

Form Number:

Reporting of Continuously Monitored Emissions to Air for Stack Pressure mbar at Emission Point A1 For the month of May 2024



Monthly summary		Date	1	2	3	4	5	6	7	8	9	10	11	12	13	14	15	16	17	18	19	20	21	22	23	24	25	26	27	28	29	30	31	
Half-hourly average	Half-hourly average ELV		N/A	N/A	N/A	N/A	N/A	N/A	N/A	N/A	N/A	N/A	N/A	N/A	N/A	N/A	N/A	N/A	N/A	N/A	N/A	N/A	N/A	N/A	N/A	N/A	N/A	N/A	N/A	N/A	N/A	N/A	N/A	N/A
	Monthly maximum	993	967	964	973	970	966	972	988	988	Off	990	993	976	965	959	966	966	972	975	977	976	970	969	967	979	977	974	977	962	970	983	986	
	Monthly mean	970	965	965	965	964	965	965	960	965	Off	960	960	970	961	955	961	962	966	971	974	972	968	965	971	974	973	969	971	969	967	970	980	
	Monthly minimum	951	963	955	962	965	962	962	970	961	Off	960	974	965	955	951	956	958	962	966	970	965	966	963	965	967	967	964	967	965	965	964	976	
Daily average	Total Invalid results	0	0	0	0	0	0	0	0	0	0	0	0	0	0	0	0	0	0	0	0	0	0	0	0	0	0	0	0	0	0	0	0	
	Sum of exceedances of ELV	0	N/A	N/A	N/A	N/A	N/A	N/A	N/A	N/A	Off	N/A	N/A	N/A	N/A	N/A	N/A	N/A	N/A	N/A	N/A	N/A	N/A	N/A	N/A	N/A	N/A	N/A	N/A	N/A	N/A	N/A	N/A	
	Monthly maximum	980	965	960	965	964	965	980	985	Off	960	980	970	961	955	961	962	966	971	974	972	968	965	971	974	973	969	971	969	967	970	980		
	No of invalid days	0	Y	Y	Y	Y	Y	Y	Y	Y	Y	Y	Y	Y	Y	Y	Y	Y	Y	Y	Y	Y	Y	Y	Y	Y	Y	Y	Y	Y	Y	Y		
Sum of exceedances	0	N	N	N	N	N	N	N	N	N	N	N	N	N	N	N	N	N	N	N	N	N	N	N	N	N	N	N	N	N	N	N	N	

Signed: [Redacted] Date: 10/3/24

(Authorised to sign as a representative of the Operator)

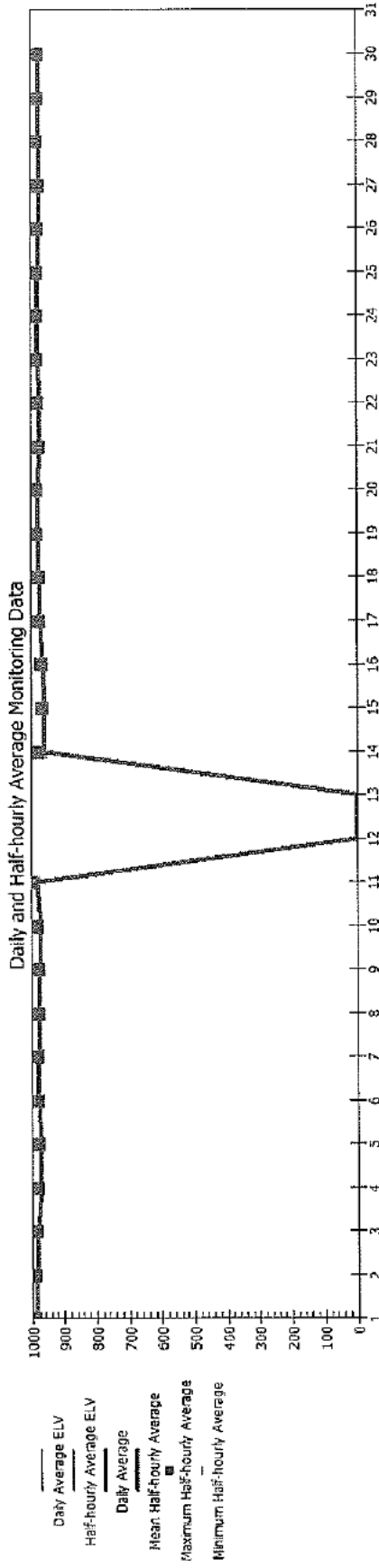
Permit Reference Number : LP3030XA

Installation: Irident park cardiff

Operator : Virdor

Form Number:

Reporting of Continuously Monitored Emissions to Air for Stack Pressure mbar at Emission Point A1 For the month of June 2024



Monthly summary		Date	1	2	3	4	5	6	7	8	9	10	11	12	13	14	15	16	17	18	19	20	21	22	23	24	25	26	27	28	29	30	31		
Half-hourly average	Half-hourly average ELV		N/A	N/A	N/A	N/A	N/A	N/A	N/A	N/A	N/A	N/A	N/A	N/A	N/A	N/A	N/A	N/A	N/A	N/A	N/A	N/A	N/A	N/A	N/A	N/A	N/A	N/A	N/A	N/A	N/A	N/A	N/A	N/A	
	Maximum Half-hourly average	998	968	969	965	983	977	962	981	978	977	979	998	Off	976	982	967	973	974	981	979	974	977	982	980	980	977	973	961	978	977				
	Mean Half-hourly average	973	965	965	982	971	972	976	977	974	973	971	979	Off	958	956	962	969	972	978	977	970	971	978	977	977	974	969	975	973	973				
	Minimum Half-hourly average	950	981	982	976	965	966	972	972	969	968	968	974	Off	954	950	956	964	970	973	971	964	963	973	972	973	967	963	969	970	969				
	Total Invalid results	0	0	0	0	0	0	0	0	0	0	0	0	0	0	0	0	0	0	0	0	0	0	0	0	0	0	0	0	0	0	0	0	0	
	Sum of exceedances of ELV	0	N/A	N/A	N/A	N/A	N/A	N/A	N/A	N/A	N/A	N/A	N/A	Off	N/A	N/A	N/A	N/A	N/A	N/A	N/A	N/A	N/A	N/A	N/A	N/A	N/A	N/A	N/A	N/A	N/A	N/A	N/A	N/A	
Daily average	Daily average ELV		N/A	N/A	N/A	N/A	N/A	N/A	N/A	N/A	N/A	N/A	N/A	N/A	N/A	N/A	N/A	N/A	N/A	N/A	N/A	N/A	N/A	N/A	N/A	N/A	N/A	N/A	N/A	N/A	N/A	N/A	N/A	N/A	N/A
	Daily average	985	965	965	982	971	972	976	977	974	973	971	979	Off	958	956	962	969	972	978	977	970	971	978	977	977	974	969	975	973	973				
	No of invalid days	0	Y	Y	Y	Y	Y	Y	Y	Y	Y	Y	Y	Y	Y	Y	Y	Y	Y	Y	Y	Y	Y	Y	Y	Y	Y	Y	Y	Y	Y	Y	Y	Y	Y
	Sum of exceedances	0	N	N	N	N	N	N	N	N	N	N	N	N	N	N	N	N	N	N	N	N	N	N	N	N	N	N	N	N	N	N	N	N	N

Signed: [Redacted] Date: 10/7/24

(Authorised to sign as a representative of the Operator)

Permit Reference Number : LP3030XA

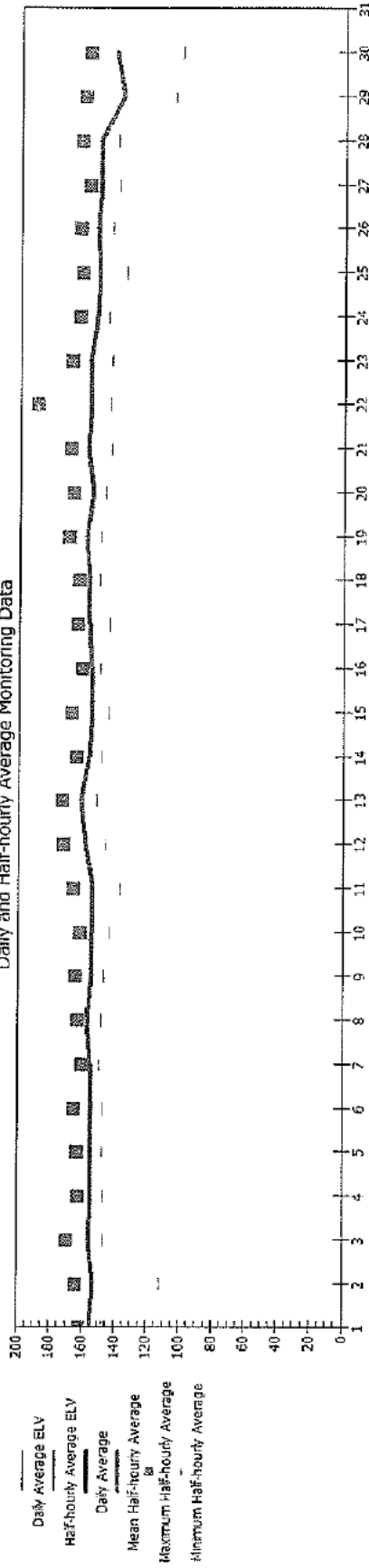
Operator : Viridor

Installation: trident_park_cardiff

Form Number:

Reporting of Continuously Monitored Emissions to Air for Stack Flow kNm3/hr (Dry 11% O2) at Emission Point A1 For the month of April 2024

Daily and Half-hourly Average Monitoring Data



Monthly summary		Date	1	2	3	4	5	6	7	8	9	10	11	12	13	14	15	16	17	18	19	20	21	22	23	24	25	26	27	28	29	30	31
Half-hourly average	Monthly maximum	188	N/A	N/A	N/A	N/A	N/A	N/A	N/A	N/A	N/A	N/A	N/A	N/A	N/A	N/A	N/A	N/A	N/A	N/A	N/A	N/A	N/A	N/A	N/A	N/A	N/A	N/A	N/A	N/A	N/A	N/A	N/A
	Monthly mean	154	161	163	169	162	163	165	160	163	164	161	166	172	172	164	167	161	163	163	169	166	168	188	168	163	161	163	157	162	160	157	
	Monthly minimum	100	155	153	156	154	155	154	155	157	155	154	158	162	158	154	156	154	156	157	159	154	158	156	156	152	151	152	150	151	137	141	
	Total Invalid results	0	148	112	147	147	147	147	150	148	147	143	137	146	152	148	144	149	144	150	149	147	143	144	143	145	134	143	139	140	104	100	
	Sum of exceedances of ELV	0	0	0	0	0	0	0	0	0	0	0	0	0	0	0	0	0	0	0	0	0	0	0	0	0	0	0	0	0	0	0	0
Daily average	Monthly maximum	162	N/A	N/A	N/A	N/A	N/A	N/A	N/A	N/A	N/A	N/A	N/A	N/A	N/A	N/A	N/A	N/A	N/A	N/A	N/A	N/A	N/A	N/A	N/A	N/A	N/A	N/A	N/A	N/A	N/A	N/A	N/A
	No of invalid days	0	155	153	156	154	155	154	155	157	155	154	158	162	158	154	156	154	156	157	159	154	158	156	156	152	151	152	150	151	137	141	
	Value Valid?	0	Y	Y	Y	Y	Y	Y	Y	Y	Y	Y	Y	Y	Y	Y	Y	Y	Y	Y	Y	Y	Y	Y	Y	Y	Y	Y	Y	Y	Y	Y	
	Sum of exceedances	0	N	N	N	N	N	N	N	N	N	N	N	N	N	N	N	N	N	N	N	N	N	N	N	N	N	N	N	N	N	N	N

Signed: [Redacted] Date: 10/07/2024

(Authorised to sign as a representative of the Operator)

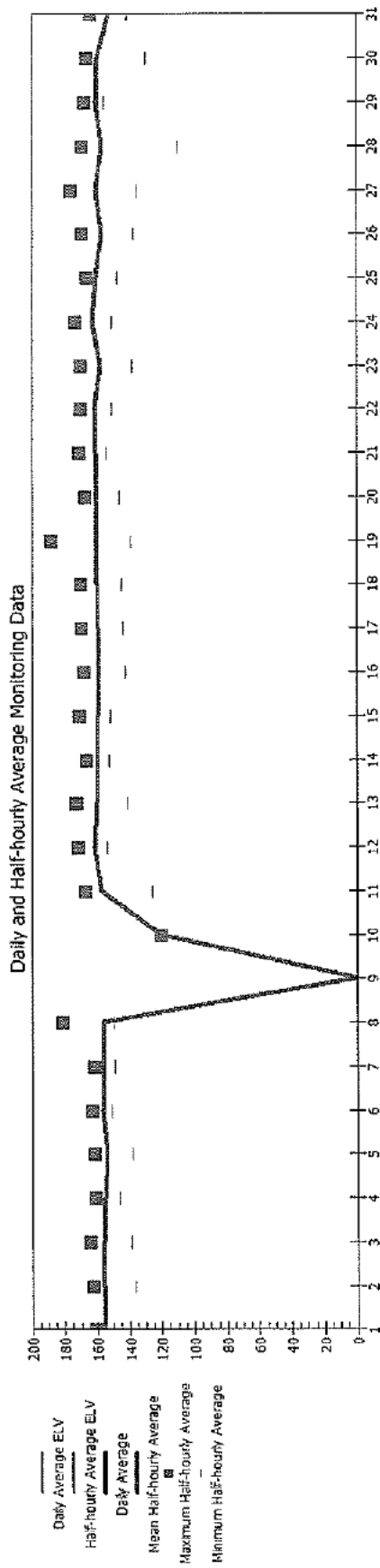
Permit Reference Number : LP3030XA

Operator : Viridor

Installation: Irden^{cardiff}

Form Number:

Reporting of Continuously Monitored Emissions to Air for Stack Flow kNm³/hr (Dry 11% O₂) at Emission Point A1 For the month of May 2024



Monthly summary	Date	
	1	2
Half-hourly average	188	157
Half-hourly maximum	188	157
Half-hourly minimum	0	0
Total Invalid results	0	0
Sum of exceedances	0	0
Daily average	163	157
Daily maximum	163	157
Daily minimum	0	0
Sum of exceedances	0	0

Monthly summary	Date																															
	1	2	3	4	5	6	7	8	9	10	11	12	13	14	15	16	17	18	19	20	21	22	23	24	25	26	27	28	29	30	31	
Half-hourly average	N/A	N/A	N/A	N/A	N/A	N/A	N/A	N/A	N/A	N/A	N/A	N/A	N/A	N/A	N/A	N/A	N/A	N/A	N/A	N/A	N/A	N/A	N/A	N/A	N/A	N/A	N/A	N/A	N/A	N/A	N/A	N/A
Half-hourly maximum	160	162	164	160	162	162	161	181	Off	120	167	171	173	166	170	168	169	170	188	167	170	170	173	168	169	175	169	168	166	164		
Half-hourly minimum	155	155	156	155	153	157	156	157	Off	120	157	161	160	160	159	158	159	160	160	160	160	162	158	163	161	157	161	157	160	160		
Total Invalid results	0	0	0	0	0	0	0	0	0	0	0	0	0	0	0	0	0	0	0	0	0	0	0	0	0	0	0	0	0	0		
Sum of exceedances	N/A	N/A	N/A	N/A	N/A	N/A	N/A	N/A	N/A	N/A	N/A	N/A	N/A	N/A	N/A	N/A	N/A	N/A	N/A	N/A	N/A	N/A	N/A	N/A	N/A	N/A	N/A	N/A	N/A	N/A	N/A	
Daily average	N/A	N/A	N/A	N/A	N/A	N/A	N/A	N/A	N/A	N/A	N/A	N/A	N/A	N/A	N/A	N/A	N/A	N/A	N/A	N/A	N/A	N/A	N/A	N/A	N/A	N/A	N/A	N/A	N/A	N/A	N/A	
Daily maximum	155	155	156	155	153	157	156	157	Off	120	157	161	160	160	159	158	159	160	160	160	160	162	158	163	161	157	161	157	160	160		
Daily minimum	0	0	0	0	0	0	0	0	0	0	0	0	0	0	0	0	0	0	0	0	0	0	0	0	0	0	0	0	0	0		
Sum of exceedances	0	0	0	0	0	0	0	0	0	0	0	0	0	0	0	0	0	0	0	0	0	0	0	0	0	0	0	0	0	0		

Signed: [Redacted] Date: 10/7/24

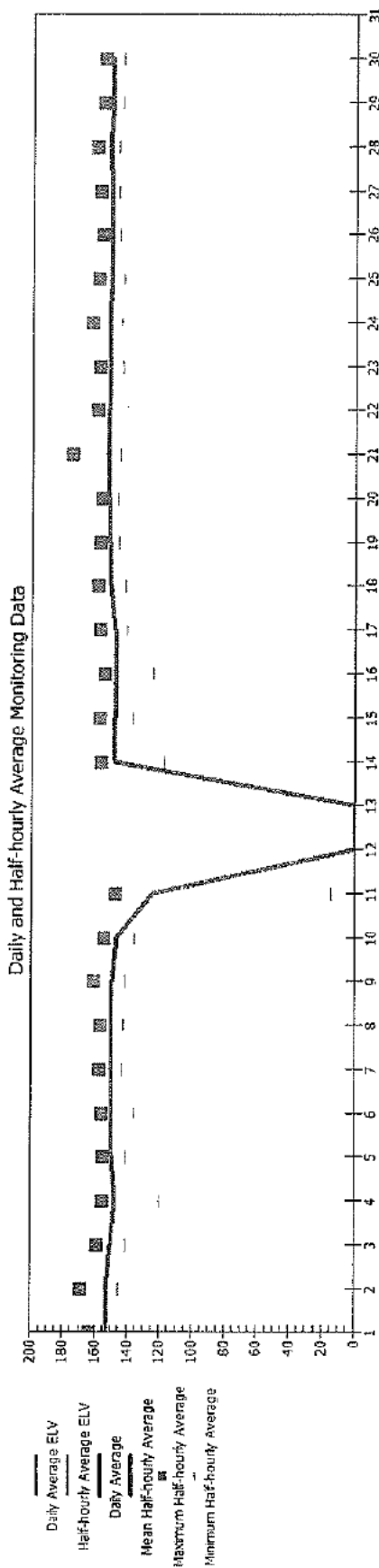
(Authorised to sign as a representative of the Operator)

Permit Reference Number : LP3030XA

Operator : Vrtidor

Installation: trident park Cardiff

Form Number:
Reporting of Continuously Monitored Emissions to Air for Stack Flow kNm3/hr (Dry 11% O2) at Emission Point A1 For the month of June 2024



Monthly summary		Date	1	2	3	4	5	6	7	8	9	10	11	12	13	14	15	16	17	18	19	20	21	22	23	24	25	26	27	28	29	30	31	
Half-hourly average	Half-hourly average ELV		N/A	N/A	N/A	N/A	N/A	N/A	N/A	N/A	N/A	N/A	N/A	N/A	N/A	N/A	N/A	N/A	N/A	N/A	N/A	N/A	N/A	N/A	N/A	N/A	N/A	N/A	N/A	N/A	N/A	N/A	N/A	N/A
	Maximum Half-hourly average	174	162	168	169	155	155	155	157	157	161	155	147	Off	Off	156	157	154	157	158	157	157	174	159	158	163	158	157	158	160	156	155		
	Mean Half-hourly average	149	153	153	150	147	150	149	150	149	150	147	124	Off	Off	148	148	147	148	151	152	152	153	152	151	152	151	151	151	152	150	151		
	Minimum Half-hourly average	14	146	145	141	121	141	135	143	142	142	135	14	Off	Off	117	137	125	140	142	146	147	145	140	144	144	143	146	147	147	145	144		
Daily average	Total Invalid results	0	0	0	0	0	0	0	0	0	0	0	0	0	0	0	0	0	0	0	0	0	0	0	0	0	0	0	0	0	0	0		
	Sum of exceedances of ELV	0	N/A	N/A	N/A	N/A	N/A	N/A	N/A	N/A	N/A	N/A	N/A	N/A	N/A	N/A	N/A	N/A	N/A	N/A	N/A	N/A	N/A	N/A	N/A	N/A	N/A	N/A	N/A	N/A	N/A	N/A	N/A	
	Daily average ELV		N/A	N/A	N/A	N/A	N/A	N/A	N/A	N/A	N/A	N/A	N/A	N/A	N/A	N/A	N/A	N/A	N/A	N/A	N/A	N/A	N/A	N/A	N/A	N/A	N/A	N/A	N/A	N/A	N/A	N/A	N/A	
	Value Valid?	0	Y	Y	Y	Y	Y	Y	Y	Y	Y	Y	Y	Y	Y	Y	Y	Y	Y	Y	Y	Y	Y	Y	Y	Y	Y	Y	Y	Y	Y	Y		
Sum of exceedances		0	N	N	N	N	N	N	N	N	N	N	N	N	N	N	N	N	N	N	N	N	N	N	N	N	N	N	N	N	N	N	N	

Signed: [Redacted] Date: 10/7/24

(Authorised to sign as a representative of the Operator)

Permit Reference Number : LP3030XA

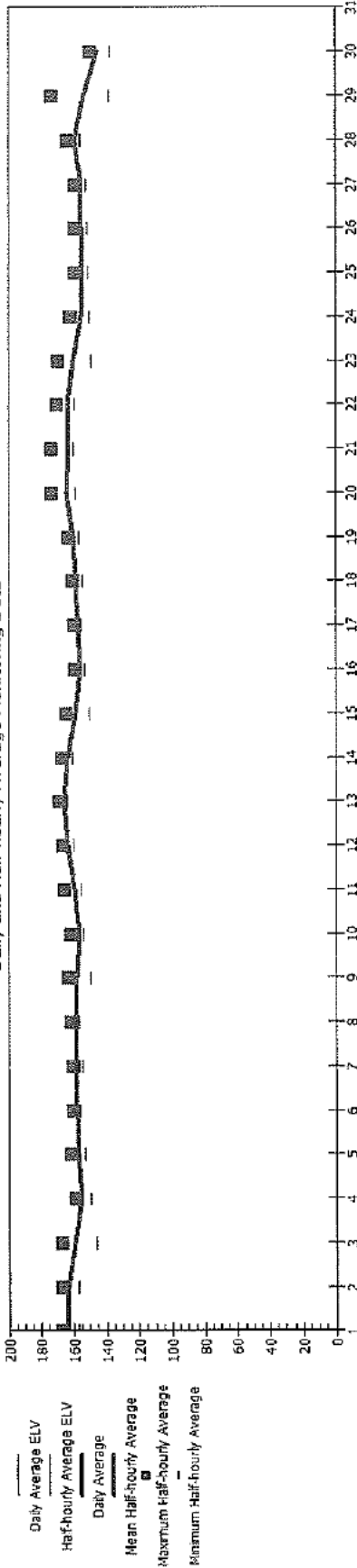
Installation: trident park cardiff

Operator : Viridor

Form Number:

Reporting of Continuously Monitored Emissions to Air for Stack Temperature C at Emission Point A1 For the month of April 2024

Daily and Half-hourly Average Monitoring Data



Monthly summary	Date	
	Half-hourly average ELV	Maximum Half-hourly average
Monthly maximum	173	167
Monthly mean	159	158
Monthly minimum	137	146
Total Invalid results	0	0
Sum of exceedances	0	0
Daily		
average		
Monthly maximum	166	163
No of invalid days	0	0
Sum of exceedances	0	0

1	2	3	4	5	6	7	8	9	10	11	12	13	14	15	16	17	18	19	20	21	22	23	24	25	26	27	28	29	30	31
N/A	N/A	N/A	N/A	N/A	N/A	N/A	N/A	N/A	N/A	N/A	N/A	N/A	N/A	N/A	N/A	N/A	N/A	N/A	N/A	N/A	N/A	N/A	N/A	N/A	N/A	N/A	N/A	N/A	N/A	N/A
167	167	167	158	161	160	160	161	163	161	165	166	168	167	164	159	159	160	162	173	173	170	169	161	158	159	159	164	173	149	
163	163	159	155	157	158	158	159	158	157	160	163	166	163	163	159	156	157	159	160	164	163	163	160	155	154	155	155	159	154	145
157	157	146	150	153	156	154	157	149	154	155	160	164	161	150	153	155	155	156	159	160	159	149	150	151	152	153	156	138	137	
0	0	0	0	0	0	0	0	0	0	0	0	0	0	0	0	0	0	0	0	0	0	0	0	0	0	0	0	0	0	
N/A	N/A	N/A	N/A	N/A	N/A	N/A	N/A	N/A	N/A	N/A	N/A	N/A	N/A	N/A	N/A	N/A	N/A	N/A	N/A	N/A	N/A	N/A	N/A	N/A	N/A	N/A	N/A	N/A	N/A	N/A
N/A	N/A	N/A	N/A	N/A	N/A	N/A	N/A	N/A	N/A	N/A	N/A	N/A	N/A	N/A	N/A	N/A	N/A	N/A	N/A	N/A	N/A	N/A	N/A	N/A	N/A	N/A	N/A	N/A	N/A	N/A
163	163	159	155	157	158	158	159	158	157	160	163	166	163	163	159	156	157	159	160	164	163	163	160	155	154	155	155	159	154	145
Y	Y	Y	Y	Y	Y	Y	Y	Y	Y	Y	Y	Y	Y	Y	Y	Y	Y	Y	Y	Y	Y	Y	Y	Y	Y	Y	Y	Y	Y	
N	N	N	N	N	N	N	N	N	N	N	N	N	N	N	N	N	N	N	N	N	N	N	N	N	N	N	N	N	N	N

Signed: [Redacted] Date: 10/7/24

(Authorised to sign as a representative of the Operator)

Permit Reference Number : LP3030XA

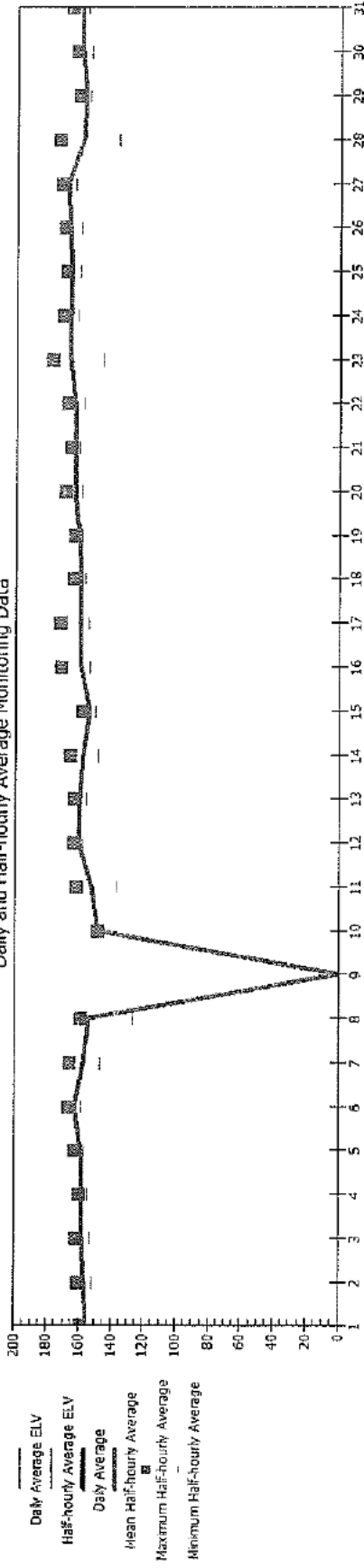
Installation: Irident park cardiff

Operator : Viridor

Form Number:

Reporting of Continuously Monitored Emissions to Air for Stack Temperature C at Emission Point A1 For the month of May 2024

Daily and Half-hourly Average Monitoring Data



Monthly summary		Date	1	2	3	4	5	6	7	8	9	10	11	12	13	14	15	16	17	18	19	20	21	22	23	24	25	26	27	28	29	30	31	
Half-hourly average	Half-hourly average ELV		N/A	N/A	N/A	N/A	N/A	N/A	N/A	N/A	N/A	N/A	N/A	N/A	N/A	N/A	N/A	N/A	N/A	N/A	N/A	N/A	N/A	N/A	N/A	N/A	N/A	N/A	N/A	N/A	N/A	N/A	N/A	
	Monthly maximum	178	159	160	161	159	162	166	166	166	158	Off	148	161	163	163	165	158	171	172	163	163	169	166	168	178	170	168	170	172	173	161	162	165
	Monthly mean	160	155	157	158	159	162	157	153	Off	148	152	160	160	160	158	153	159	160	159	161	163	162	164	166	166	166	166	167	168	159	157	159	160
	Monthly minimum	127	150	151	153	154	156	158	146	127	Off	148	137	158	156	148	150	154	154	156	158	159	161	158	148	161	161	160	163	136	155	153	156	
	Total Invalid results	0	0	0	0	0	0	0	0	0	0	0	0	0	0	0	0	0	0	0	0	0	0	0	0	0	0	0	0	0	0	0	0	0
Daily average	Sum of exceedances of ELV	0	N/A	N/A	N/A	N/A	N/A	N/A	N/A	N/A	N/A	N/A	N/A	N/A	N/A	N/A	N/A	N/A	N/A	N/A	N/A	N/A	N/A	N/A	N/A	N/A	N/A	N/A	N/A	N/A	N/A	N/A	N/A	N/A
	Daily average ELV		N/A	N/A	N/A	N/A	N/A	N/A	N/A	N/A	N/A	N/A	N/A	N/A	N/A	N/A	N/A	N/A	N/A	N/A	N/A	N/A	N/A	N/A	N/A	N/A	N/A	N/A	N/A	N/A	N/A	N/A	N/A	N/A
	Monthly maximum	168	155	157	158	159	162	157	153	Off	148	152	160	160	158	153	159	160	159	161	163	162	164	166	166	166	166	166	167	168	159	157	159	160
	No of invalid days	0	Y	Y	Y	Y	Y	Y	Y	Y	Y	Y	Y	Y	Y	Y	Y	Y	Y	Y	Y	Y	Y	Y	Y	Y	Y	Y	Y	Y	Y	Y	Y	Y
	Sum of exceedances ELV?	0	N	N	N	N	N	N	N	N	N	N	N	N	N	N	N	N	N	N	N	N	N	N	N	N	N	N	N	N	N	N	N	N

Signed: [Redacted Signature] Date: 10/3/24
 (Authorised to sign as a representative of the Operator)

Permit Reference Number : LP3030XA

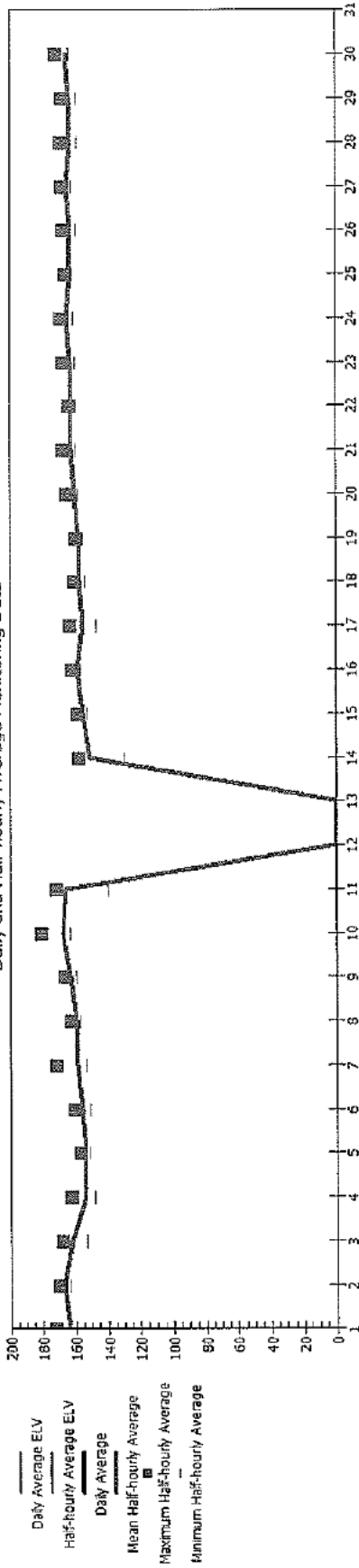
Installation: Irident park cardiff

Operator : Viridor

Form Number:

Reporting of Continuously Monitored Emissions to Air for Stack Temperature C at Emission Point A1 For the month of June 2024

Daily and Half-hourly Average Monitoring Data



Monthly summary		Date	1	2	3	4	5	6	7	8	9	10	11	12	13	14	15	16	17	18	19	20	21	22	23	24	25	26	27	28	29	30	31	
Half-hourly average	Half-hourly average ELV		N/A	N/A	N/A	N/A	N/A	N/A	N/A	N/A	N/A	N/A	N/A	N/A	N/A	N/A	N/A	N/A	N/A	N/A	N/A	N/A	N/A	N/A	N/A	N/A	N/A	N/A	N/A	N/A	N/A	N/A	N/A	
	Monthly maximum	180	172	170	168	162	156	160	171	162	166	180	171	162	168	158	158	163	163	160	160	165	167	164	167	168	165	167	158	168	168	171		
	Monthly mean	161	164	167	162	154	153	156	158	160	162	168	165	165	165	157	158	159	155	157	158	160	162	162	163	166	163	163	165	163	165	163	164	166
	Monthly minimum	129	159	163	148	152	151	153	157	159	163	140	163	140	163	140	129	153	166	147	154	155	158	159	159	160	161	161	160	162	159	159	164	
Daily average	Total invalid results	0	0	0	0	0	0	0	0	0	0	0	0	0	0	0	0	0	0	0	0	0	0	0	0	0	0	0	0	0	0	0	0	
	Sum of exceedances	0	N/A	N/A	N/A	N/A	N/A	N/A	N/A	N/A	N/A	N/A	N/A	N/A	N/A	N/A	N/A	N/A	N/A	N/A	N/A	N/A	N/A	N/A	N/A	N/A	N/A	N/A	N/A	N/A	N/A	N/A	N/A	
	Daily average ELV	168	164	167	162	154	153	156	158	160	162	168	165	165	165	157	158	159	155	157	158	160	162	162	163	165	163	163	165	163	164	166		
Daily average	No of invalid days	0	Y	Y	Y	Y	Y	Y	Y	Y	Y	Y	Y	Y	Y	Y	Y	Y	Y	Y	Y	Y	Y	Y	Y	Y	Y	Y	Y	Y	Y	Y		
	Value Valid?	0	Y	Y	Y	Y	Y	Y	Y	Y	Y	Y	Y	Y	Y	Y	Y	Y	Y	Y	Y	Y	Y	Y	Y	Y	Y	Y	Y	Y	Y	Y		
	Sum of exceedances	0	N	N	N	N	N	N	N	N	N	N	N	N	N	N	N	N	N	N	N	N	N	N	N	N	N	N	N	N	N	N	N	

Signed: [Redacted] Date: 19/7/24

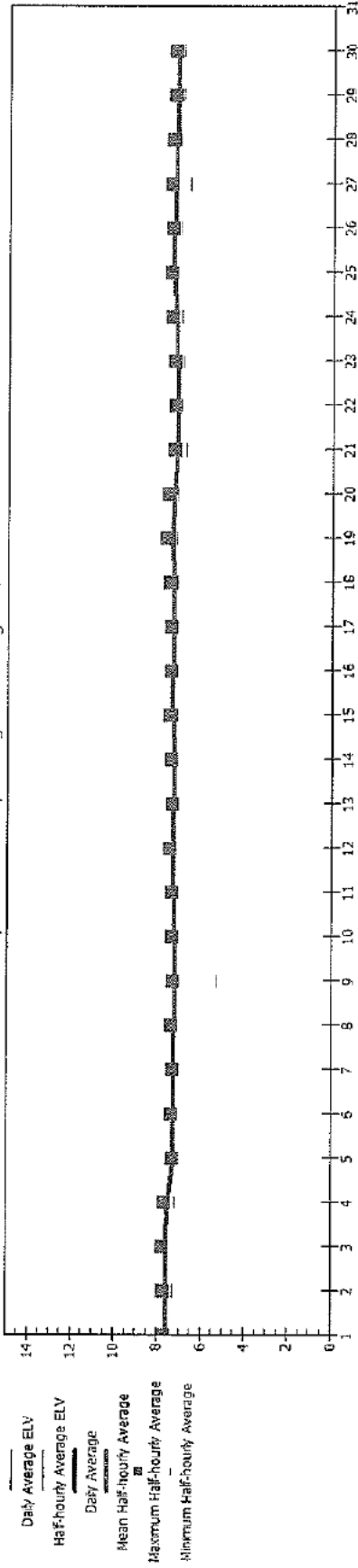
(Authorised to sign as a representative of the Operator)

Permit Reference Number : LP3030XA
 Installation: trident park cardiff

Operator : Viridor
 Form Number:

Reporting of Continuously Monitored Emissions to Air for CO2 % at Emission Point A2 For the month of April 2024

Daily and Half-hourly Average Monitoring Data



Monthly summary		Date	1	2	3	4	5	6	7	8	9	10	11	12	13	14	15	16	17	18	19	20	21	22	23	24	25	26	27	28	29	30	31	
Half-hourly average	Half-hourly average ELV		N/A	N/A	N/A	N/A	N/A	N/A	N/A	N/A	N/A	N/A	N/A	N/A	N/A	N/A	N/A	N/A	N/A	N/A	N/A	N/A	N/A	N/A	N/A	N/A	N/A	N/A	N/A	N/A	N/A	N/A	N/A	N/A
	Maximum Half-hourly average	8	8	8	8	8	8	8	8	8	8	8	8	8	8	8	8	8	8	8	8	8	8	8	8	8	8	8	8	8	8	8	8	
	Mean Half-hourly average	7	7	7	7	7	7	7	7	7	7	7	7	7	7	7	7	7	7	7	7	7	7	7	7	7	7	7	7	7	7	7	7	
	Minimum Half-hourly average	5	7	7	7	7	7	7	7	7	7	7	7	7	7	7	7	7	7	7	7	7	7	7	7	7	7	7	7	7	7	7	7	
	Total Invalid results	0	0	0	0	0	0	0	0	0	0	0	0	0	0	0	0	0	0	0	0	0	0	0	0	0	0	0	0	0	0	0	0	0
Daily average	Sum of exceedances of ELV	0	N/A	N/A	N/A	N/A	N/A	N/A	N/A	N/A	N/A	N/A	N/A	N/A	N/A	N/A	N/A	N/A	N/A	N/A	N/A	N/A	N/A	N/A	N/A	N/A	N/A	N/A	N/A	N/A	N/A	N/A	N/A	
	Daily average ELV		N/A	N/A	N/A	N/A	N/A	N/A	N/A	N/A	N/A	N/A	N/A	N/A	N/A	N/A	N/A	N/A	N/A	N/A	N/A	N/A	N/A	N/A	N/A	N/A	N/A	N/A	N/A	N/A	N/A	N/A	N/A	
	Monthly maximum	8	8	8	8	8	8	8	8	8	8	8	8	8	8	8	8	8	8	8	8	8	8	8	8	8	8	8	8	8	8	8	8	
	No of invalid days	0	Y	Y	Y	Y	Y	Y	Y	Y	Y	Y	Y	Y	Y	Y	Y	Y	Y	Y	Y	Y	Y	Y	Y	Y	Y	Y	Y	Y	Y	Y	Y	
	Sum of exceedances	0	N	N	N	N	N	N	N	N	N	N	N	N	N	N	N	N	N	N	N	N	N	N	N	N	N	N	N	N	N	N	N	N

Signed: [Redacted] Date: 19/7/24

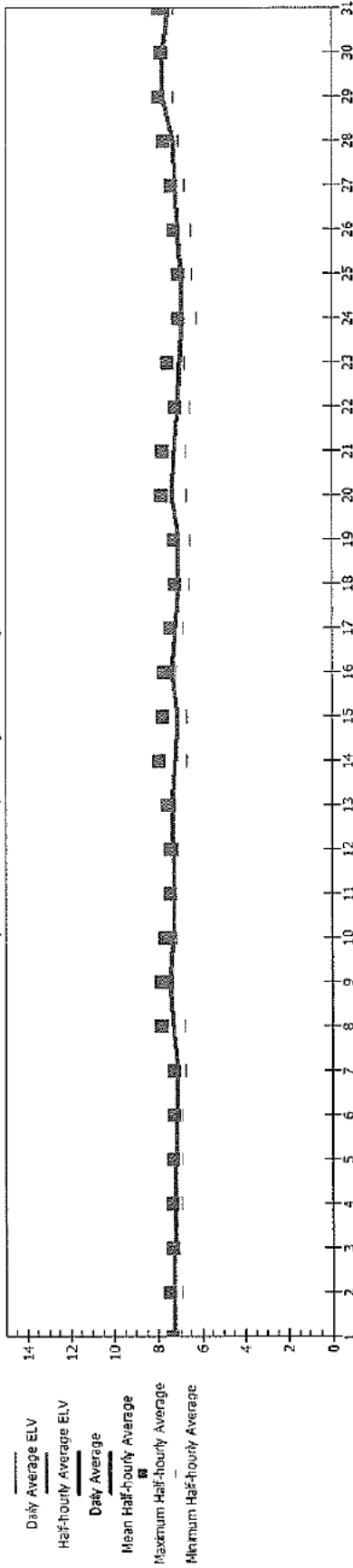
(Authorised to sign as a representative of the Operator)

Permit Reference Number : LP3030XA
 Installation: Irident park cardiff

Operator : Viridor
 Form Number:

Reporting of Continuously Monitored Emissions to Air for CO2 % at Emission Point A2 For the month of May 2024

Daily and Half-hourly Average Monitoring Data



Monthly summary		Date	1	2	3	4	5	6	7	8	9	10	11	12	13	14	15	16	17	18	19	20	21	22	23	24	25	26	27	28	29	30	31	
Half-hourly average	Half-hourly average ELV		N/A	N/A	N/A	N/A	N/A	N/A	N/A	N/A	N/A	N/A	N/A	N/A	N/A	N/A	N/A	N/A	N/A	N/A	N/A	N/A	N/A	N/A	N/A	N/A	N/A	N/A	N/A	N/A	N/A	N/A	N/A	N/A
	Monthly maximum	8	7	7	7	7	7	7	7	8	8	8	7	7	7	7	7	7	7	7	7	7	7	7	7	7	7	7	7	7	7	7	7	7
	Monthly mean	7	7	7	7	7	7	7	7	7	7	7	7	7	7	7	7	7	7	7	7	7	7	7	7	7	7	7	7	7	7	7	7	7
	Monthly minimum	6	7	7	7	7	7	7	7	7	7	7	7	7	7	7	7	7	7	7	7	7	7	7	7	7	7	7	7	7	7	7	7	7
	Total invalid results	0	0	0	0	0	0	0	0	0	0	0	0	0	0	0	0	0	0	0	0	0	0	0	0	0	0	0	0	0	0	0	0	0
Daily average	Sum of exceedances	0	N/A	N/A	N/A	N/A	N/A	N/A	N/A	N/A	N/A	N/A	N/A	N/A	N/A	N/A	N/A	N/A	N/A	N/A	N/A	N/A	N/A	N/A	N/A	N/A	N/A	N/A	N/A	N/A	N/A	N/A	N/A	N/A
	Daily average ELV		N/A	N/A	N/A	N/A	N/A	N/A	N/A	N/A	N/A	N/A	N/A	N/A	N/A	N/A	N/A	N/A	N/A	N/A	N/A	N/A	N/A	N/A	N/A	N/A	N/A	N/A	N/A	N/A	N/A	N/A	N/A	N/A
	Monthly maximum	8	7	7	7	7	7	7	7	7	7	7	7	7	7	7	7	7	7	7	7	7	7	7	7	7	7	7	7	7	7	7	7	7
	No of invalid days	0	Y	Y	Y	Y	Y	Y	Y	Y	Y	Y	Y	Y	Y	Y	Y	Y	Y	Y	Y	Y	Y	Y	Y	Y	Y	Y	Y	Y	Y	Y	Y	Y
	Sum of exceedances	0	N	N	N	N	N	N	N	N	N	N	N	N	N	N	N	N	N	N	N	N	N	N	N	N	N	N	N	N	N	N	N	N

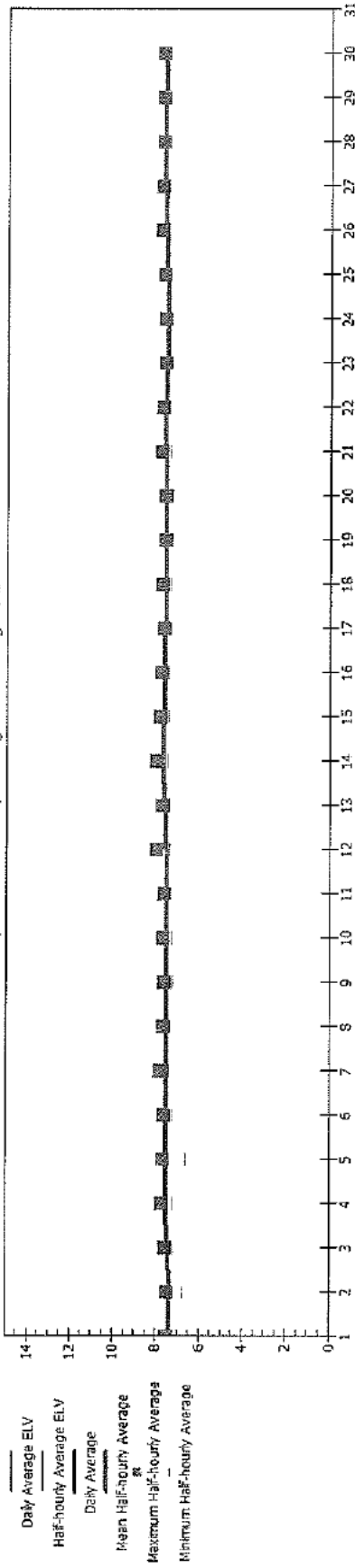
Signed: [Redacted] Date: 10/7/24
 (Authorised to sign as a representative of the Operator)

Permit Reference Number : LP3030XA
 Installation: Irident park cardiff

Operator : Viridor
 Form Number:

Reporting of Continuously Monitored Emissions to Air for CO2 % at Emission Point A2 For the month of June 2024

Daily and Half-hourly Average Monitoring Data



Half-hourly average	Monthly summary		Date	
	Monthly maximum	Monthly minimum	Half-hourly average ELV	Maximum Half-hourly average
	8	7	N/A	7
	8	7	N/A	7
	7	7	N/A	7
	0	0	N/A	0
	0	0	N/A	0
	8	7	N/A	7
	0	0	N/A	0
	0	0	N/A	0
	8	7	N/A	7
	0	0	N/A	0

Half-hourly average	1	2	3	4	5	6	7	8	9	10	11	12	13	14	15	16	17	18	19	20	21	22	23	24	25	26	27	28	29	30	31
Half-hourly average ELV	N/A	N/A	N/A	N/A	N/A	N/A	N/A	N/A	N/A	N/A	N/A	N/A	N/A	N/A	N/A	N/A	N/A	N/A	N/A	N/A	N/A	N/A	N/A	N/A	N/A	N/A	N/A	N/A	N/A	N/A	N/A
Maximum Half-hourly average	7	7	8	8	8	8	8	8	8	8	8	8	8	8	8	8	8	8	8	8	8	8	8	8	8	8	8	8	8	8	
Mean Half-hourly average	7	7	7	7	7	7	7	7	7	7	7	7	7	7	7	7	7	7	7	7	7	7	7	7	7	7	7	7	7	7	
Minimum Half-hourly average	7	7	7	7	7	7	7	7	7	7	7	7	7	7	7	7	7	7	7	7	7	7	7	7	7	7	7	7	7	7	
Total Invalid results	0	0	0	0	0	0	0	0	0	0	0	0	0	0	0	0	0	0	0	0	0	0	0	0	0	0	0	0	0	0	
Sum of exceedances of ELV	N/A	N/A	N/A	N/A	N/A	N/A	N/A	N/A	N/A	N/A	N/A	N/A	N/A	N/A	N/A	N/A	N/A	N/A	N/A	N/A	N/A	N/A	N/A	N/A	N/A	N/A	N/A	N/A	N/A	N/A	
Daily average ELV	N/A	N/A	N/A	N/A	N/A	N/A	N/A	N/A	N/A	N/A	N/A	N/A	N/A	N/A	N/A	N/A	N/A	N/A	N/A	N/A	N/A	N/A	N/A	N/A	N/A	N/A	N/A	N/A	N/A	N/A	
Daily average	7	7	7	7	7	7	7	7	7	7	7	7	7	7	7	7	7	7	7	7	7	7	7	7	7	7	7	7	7	7	
No of invalid days	Y	Y	Y	Y	Y	Y	Y	Y	Y	Y	Y	Y	Y	Y	Y	Y	Y	Y	Y	Y	Y	Y	Y	Y	Y	Y	Y	Y	Y	Y	
Sum of exceedances	0	0	0	0	0	0	0	0	0	0	0	0	0	0	0	0	0	0	0	0	0	0	0	0	0	0	0	0	0	0	

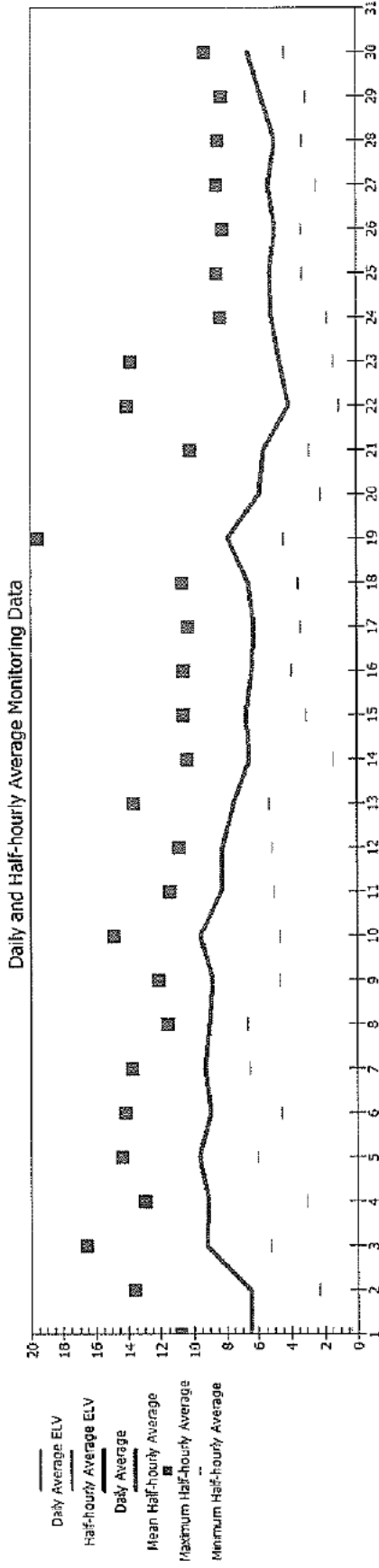
Signed: [Redacted] Date: 10/07/24

(Authorised to sign as a representative of the Operator)

Permit Reference Number : LP3030XA
 Installation: trident park cardiff

Operator : Viridor
 Form Number:

Reporting of Continuously Monitored Emissions to Air for N2O mg/m3 at Emission Point A2 For the month of April 2024



Monthly summary		Date	1	2	3	4	5	6	7	8	9	10	11	12	13	14	15	16	17	18	19	20	21	22	23	24	25	26	27	28	29	30	31	
Half-hourly average	Half-hourly average ELV		N/A	N/A	N/A	N/A	N/A	N/A	N/A	N/A	N/A	N/A	N/A	N/A	N/A	N/A	N/A	N/A	N/A	N/A	N/A	N/A	N/A	N/A	N/A	N/A	N/A	N/A	N/A	N/A	N/A	N/A	N/A	N/A
	Monthly maximum	25	11	14	17	13	14	14	14	12	15	11	11	11	11	10	11	11	10	11	11	19	25	10	14	8	8	8	8	8	8	8	8	9
	Monthly mean	7	6	7	9	9	10	9	9	9	10	8	8	7	7	7	7	6	7	6	7	8	6	6	4	5	5	5	5	5	5	6	7	
	Monthly minimum	0	0	2	5	3	6	5	7	7	5	5	5	5	5	1	3	4	3	4	4	0	0	0	0	0	0	0	0	0	0	0	0	0
	Total Invalid results	0	0	0	0	0	0	0	0	0	0	0	0	0	0	0	0	0	0	0	0	0	0	0	0	0	0	0	0	0	0	0	0	0
Daily average	Sum of exceedances	0	N/A	N/A	N/A	N/A	N/A	N/A	N/A	N/A	N/A	N/A	N/A	N/A	N/A	N/A	N/A	N/A	N/A	N/A	N/A	N/A	N/A	N/A	N/A	N/A	N/A	N/A	N/A	N/A	N/A	N/A	N/A	N/A
	Daily average ELV		N/A	N/A	N/A	N/A	N/A	N/A	N/A	N/A	N/A	N/A	N/A	N/A	N/A	N/A	N/A	N/A	N/A	N/A	N/A	N/A	N/A	N/A	N/A	N/A	N/A	N/A	N/A	N/A	N/A	N/A	N/A	N/A
	Monthly maximum	10	6	7	9	9	10	9	9	9	10	8	8	7	7	7	6	7	6	7	8	6	6	4	5	5	5	5	5	5	5	6	7	
	No of invalid days	0	Y	Y	Y	Y	Y	Y	Y	Y	Y	Y	Y	Y	Y	Y	Y	Y	Y	Y	Y	Y	Y	Y	Y	Y	Y	Y	Y	Y	Y	Y	Y	
Sum of exceedances	0	N	N	N	N	N	N	N	N	N	N	N	N	N	N	N	N	N	N	N	N	N	N	N	N	N	N	N	N	N	N	N	N	N

Signed: [Redacted] Date: 10/7/24
 (Authorised to sign as a representative of the Operator)

Permit Reference Number : LP3030XA

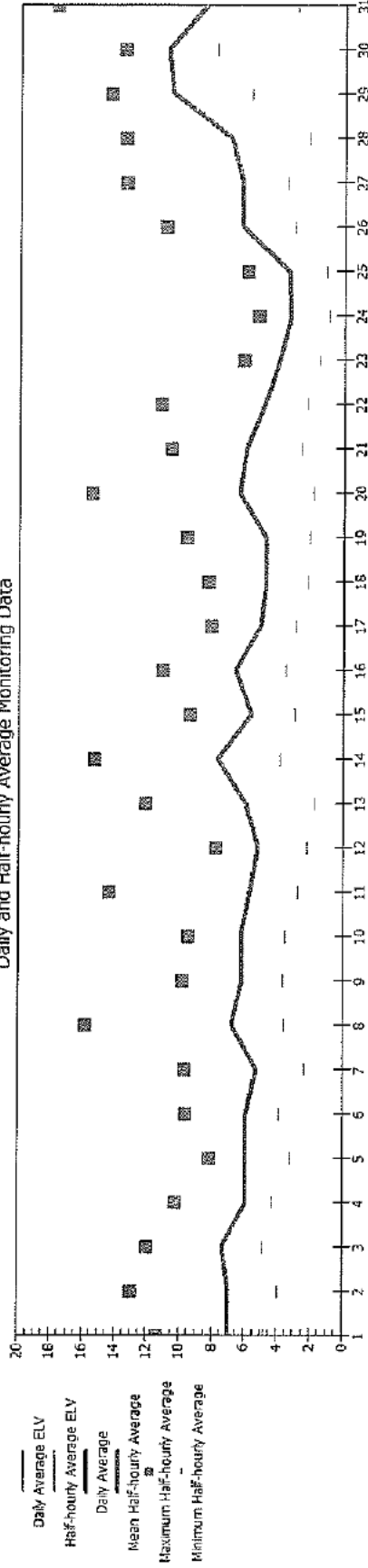
Installation: trident park cardiff

Operator : Viridor

Form Number:

Reporting of Continuously Monitored Emissions to Air for N2O mg/m3 at Emission Point A2 For the month of May 2024

Daily and Half-hourly Average Monitoring Data



Monthly summary		Date	1	2	3	4	5	6	7	8	9	10	11	12	13	14	15	16	17	18	19	20	21	22	23	24	25	26	27	28	29	30	31	
Half-hourly average	Half-hourly average ELV		N/A	N/A	N/A	N/A	N/A	N/A	N/A	N/A	N/A	N/A	N/A	N/A	N/A	N/A	N/A	N/A	N/A	N/A	N/A	N/A	N/A	N/A	N/A	N/A	N/A	N/A	N/A	N/A	N/A	N/A	N/A	N/A
	Monthly maximum	18	11	13	12	10	8	10	10	16	10	9	14	8	12	15	9	11	8	8	10	15	11	11	6	5	6	11	13	13	14	13	18	
	Monthly mean	6	7	7	6	6	6	6	5	7	6	6	6	6	5	6	6	7	5	5	5	6	6	5	4	3	6	6	7	11	11	8		
	Monthly minimum	1	5	4	5	4	3	4	4	2	4	4	3	2	2	4	3	3	3	2	2	2	2	2	2	1	1	3	3	2	6	8	3	
	Total Invalid results	0	0	0	0	0	0	0	0	0	0	0	0	0	0	0	0	0	0	0	0	0	0	0	0	0	0	0	0	0	0	0	0	0
Daily average	Sum of exceedances of ELV	0	N/A	N/A	N/A	N/A	N/A	N/A	N/A	N/A	N/A	N/A	N/A	N/A	N/A	N/A	N/A	N/A	N/A	N/A	N/A	N/A	N/A	N/A	N/A	N/A	N/A	N/A	N/A	N/A	N/A	N/A	N/A	N/A
	Daily average ELV		N/A	N/A	N/A	N/A	N/A	N/A	N/A	N/A	N/A	N/A	N/A	N/A	N/A	N/A	N/A	N/A	N/A	N/A	N/A	N/A	N/A	N/A	N/A	N/A	N/A	N/A	N/A	N/A	N/A	N/A	N/A	N/A
	Monthly maximum	11	7	7	7	6	6	6	5	7	6	6	6	6	5	6	6	7	5	5	5	6	6	5	4	3	6	6	7	11	11	8		
	No of invalid days	0	Y	Y	Y	Y	Y	Y	Y	Y	Y	Y	Y	Y	Y	Y	Y	Y	Y	Y	Y	Y	Y	Y	Y	Y	Y	Y	Y	Y	Y	Y	Y	
	Sum of exceedances	0	N	N	N	N	N	N	N	N	N	N	N	N	N	N	N	N	N	N	N	N	N	N	N	N	N	N	N	N	N	N	N	N

Signed: [Redacted] Date: 10/31/24
 (Authorised to sign as a representative of the Operator)

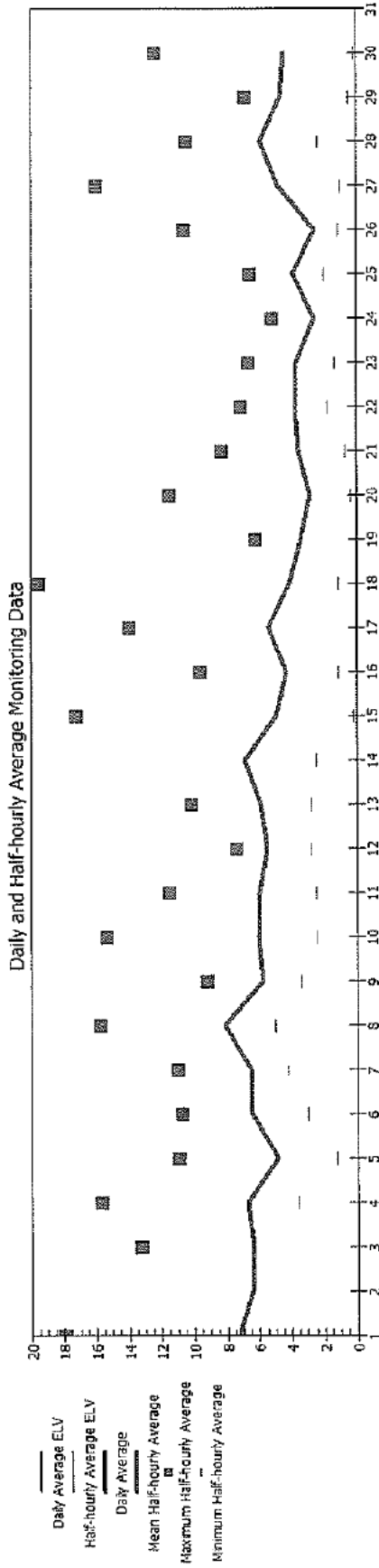
Permit Reference Number : LP3030XA

Installation: trident park cardiff

Operator : Viridor

Form Number:

Reporting of Continuously Monitored Emissions to Air for N2O mg/m3 at Emission Point A2 For the month of June 2024



Monthly summary	Date																														
	1	2	3	4	5	6	7	8	9	10	11	12	13	14	15	16	17	18	19	20	21	22	23	24	25	26	27	28	29	30	31
Half-hourly average	N/A																														
Half-hourly average ELV	N/A																														
Monthly maximum	18	22	13	16	11	11	11	16	9	15	11	7	10	24	17	10	14	19	6	11	8	7	5	7	11	16	10	7	12		
Monthly mean	7	6	6	7	5	6	7	8	6	6	6	5	6	7	5	4	5	4	3	4	4	4	3	4	3	4	3	5	6	5	4
Monthly minimum	4	0	0	4	1	3	4	5	3	2	2	3	3	2	0	1	0	1	0	0	1	2	1	0	2	1	1	2	0	0	
Total Invalid results	0	0	0	0	0	0	0	0	0	0	0	0	0	0	0	0	0	0	0	0	0	0	0	0	0	0	0	0	0	0	
Sum of exceedances	0	N/A	N/A	N/A	N/A	N/A	N/A	N/A	N/A	N/A	N/A	N/A	N/A	N/A	N/A	N/A	N/A	N/A	N/A	N/A	N/A	N/A	N/A	N/A	N/A	N/A	N/A	N/A	N/A	N/A	
Daily average	N/A																														
Daily average ELV	N/A																														
Monthly maximum	7	6	6	7	5	6	7	8	6	6	6	5	6	7	5	4	5	4	3	4	4	4	4	3	4	3	4	5	6	5	4
No of invalid days	Y	Y	Y	Y	Y	Y	Y	Y	Y	Y	Y	Y	Y	Y	Y	Y	Y	Y	Y	Y	Y	Y	Y	Y	Y	Y	Y	Y	Y	Y	
Sum of exceedances	0	N	N	N	N	N	N	N	N	N	N	N	N	N	N	N	N	N	N	N	N	N	N	N	N	N	N	N	N	N	N

Signed: [Redacted] Date: 10/7/24

(Authorised to sign as a representative of the Operator)

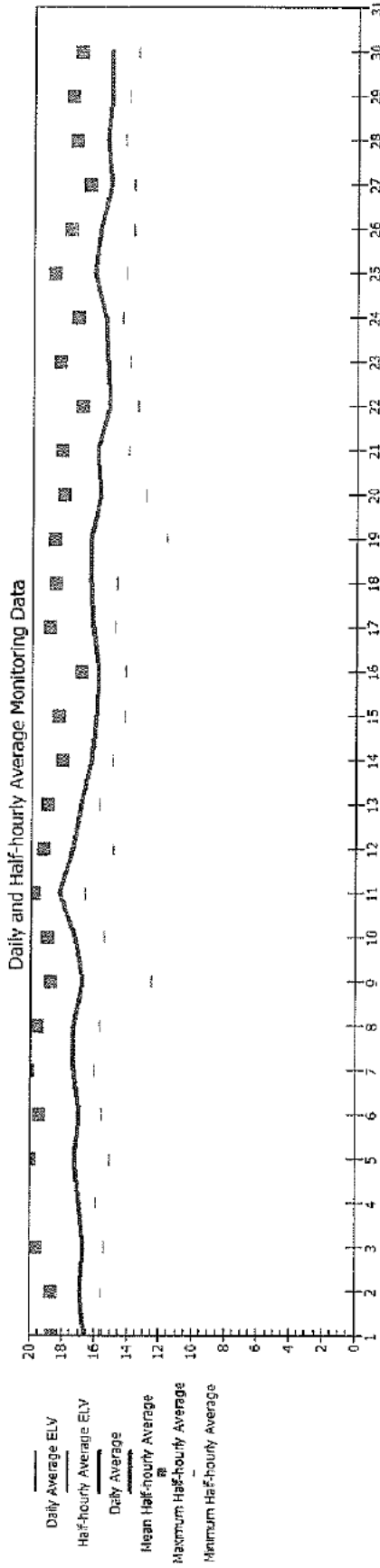
Permit Reference Number : LP3030XA

Installation: trident park cardiff

Operator : Viridor

Form Number:

Reporting of Continuously Monitored Emissions to Air for Moisture % at Emission Point A2 For the month of April 2024



Monthly summary		Date	1	2	3	4	5	6	7	8	9	10	11	12	13	14	15	16	17	18	19	20	21	22	23	24	25	26	27	28	29	30	31		
Half-hourly average	Half-hourly average ELV		N/A	N/A	N/A	N/A	N/A	N/A	N/A	N/A	N/A	N/A	N/A	N/A	N/A	N/A	N/A	N/A	N/A	N/A	N/A	N/A	N/A	N/A	N/A	N/A	N/A	N/A	N/A	N/A	N/A	N/A	N/A	N/A	
	Monthly maximum	21	19	19	20	21	20	19	20	20	19	19	20	19	19	18	18	17	19	18	19	18	18	17	18	17	19	18	16	17	18	17	18	17	
	Monthly mean	16	17	17	17	17	17	17	17	17	17	17	17	17	17	17	16	16	16	16	16	16	16	15	15	15	16	16	15	15	15	15	15	15	
	Monthly minimum	12	16	15	16	15	16	16	16	16	16	13	15	17	15	16	15	14	14	15	15	12	13	14	13	14	14	14	14	14	14	14	14	14	
Daily average	Total Invalid results	0	0	0	0	0	0	0	0	0	0	0	0	0	0	0	0	0	0	0	0	0	0	0	0	0	0	0	0	0	0	0	0	0	
	Sum of exceedances of ELV	0	N/A	N/A	N/A	N/A	N/A	N/A	N/A	N/A	N/A	N/A	N/A	N/A	N/A	N/A	N/A	N/A	N/A	N/A	N/A	N/A	N/A	N/A	N/A	N/A	N/A	N/A	N/A	N/A	N/A	N/A	N/A	N/A	N/A
	Monthly maximum	18	17	17	17	17	17	17	17	17	17	17	17	17	17	17	16	16	16	16	16	16	16	15	15	15	16	16	15	15	15	15	15	15	
	No of invalid days	0	Y	Y	Y	Y	Y	Y	Y	Y	Y	Y	Y	Y	Y	Y	Y	Y	Y	Y	Y	Y	Y	Y	Y	Y	Y	Y	Y	Y	Y	Y	Y	Y	
Sum of exceedances	0	N	N	N	N	N	N	N	N	N	N	N	N	N	N	N	N	N	N	N	N	N	N	N	N	N	N	N	N	N	N	N	N	N	

Signed.....

(Authorised to sign as a representative of the Operator)

Date: 10/7/24

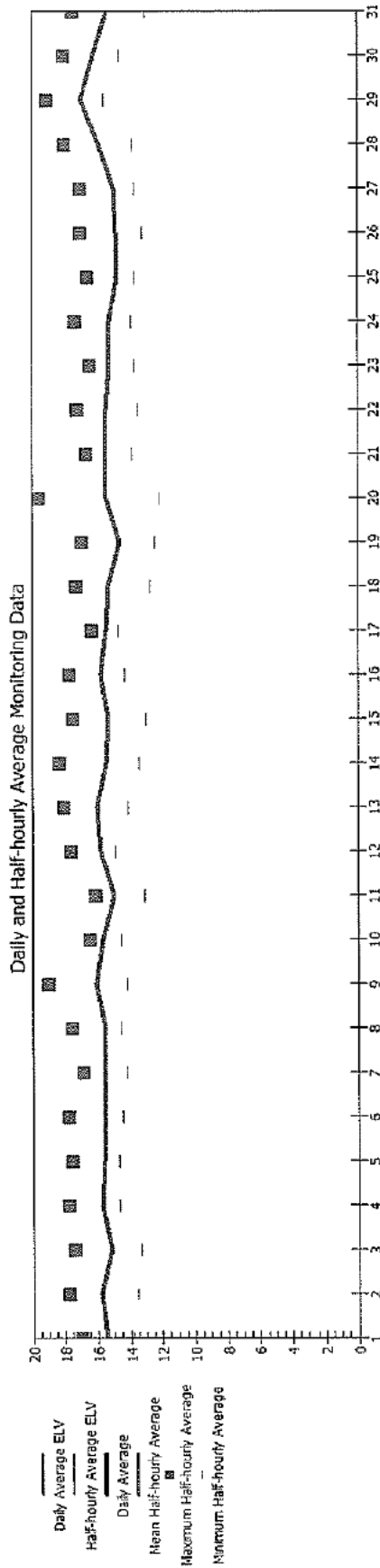
Permit Reference Number : LP3030XA

Installation: trident park cardiff

Operator : Viridor

Form Number:

Reporting of Continuously Monitored Emissions to Air for Moisture % at Emission Point A2 For the month of May 2024



Monthly summary		Date	1	2	3	4	5	6	7	8	9	10	11	12	13	14	15	16	17	18	19	20	21	22	23	24	25	26	27	28	29	30	31	
Half-hourly	Monthly maximum	Half-hourly average ELV	N/A	N/A	N/A	N/A	N/A	N/A	N/A	N/A	N/A	N/A	N/A	N/A	N/A	N/A	N/A	N/A	N/A	N/A	N/A	N/A	N/A	N/A	N/A	N/A	N/A	N/A	N/A	N/A	N/A	N/A	N/A	N/A
average	Monthly mean	Maximum Half-hourly average	17	18	17	18	17	18	19	18	19	16	18	18	18	18	17	18	16	17	17	20	17	17	16	17	17	17	17	18	19	18	17	
	Monthly minimum	Mean Half-hourly average	15	16	15	16	15	16	16	16	16	16	15	16	15	16	15	16	15	15	15	15	15	15	15	15	15	15	15	15	16	17	16	15
	Total Invalid results	Minimum Half-hourly average	14	14	13	15	14	14	15	14	15	13	15	14	13	14	15	13	14	15	13	12	12	14	13	14	14	13	14	14	14	16	15	13
	Sum of exceedances	No of invalid results	0	0	0	0	0	0	0	0	0	0	0	0	0	0	0	0	0	0	0	0	0	0	0	0	0	0	0	0	0	0	0	0
Daily	Monthly maximum	No of exceedances of ELV	N/A	N/A	N/A	N/A	N/A	N/A	N/A	N/A	N/A	N/A	N/A	N/A	N/A	N/A	N/A	N/A	N/A	N/A	N/A	N/A	N/A	N/A	N/A	N/A	N/A	N/A	N/A	N/A	N/A	N/A	N/A	N/A
average	No of invalid days	Daily average ELV	15	16	15	16	15	16	16	16	16	16	15	16	15	16	15	16	15	15	15	15	15	15	15	15	15	15	15	15	16	17	16	15
	Sum of exceedances	Value Valid?	Y	Y	Y	Y	Y	Y	Y	Y	Y	Y	Y	Y	Y	Y	Y	Y	Y	Y	Y	Y	Y	Y	Y	Y	Y	Y	Y	Y	Y	Y	Y	Y
		Value Exceeds ELV?	N	N	N	N	N	N	N	N	N	N	N	N	N	N	N	N	N	N	N	N	N	N	N	N	N	N	N	N	N	N	N	N

Signed: [Redacted] Date: 10/7/24

(Authorised to sign as a representative of the Operator)

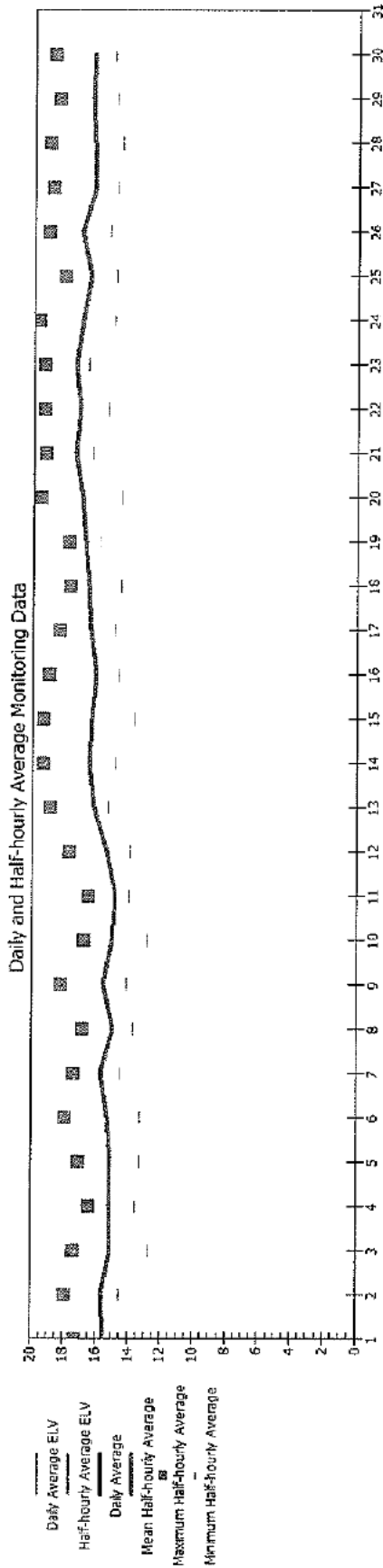
Permit Reference Number : LP3030XA

Installation: trident park cardiff

Operator : Viridor

Form Number:

Reporting of Continuously Monitored Emissions to Air for Moisture % at Emission Point A2 For the month of June 2024



Monthly summary	Date																														
	1	2	3	4	5	6	7	8	9	10	11	12	13	14	15	16	17	18	19	20	21	22	23	24	25	26	27	28	29	30	31
Half-hourly average	N/A																														
Half-hourly average ELV	N/A																														
Monthly maximum	20	17	18	17	16	17	18	17	18	17	16	18	19	19	19	19	18	18	18	18	19	19	19	19	20	18	19	19	19	18	19
Monthly mean	16	15	15	15	15	15	16	15	16	15	15	16	16	16	16	16	16	17	17	17	17	17	17	17	17	17	17	17	17	17	17
Monthly minimum	13	14	13	14	13	13	15	14	14	13	14	14	15	15	14	15	15	15	15	16	16	16	16	15	15	15	15	15	15	15	15
Total Invalid results	0	0	0	0	0	0	0	0	0	0	0	0	0	0	0	0	0	0	0	0	0	0	0	0	0	0	0	0	0	0	
Sum of exceedances	0	0	0	0	0	0	0	0	0	0	0	0	0	0	0	0	0	0	0	0	0	0	0	0	0	0	0	0	0	0	
Daily average	N/A																														
Daily average ELV	N/A																														
Monthly maximum	17	15	15	15	15	15	16	15	16	15	15	16	16	16	16	16	17	17	17	17	17	17	17	17	17	17	17	17	17	17	
No of invalid days	0	0	0	0	0	0	0	0	0	0	0	0	0	0	0	0	0	0	0	0	0	0	0	0	0	0	0	0	0	0	
Sum of exceedances	0	0	0	0	0	0	0	0	0	0	0	0	0	0	0	0	0	0	0	0	0	0	0	0	0	0	0	0	0	0	

Signed: [Redacted] Date: 10/7/24

(Authorised to sign as a representative of the Operator)

Permit Reference Number : LP3030XA


Installation: trident park cardiff

Operator : Viridor

Form Number:

Reporting of Continuously Monitored Emissions to Air for Dry Oxygen % at Emission Point A2 For the month of April 2024

Daily and Half-hourly Average Monitoring Data



Monthly summary		Date	1	2	3	4	5	6	7	8	9	10	11	12	13	14	15	16	17	18	19	20	21	22	23	24	25	26	27	28	29	30	31	
Half-hourly average	Half-hourly average ELV		N/A	N/A	N/A	N/A	N/A	N/A	N/A	N/A	N/A	N/A	N/A	N/A	N/A	N/A	N/A	N/A	N/A	N/A	N/A	N/A	N/A	N/A	N/A	N/A	N/A	N/A	N/A	N/A	N/A	N/A	N/A	
	Maximum Half-hourly average	12	9	9	9	9	9	9	9	9	9	9	9	9	9	9	9	9	9	9	9	9	9	9	9	9	9	9	9	9	9	9	9	
	Mean Half-hourly average	9	9	9	9	9	9	9	9	9	9	9	9	9	9	9	9	9	9	9	9	9	9	9	9	9	9	9	9	9	9	9	9	9
	Minimum Half-hourly average	7	8	8	8	8	8	8	8	8	8	8	7	8	8	8	8	8	8	8	8	8	8	8	8	8	8	8	8	8	8	8	8	8
	Total invalid results	0	0	0	0	0	0	0	0	0	0	0	0	0	0	0	0	0	0	0	0	0	0	0	0	0	0	0	0	0	0	0	0	0
Daily average	Sum of exceedances of ELV	0	N/A	N/A	N/A	N/A	N/A	N/A	N/A	N/A	N/A	N/A	N/A	N/A	N/A	N/A	N/A	N/A	N/A	N/A	N/A	N/A	N/A	N/A	N/A	N/A	N/A	N/A	N/A	N/A	N/A	N/A	N/A	N/A
	Daily average ELV		N/A	N/A	N/A	N/A	N/A	N/A	N/A	N/A	N/A	N/A	N/A	N/A	N/A	N/A	N/A	N/A	N/A	N/A	N/A	N/A	N/A	N/A	N/A	N/A	N/A	N/A	N/A	N/A	N/A	N/A	N/A	N/A
	Monthly maximum	9	9	9	9	9	9	9	9	9	9	9	9	9	9	9	9	9	9	9	9	9	9	9	9	9	9	9	9	9	9	9	9	9
	No of invalid days	0	Y	Y	Y	Y	Y	Y	Y	Y	Y	Y	Y	Y	Y	Y	Y	Y	Y	Y	Y	Y	Y	Y	Y	Y	Y	Y	Y	Y	Y	Y	Y	Y
	Sum of exceedances	0	N	N	N	N	N	N	N	N	N	N	N	N	N	N	N	N	N	N	N	N	N	N	N	N	N	N	N	N	N	N	N	N

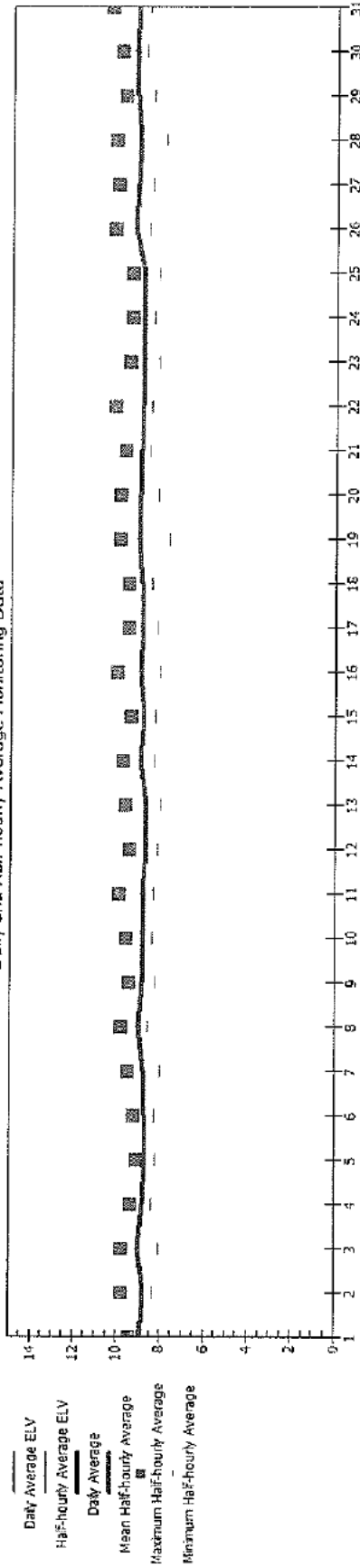
Signed.....
 (Authorised to sign as a representative of the Operator)
 Date: 30/7/24

Permit Reference Number : LP3030XA
 Installation: trident park cardiff

Operator : Viridor
 Form Number:

Reporting of Continuously Monitored Emissions to Air for Dry Oxygen % at Emission Point A2 For the month of May 2024

Daily and Half-hourly Average Monitoring Data



Monthly summary	Date																															
	1	2	3	4	5	6	7	8	9	10	11	12	13	14	15	16	17	18	19	20	21	22	23	24	25	26	27	28	29	30	31	
Half-hourly average	N/A	N/A	N/A	N/A	N/A	N/A	N/A	N/A	N/A	N/A	N/A	N/A	N/A	N/A	N/A	N/A	N/A	N/A	N/A	N/A	N/A	N/A	N/A	N/A	N/A	N/A	N/A	N/A	N/A	N/A	N/A	N/A
Maximum Half-hourly average	9	10	10	9	9	9	10	10	9	10	10	9	10	10	9	10	9	9	9	9	10	10	10	9	10	9	10	10	10	10	10	
Mean Half-hourly average	9	9	9	9	9	9	9	9	9	9	9	9	9	9	9	9	9	9	9	9	9	9	9	9	9	9	9	9	9	9	9	
Minimum Half-hourly average	8	8	8	8	8	8	8	8	8	8	8	8	8	8	8	8	8	8	8	8	8	8	8	8	8	8	8	8	8	8	8	
Total invalid results	0	0	0	0	0	0	0	0	0	0	0	0	0	0	0	0	0	0	0	0	0	0	0	0	0	0	0	0	0	0	0	
Sum of exceedances	0	N/A	N/A	N/A	N/A	N/A	N/A	N/A	N/A	N/A	N/A	N/A	N/A	N/A	N/A	N/A	N/A	N/A	N/A	N/A	N/A	N/A	N/A	N/A	N/A	N/A	N/A	N/A	N/A	N/A	N/A	
Daily average	9	9	9	9	9	9	9	9	9	9	9	9	9	9	9	9	9	9	9	9	9	9	9	9	9	9	9	9	9	9	9	
No of invalid days	0	Y	Y	Y	Y	Y	Y	Y	Y	Y	Y	Y	Y	Y	Y	Y	Y	Y	Y	Y	Y	Y	Y	Y	Y	Y	Y	Y	Y	Y		
Sum of exceedances	0	N	N	N	N	N	N	N	N	N	N	N	N	N	N	N	N	N	N	N	N	N	N	N	N	N	N	N	N	N	N	

Signed: [Redacted] Date: 19/7/24

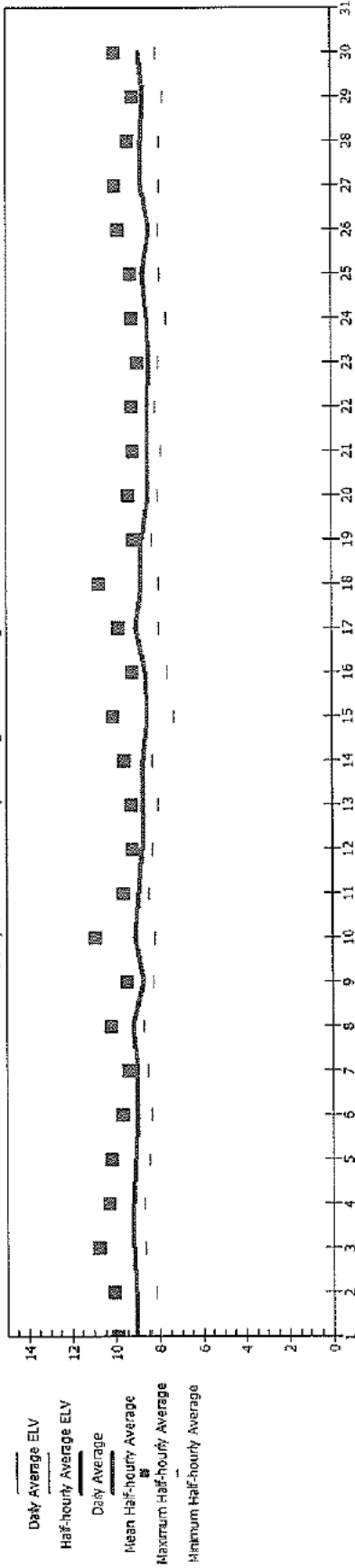
(Authorised to sign as a representative of the Operator)

Permit Reference Number : LP3030XA
 Installation: trident park cardiff

Operator : Viridor
 Form Number:

Reporting of Continuously Monitored Emissions to Air for Dry Oxygen % at Emission Point A2 For the month of June 2024

Daily and Half-hourly Average Monitoring Data



Monthly summary	Date	
	Half-hourly average ELV	
Monthly maximum	11	
Monthly mean	9	
Monthly minimum	7	
Total invalid results	0	
Sum of exceedances	0	
Daily		
Monthly maximum	9	
No of invalid days	0	
Sum of exceedances	0	

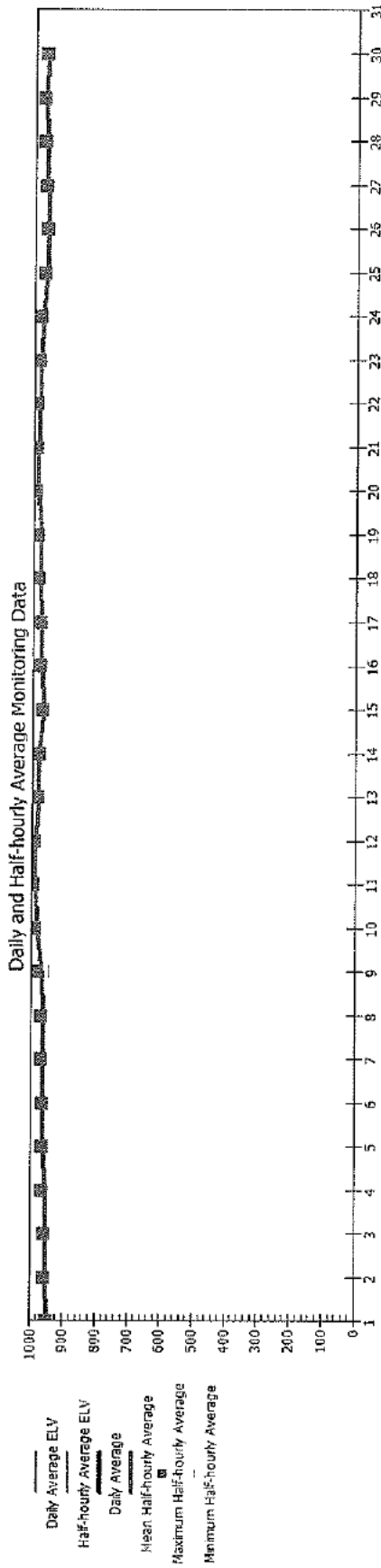
Date	1	2	3	4	5	6	7	8	9	10	11	12	13	14	15	16	17	18	19	20	21	22	23	24	25	26	27	28	29	30	31	
Half-hourly average ELV	N/A	N/A	N/A	N/A	N/A	N/A	N/A	N/A	N/A	N/A	N/A	N/A	N/A	N/A	N/A	N/A	N/A	N/A	N/A	N/A	N/A	N/A	N/A	N/A	N/A	N/A	N/A	N/A	N/A	N/A	N/A	N/A
Maximum Half-hourly average	10	10	11	10	10	9	10	10	9	10	11	10	9	10	10	9	10	11	9	9	9	9	9	9	9	9	10	10	9	9	10	
Mean Half-hourly average	9	9	9	9	9	9	9	9	9	9	9	9	9	9	9	9	9	9	9	9	9	9	9	9	9	9	9	9	9	9		
Minimum Half-hourly average	8	8	9	8	8	9	8	8	8	8	8	8	8	7	8	8	8	8	8	8	8	8	8	8	8	8	8	8	8	8		
No of Invalid results	0	0	0	0	0	0	0	0	0	0	0	0	0	0	0	0	0	0	0	0	0	0	0	0	0	0	0	0	0	0		
No of exceedances of ELV	N/A	N/A	N/A	N/A	N/A	N/A	N/A	N/A	N/A	N/A	N/A	N/A	N/A	N/A	N/A	N/A	N/A	N/A	N/A	N/A	N/A	N/A	N/A	N/A	N/A	N/A	N/A	N/A	N/A	N/A		
Daily average ELV	N/A	N/A	N/A	N/A	N/A	N/A	N/A	N/A	N/A	N/A	N/A	N/A	N/A	N/A	N/A	N/A	N/A	N/A	N/A	N/A	N/A	N/A	N/A	N/A	N/A	N/A	N/A	N/A	N/A	N/A		
Daily average	9	9	9	9	9	9	9	9	9	9	9	9	9	9	9	9	9	9	9	9	9	9	9	9	9	9	9	9	9	9		
Value Valid?	Y	Y	Y	Y	Y	Y	Y	Y	Y	Y	Y	Y	Y	Y	Y	Y	Y	Y	Y	Y	Y	Y	Y	Y	Y	Y	Y	Y	Y	Y		
Value Exceeds ELV?	N	N	N	N	N	N	N	N	N	N	N	N	N	N	N	N	N	N	N	N	N	N	N	N	N	N	N	N	N	N		

Signed: [Redacted] Date: 10/7/24
 (Authorised to sign as a representative of the Operator)

Permit Reference Number : LP3030XA
 Installation: trident park cardiff

Operator : Viridor
 Form Number:

Reporting of Continuously Monitored Emissions to Air for Stack Pressure mbar at Emission Point A2 For the month of April 2024



Monthly summary	Date	
	1	2
Half-hourly average ELV	N/A	N/A
Maximum Half-hourly average	948	957
Mean Half-hourly average	945	952
Minimum Half-hourly average	942	946
Total Invalid results	0	0
Sum of exceedances	0	0
Daily average ELV	N/A	N/A
Daily average	945	952
Value Valid?	Y	Y
Value Exceeds ELV?	N	N

Monthly summary	3	4	5	6	7	8	9	10	11	12	13	14	15	16	17	18	19	20	21	22	23	24	25	26	27	28	29	30	31
Half-hourly average ELV	N/A	N/A	N/A	N/A	N/A	N/A	N/A	N/A	N/A	N/A	N/A	N/A	N/A	N/A	N/A	N/A	N/A	N/A	N/A	N/A	N/A	N/A	N/A	N/A	N/A	N/A	N/A	N/A	N/A
Maximum Half-hourly average	983	983	983	983	983	983	983	983	983	983	983	983	983	983	983	983	983	983	983	983	983	983	983	983	983	983	983	983	983
Mean Half-hourly average	968	968	968	968	968	968	968	968	968	968	968	968	968	968	968	968	968	968	968	968	968	968	968	968	968	968	968	968	968
Minimum Half-hourly average	942	942	942	942	942	942	942	942	942	942	942	942	942	942	942	942	942	942	942	942	942	942	942	942	942	942	942	942	942
Total Invalid results	0	0	0	0	0	0	0	0	0	0	0	0	0	0	0	0	0	0	0	0	0	0	0	0	0	0	0	0	0
Sum of exceedances	0	0	0	0	0	0	0	0	0	0	0	0	0	0	0	0	0	0	0	0	0	0	0	0	0	0	0	0	0
Daily average ELV	N/A	N/A	N/A	N/A	N/A	N/A	N/A	N/A	N/A	N/A	N/A	N/A	N/A	N/A	N/A	N/A	N/A	N/A	N/A	N/A	N/A	N/A	N/A	N/A	N/A	N/A	N/A	N/A	N/A
Daily average	969	969	969	969	969	969	969	969	969	969	969	969	969	969	969	969	969	969	969	969	969	969	969	969	969	969	969	969	969
No of invalid days	0	0	0	0	0	0	0	0	0	0	0	0	0	0	0	0	0	0	0	0	0	0	0	0	0	0	0	0	0
Value Valid?	Y	Y	Y	Y	Y	Y	Y	Y	Y	Y	Y	Y	Y	Y	Y	Y	Y	Y	Y	Y	Y	Y	Y	Y	Y	Y	Y	Y	Y
Value Exceeds ELV?	N	N	N	N	N	N	N	N	N	N	N	N	N	N	N	N	N	N	N	N	N	N	N	N	N	N	N	N	N

Signed: [Redacted] Date: 16/7/24

(Authorised to sign as a representative of the Operator)

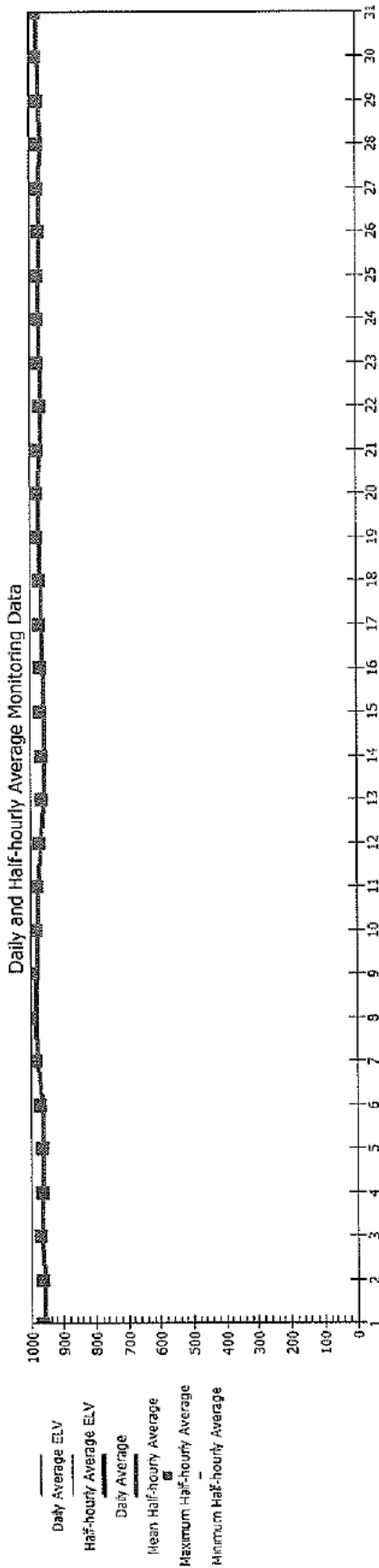
Permit Reference Number : LP3030XA

Installation: trident park cardiff

Operator : Viridor

Form Number:

Reporting of Continuously Monitored Emissions to Air for Stack Pressure mbar at Emission Point A2 For the month of May 2024



Monthly summary		Date	1	2	3	4	5	6	7	8	9	10	11	12	13	14	15	16	17	18	19	20	21	22	23	24	25	26	27	28	29	30	31	
Half-hourly average	Half-hourly average ELV		N/A	N/A	N/A	N/A	N/A	N/A	N/A	N/A	N/A	N/A	N/A	N/A	N/A	N/A	N/A	N/A	N/A	N/A	N/A	N/A	N/A	N/A	N/A	N/A	N/A	N/A	N/A	N/A	N/A	N/A	N/A	N/A
	Monthly maximum	994	963	964	970	965	962	969	982	994	992	980	979	972	962	962	968	967	969	972	977	980	975	967	976	973	974	971	976	974	978	980	982	
	Monthly mean	968	962	957	965	963	959	963	976	984	982	977	975	967	958	954	958	961	964	968	970	972	967	962	967	970	970	966	970	965	970	973	977	
	Monthly minimum	948	960	954	961	961	958	956	968	980	976	974	972	961	954	948	953	956	958	965	967	959	960	956	959	965	966	961	962	959	958	966	972	
	Total Invalid results	0	0	0	0	0	0	0	0	0	0	0	0	0	0	0	0	0	0	0	0	0	0	0	0	0	0	0	0	0	0	0	0	0
	Sum of exceedances	0	N/A	N/A	N/A	N/A	N/A	N/A	N/A	N/A	N/A	N/A	N/A	N/A	N/A	N/A	N/A	N/A	N/A	N/A	N/A	N/A	N/A	N/A	N/A	N/A	N/A	N/A	N/A	N/A	N/A	N/A	N/A	N/A
Daily average	Daily average ELV		N/A	N/A	N/A	N/A	N/A	N/A	N/A	N/A	N/A	N/A	N/A	N/A	N/A	N/A	N/A	N/A	N/A	N/A	N/A	N/A	N/A	N/A	N/A	N/A	N/A	N/A	N/A	N/A	N/A	N/A	N/A	N/A
	Monthly maximum	984	962	957	965	963	959	963	976	984	982	977	975	967	958	954	958	961	964	968	970	972	967	962	967	970	970	966	970	965	970	973	977	
	No of invalid days	0	Y	Y	Y	Y	Y	Y	Y	Y	Y	Y	Y	Y	Y	Y	Y	Y	Y	Y	Y	Y	Y	Y	Y	Y	Y	Y	Y	Y	Y	Y	Y	
Sum of exceedances	0	N	N	N	N	N	N	N	N	N	N	N	N	N	N	N	N	N	N	N	N	N	N	N	N	N	N	N	N	N	N	N	N	

Signed: [Redacted] Date: 30/7/24
 (Authorised to sign as a representative of the Operator)

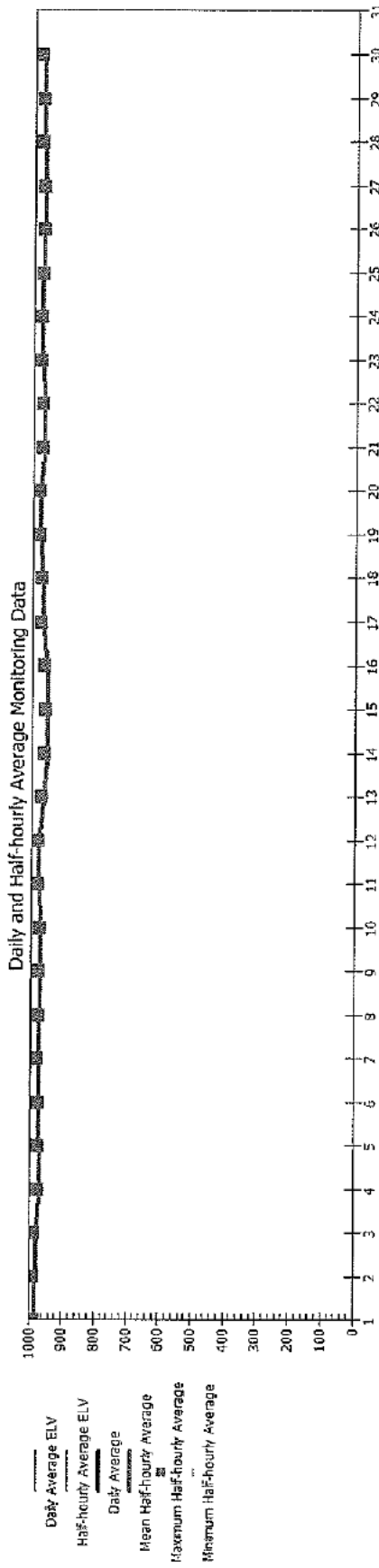
Permit Reference Number : LP3030XA

Installation: Irident park cardiff

Operator : Viridor

Form Number:

Reporting of Continuously Monitored Emissions to Air for Stack Pressure mbar at Emission Point A2 For the month of June 2024



Monthly summary		Date	1	2	3	4	5	6	7	8	9	10	11	12	13	14	15	16	17	18	19	20	21	22	23	24	25	26	27	28	29	30	31
Half-hourly average	Half-hourly average ELV		N/A	N/A	N/A	N/A	N/A	N/A	N/A	N/A	N/A	N/A	N/A	N/A	N/A	N/A	N/A	N/A	N/A	N/A	N/A	N/A	N/A	N/A	N/A	N/A	N/A	N/A	N/A	N/A	N/A	N/A	N/A
	Monthly maximum	987	965	987	984	973	973	975	978	974	973	971	977	976	968	961	956	959	969	972	977	977	971	970	974	974	971	969	966	975	971	977	
	Monthly mean	967	980	981	977	966	970	970	970	969	968	966	973	972	959	951	949	953	964	967	973	973	965	965	971	971	963	966	962	968	966	966	
	Monthly minimum	943	976	977	971	961	966	966	967	963	963	962	968	966	951	943	943	947	957	964	969	971	954	957	968	968	967	964	958	964	963	961	
	Total invalid results	0	0	0	0	0	0	0	0	0	0	0	0	0	0	0	0	0	0	0	0	0	0	0	0	0	0	0	0	0	0	0	0
Daily average	Sum of exceedances of ELV	0	N/A	N/A	N/A	N/A	N/A	N/A	N/A	N/A	N/A	N/A	N/A	N/A	N/A	N/A	N/A	N/A	N/A	N/A	N/A	N/A	N/A	N/A	N/A	N/A	N/A	N/A	N/A	N/A	N/A	N/A	N/A
	Daily average ELV		N/A	N/A	N/A	N/A	N/A	N/A	N/A	N/A	N/A	N/A	N/A	N/A	N/A	N/A	N/A	N/A	N/A	N/A	N/A	N/A	N/A	N/A	N/A	N/A	N/A	N/A	N/A	N/A	N/A	N/A	N/A
	Monthly maximum	981	980	981	977	966	970	970	970	969	968	966	973	972	959	951	949	953	964	967	973	973	965	965	971	971	969	966	962	968	966	966	
	No of invalid days	0	Y	Y	Y	Y	Y	Y	Y	Y	Y	Y	Y	Y	Y	Y	Y	Y	Y	Y	Y	Y	Y	Y	Y	Y	Y	Y	Y	Y	Y	Y	
	Sum of exceedances	0	N	N	N	N	N	N	N	N	N	N	N	N	N	N	N	N	N	N	N	N	N	N	N	N	N	N	N	N	N	N	N

Signed: [Redacted] Date: 10/3/24


(Authorised to sign as a representative of the Operator)

Permit Reference Number : LP3030XA

Operator : Viridor

Installation: **Trident Park** carciff
Reporting of Continuously Monitored Emissions to Air for Stack Flow kNm3/hr (Dry 11% O2) at Emission Point A2 For the month of April 2024

Daily and Half-hourly Average Monitoring Data



Monthly summary	Date																																	
	1	2	3	4	5	6	7	8	9	10	11	12	13	14	15	16	17	18	19	20	21	22	23	24	25	26	27	28	29	30	31			
Half-hourly average	N/A	N/A	N/A	N/A	N/A	N/A	N/A	N/A	N/A	N/A	N/A	N/A	N/A	N/A	N/A	N/A	N/A	N/A	N/A	N/A	N/A	N/A	N/A	N/A	N/A	N/A	N/A	N/A	N/A	N/A	N/A	N/A	N/A	N/A
Monthly maximum	163	165	171	169	162	163	162	163	164	166	172	166	169	167	165	164	167	166	167	168	172	167	166	167	164	165	163	170	161	166				
Monthly mean	157	159	158	159	156	156	156	156	157	157	159	158	159	160	158	159	160	161	160	159	161	158	159	158	158	158	157	155	167	155	157	155	157	
Monthly minimum	150	150	152	152	149	138	147	150	150	151	151	148	145	154	153	153	154	155	122	131	154	144	140	151	151	148	144	147	150	152				
Total Invalid results	0	0	0	0	0	0	0	0	0	0	0	0	0	0	0	0	0	0	0	0	0	0	0	0	0	0	0	0	0	0	0	0		
Sum of exceedances	0	0	0	0	0	0	0	0	0	0	0	0	0	0	0	0	0	0	0	0	0	0	0	0	0	0	0	0	0	0	0	0		
Daily average	Y	Y	Y	Y	Y	Y	Y	Y	Y	Y	Y	Y	Y	Y	Y	Y	Y	Y	Y	Y	Y	Y	Y	Y	Y	Y	Y	Y	Y	Y	Y	Y		
No of invalid days	0	0	0	0	0	0	0	0	0	0	0	0	0	0	0	0	0	0	0	0	0	0	0	0	0	0	0	0	0	0	0	0		
Sum of exceedances	0	0	0	0	0	0	0	0	0	0	0	0	0	0	0	0	0	0	0	0	0	0	0	0	0	0	0	0	0	0	0	0		

Signed: [Redacted] Date: 10/3/24

(Authorised to sign as a representative of the Operator)

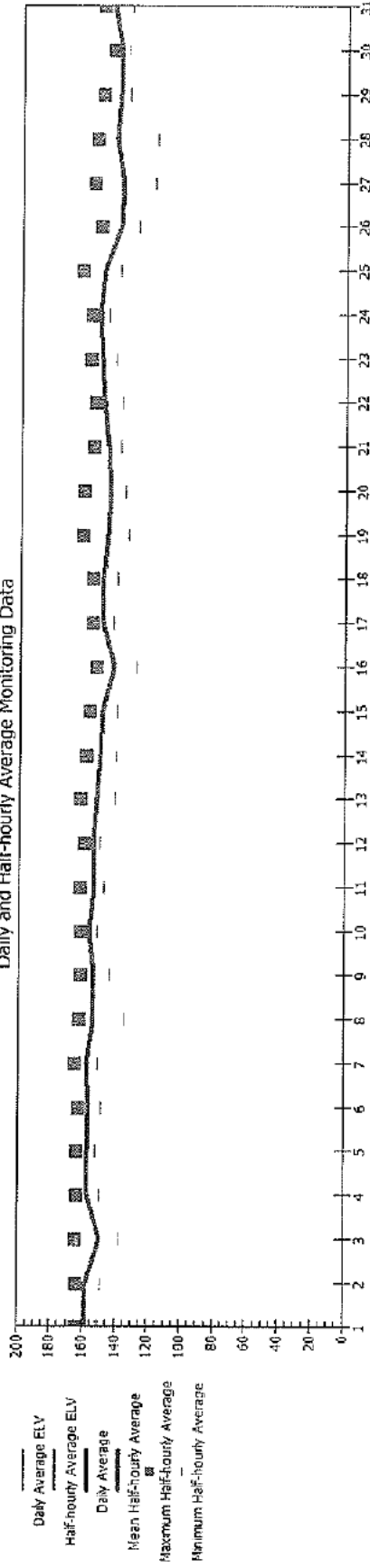
Permit Reference Number : LP3030XA

Operator : Viridor

Installation: Irident, park cardiff

Reporting of Continuously Monitored Emissions to Air for Stack Flow kNm3/hr (Dry 11% O2) at Emission Point A2 For the month of May 2024

Daily and Half-hourly Average Monitoring Data



Monthly summary		Date	1	2	3	4	5	6	7	8	9	10	11	12	13	14	15	16	17	18	19	20	21	22	23	24	25	26	27	28	29	30	31	
Half-hourly average	Monthly maximum	Half-hourly average ELV	N/A	N/A	N/A	N/A	N/A	N/A	N/A	N/A	N/A	N/A	N/A	N/A	N/A	N/A	N/A	N/A	N/A	N/A	N/A	N/A	N/A	N/A	N/A	N/A	N/A	N/A	N/A	N/A	N/A	N/A	N/A	N/A
	Monthly mean	Maximum Half-hourly average	164	163	164	163	163	163	164	162	167	162	162	162	159	162	158	157	152	155	155	161	160	155	154	157	162	151	155	154	150	143	150	
	Monthly minimum	Mean Half-hourly average	158	158	150	157	157	157	158	153	153	153	156	154	154	153	150	149	142	149	148	146	144	146	149	150	151	149	139	138	142	140	139	144
	Total invalid results	Minimum Half-hourly average	152	149	138	150	152	148	151	135	144	152	147	150	141	140	140	128	143	140	133	135	138	138	142	146	139	128	116	117	134	135	133	
	Sum of exceedances	No of invalid results	0	0	0	0	0	0	0	0	0	0	0	0	0	0	0	0	0	0	0	0	0	0	0	0	0	0	0	0	0	0	0	0
Daily average	Monthly maximum	No of exceedances of ELV	N/A	N/A	N/A	N/A	N/A	N/A	N/A	N/A	N/A	N/A	N/A	N/A	N/A	N/A	N/A	N/A	N/A	N/A	N/A	N/A	N/A	N/A	N/A	N/A	N/A	N/A	N/A	N/A	N/A	N/A	N/A	N/A
	No of invalid days	Daily average ELV	N/A	N/A	N/A	N/A	N/A	N/A	N/A	N/A	N/A	N/A	N/A	N/A	N/A	N/A	N/A	N/A	N/A	N/A	N/A	N/A	N/A	N/A	N/A	N/A	N/A	N/A	N/A	N/A	N/A	N/A	N/A	N/A
	Value Valid?	Daily average	158	158	150	157	157	157	158	153	153	156	154	154	153	150	149	142	149	148	146	144	146	149	150	151	149	139	138	142	140	139	144	
	Sum of exceedances	Value Exceeds ELV?	Y	Y	Y	Y	Y	Y	Y	Y	Y	Y	Y	Y	Y	Y	Y	Y	Y	Y	Y	Y	Y	Y	Y	Y	Y	Y	Y	Y	Y	Y	Y	

Signed: [Redacted] Date: 10/7/24

(Authorised to sign as a representative of the Operator)

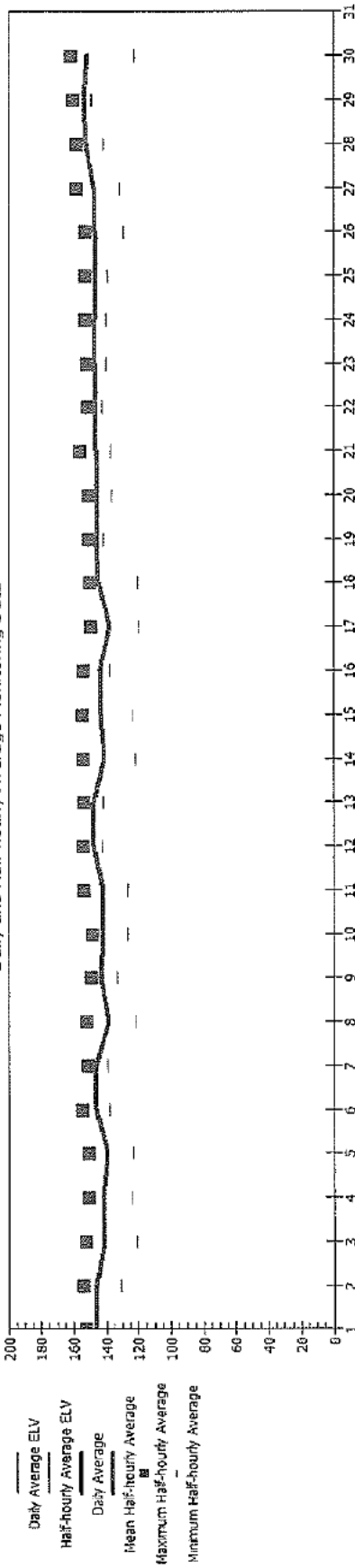
Permit Reference Number : LP3030XA

Operator : Viridor

Installation: Irident_park_cardiff

Reporting of Continuously Monitored Emissions to Air for Stack Flow kNm3/hr (Dry 11% O2) at Emission Point A2 For the month of June 2024

Daily and Half-hourly Average Monitoring Data



Monthly summary	Date																																
	1	2	3	4	5	6	7	8	9	10	11	12	13	14	15	16	17	18	19	20	21	22	23	24	25	26	27	28	29	30	31		
Half-hourly average	N/A	N/A	N/A	N/A	N/A	N/A	N/A	N/A	N/A	N/A	N/A	N/A	N/A	N/A	N/A	N/A	N/A	N/A	N/A	N/A	N/A	N/A	N/A	N/A	N/A	N/A	N/A	N/A	N/A	N/A	N/A	N/A	N/A
Monthly maximum	161	153	152	150	151	154	151	152	149	148	153	154	153	154	155	154	149	150	150	150	155	151	152	152	152	152	158	158	160	161	161		
Monthly mean	145	146	141	142	139	146	146	138	143	142	142	148	147	141	143	144	138	144	146	146	146	148	147	147	148	146	148	148	152	154	151		
Monthly minimum	120	130	121	124	123	138	139	122	133	127	127	142	142	122	123	138	120	120	142	136	137	142	138	140	139	129	131	142	149	122			
Total invalid results	0	0	0	0	0	0	0	0	0	0	0	0	0	0	0	0	0	0	0	0	0	0	0	0	0	0	0	0	0	0	0		
Sum of exceedances	0	N/A	N/A	N/A	N/A	N/A	N/A	N/A	N/A	N/A	N/A	N/A	N/A	N/A	N/A	N/A	N/A	N/A	N/A	N/A	N/A	N/A	N/A	N/A	N/A	N/A	N/A	N/A	N/A	N/A	N/A		
Daily average	154	146	141	142	139	146	146	138	143	142	142	148	147	141	143	144	138	144	146	146	146	148	147	147	148	146	148	148	152	154	151		
No of invalid days	0	Y	Y	Y	Y	Y	Y	Y	Y	Y	Y	Y	Y	Y	Y	Y	Y	Y	Y	Y	Y	Y	Y	Y	Y	Y	Y	Y	Y	Y			
Sum of exceedances	0	N	N	N	N	N	N	N	N	N	N	N	N	N	N	N	N	N	N	N	N	N	N	N	N	N	N	N	N	N	N		

Signed: [Redacted] Date: 10/7/24

(Authorised to sign as a representative of the Operator)

Permit Reference Number : LP3030XA

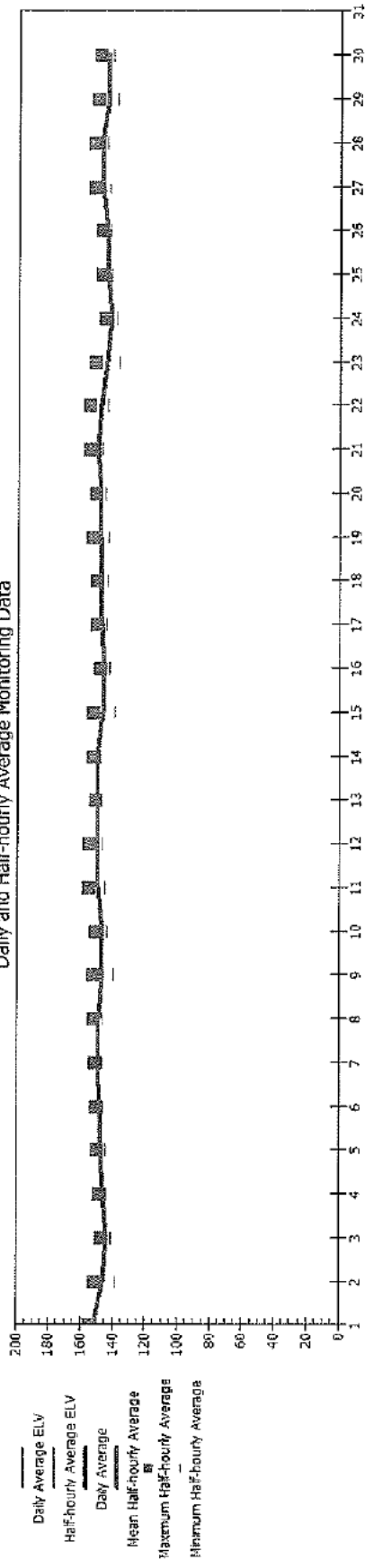
Installation: trident park cardiff

Operator : Viridor

Form Number:

Reporting of Continuously Monitored Emissions to Air for Stack Temperature C at Emission Point A2 For the month of April 2024

Daily and Half-hourly Average Monitoring Data



Monthly summary	Date																																
	1	2	3	4	5	6	7	8	9	10	11	12	13	14	15	16	17	18	19	20	21	22	23	24	25	26	27	28	29	30	31		
Half-hourly average	N/A	N/A	N/A	N/A	N/A	N/A	N/A	N/A	N/A	N/A	N/A	N/A	N/A	N/A	N/A	N/A	N/A	N/A	N/A	N/A	N/A	N/A	N/A	N/A	N/A	N/A	N/A	N/A	N/A	N/A	N/A	N/A	N/A
Monthly maximum	154	151	147	148	149	150	151	151	152	151	155	155	151	152	152	148	150	150	153	151	155	155	151	145	148	147	152	152	150	149			
Monthly mean	152	146	144	146	148	148	149	149	146	147	150	150	150	147	147	146	147	147	148	148	150	148	144	142	144	145	147	148	144	144			
Monthly minimum	150	138	141	144	144	146	147	147	140	144	145	147	147	148	139	143	145	144	143	145	147	144	137	138	142	143	143	145	138	141			
Total Invalid results	0	0	0	0	0	0	0	0	0	0	0	0	0	0	0	0	0	0	0	0	0	0	0	0	0	0	0	0	0	0			
Sum of exceedances	0	0	0	0	0	0	0	0	0	0	0	0	0	0	0	0	0	0	0	0	0	0	0	0	0	0	0	0	0	0			
Daily average	N/A	N/A	N/A	N/A	N/A	N/A	N/A	N/A	N/A	N/A	N/A	N/A	N/A	N/A	N/A	N/A	N/A	N/A	N/A	N/A	N/A	N/A	N/A	N/A	N/A	N/A	N/A	N/A	N/A	N/A	N/A		
No of invalid days	Y	Y	Y	Y	Y	Y	Y	Y	Y	Y	Y	Y	Y	Y	Y	Y	Y	Y	Y	Y	Y	Y	Y	Y	Y	Y	Y	Y	Y	Y			
Sum of exceedances	0	0	0	0	0	0	0	0	0	0	0	0	0	0	0	0	0	0	0	0	0	0	0	0	0	0	0	0	0	0			

Signed: [Redacted] Date: 10/7/24

(Authorised to sign as a representative of the Operator)

Permit Reference Number : LP3030XA

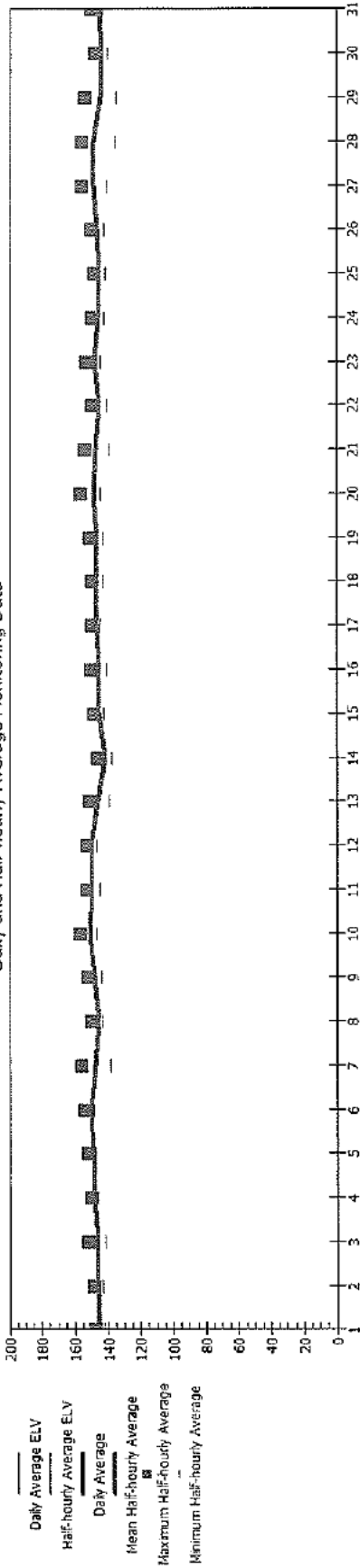
Installation: trident park cardiff

Operator : Viridor

Form Number:

Reporting of Continuously Monitored Emissions to Air for Stack Temperature C at Emission Point A2 For the month of May 2024

Daily and Half-hourly Average Monitoring Data



Monthly summary	Date																														
	1	2	3	4	5	6	7	8	9	10	11	12	13	14	15	16	17	18	19	20	21	22	23	24	25	26	27	28	29	30	31
Half-hourly average	N/A																														
Monthly maximum	147	148	151	150	151	154	155	149	151	156	152	152	151	146	148	150	149	150	151	156	154	149	153	149	148	150	156	156	154	147	151
Monthly mean	145	146	146	148	149	150	147	145	148	151	149	150	146	142	145	145	147	147	147	149	147	146	148	146	145	147	148	149	144	144	145
Monthly minimum	143	143	142	147	147	148	139	143	144	147	145	147	139	138	142	141	144	143	143	145	139	141	145	143	141	143	141	136	135	141	143
Total Invalid results	0																														
Sum of exceedances	0																														
Daily average	N/A																														
Monthly maximum	145	146	146	148	149	150	147	145	148	151	149	150	146	142	145	145	147	147	149	147	146	148	146	145	147	148	149	144	144	145	
No of invalid days	0																														
Sum of exceedances	0																														

Signed: [Redacted] Date: 10/7/24

(Authorised to sign as a representative of the Operator)

Permit Reference Number : LP3030XA

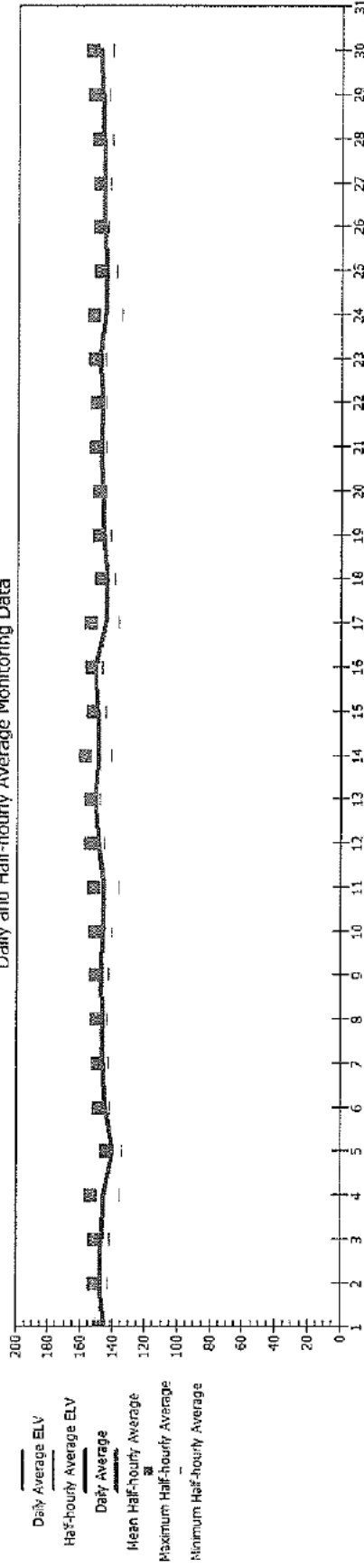
Installation: trident park cardiff

Operator : Viridor

Form Number:

Reporting of Continuously Monitored Emissions to Air for Stack Temperature C at Emission Point A2 For the month of June 2024

Daily and Half-hourly Average Monitoring Data



Monthly summary	Date	1	2	3	4	5	6	7	8	9	10	11	12	13	14	15	16	17	18	19	20	21	22	23	24	25	26	27	28	29	30	31
Half-hourly average	Half-hourly average ELV	N/A	N/A	N/A	N/A	N/A	N/A	N/A	N/A	N/A	N/A	N/A	N/A	N/A	N/A	N/A	N/A	N/A	N/A	N/A	N/A	N/A	N/A	N/A	N/A	N/A	N/A	N/A	N/A	N/A	N/A	N/A
	Maximum Half-hourly average	147	151	153	148	149	149	150	151	151	154	154	157	152	153	153	148	149	149	151	150	151	150	153	148	149	149	148	152	154		
	Mean Half-hourly average	145	147	147	145	139	144	146	147	146	145	149	151	149	151	145	144	146	147	148	147	149	149	145	144	146	146	147	147	149		
	Minimum Half-hourly average	141	143	142	135	134	142	143	143	141	137	145	148	141	144	146	136	139	142	145	144	144	146	135	138	144	142	141	143	141		
	Total Invalid results	0	0	0	0	0	0	0	0	0	0	0	0	0	0	0	0	0	0	0	0	0	0	0	0	0	0	0	0	0	0	0
	Sum of exceedances of ELV	N/A	N/A	N/A	N/A	N/A	N/A	N/A	N/A	N/A	N/A	N/A	N/A	N/A	N/A	N/A	N/A	N/A	N/A	N/A	N/A	N/A	N/A	N/A	N/A	N/A	N/A	N/A	N/A	N/A	N/A	N/A
Daily average	Daily average ELV	N/A	N/A	N/A	N/A	N/A	N/A	N/A	N/A	N/A	N/A	N/A	N/A	N/A	N/A	N/A	N/A	N/A	N/A	N/A	N/A	N/A	N/A	N/A	N/A	N/A	N/A	N/A	N/A	N/A	N/A	N/A
	Daily average	145	147	147	145	139	144	146	147	146	145	149	151	149	151	145	144	146	147	148	147	149	149	145	144	146	146	147	147	149		
	No of invalid days	Y	Y	Y	Y	Y	Y	Y	Y	Y	Y	Y	Y	Y	Y	Y	Y	Y	Y	Y	Y	Y	Y	Y	Y	Y	Y	Y	Y	Y	Y	Y
	Sum of exceedances	N	N	N	N	N	N	N	N	N	N	N	N	N	N	N	N	N	N	N	N	N	N	N	N	N	N	N	N	N	N	N

Signed: [Redacted] Date: 10/7/24

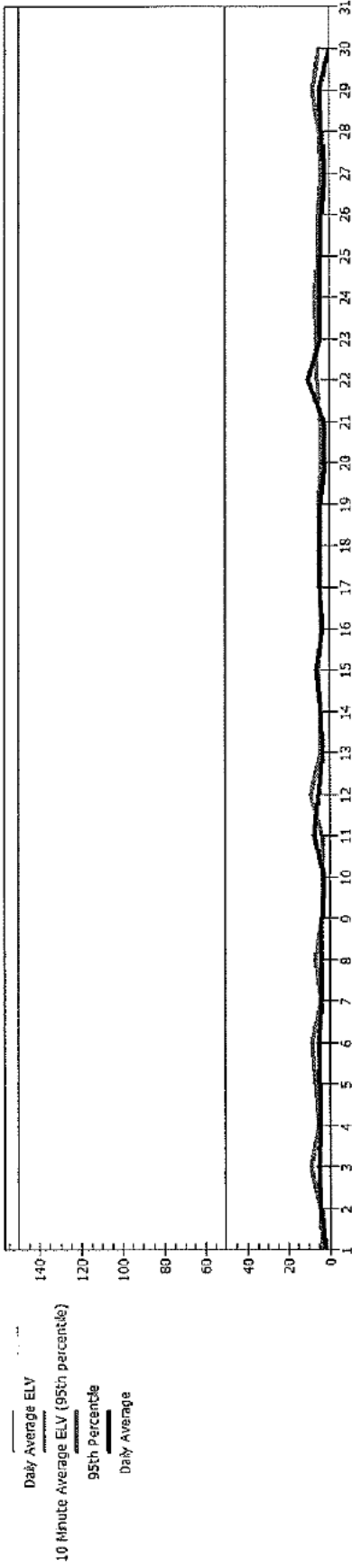
(Authorised to sign as a representative of the Operator)

Permit Reference Number : LP3030XA
 Installation: Irident park cardiff

Operator : Viridor
 Form Number:

Reporting of Continuously Monitored Emissions to Air for CO mg/m3 at Emission Point A1 For the month of April 2024

Daily and 10 Minute Average Monitoring Data



Monthly summary		Date	1	2	3	4	5	6	7	8	9	10	11	12	13	14	15	16	17	18	19	20	21	22	23	24	25	26	27	28	29	30	31		
10 Minute average	10 Minute average ELV (95th Percentile)	150	150	150	150	150	150	150	150	150	150	150	150	150	150	150	150	150	150	150	150	150	150	150	150	150	150	150	150	150	150	150	150	150	
	Maximum 10 Minute average	4	158	144	38	35	121	103	32	162	4	384	103	65	190	295	5	223	114	135	26	16	855	157	191	96	22	9	94	29	8				
	95th Percentile	3	5	9	5	7	9	4	7	4	4	3	4	9	4	4	5	4	5	5	5	4	4	6	6	7	5	5	3	5	8	5			
	Minimum 10 Minute average	1	1	2	2	2	2	2	2	2	2	2	2	2	2	2	2	2	2	2	2	2	2	2	2	2	2	2	2	2	2	2	2	2	
	Total invalid results	160																																	
	Number of results above 150mg/m³	0	1	0	0	0	0	0	0	1	0	2	0	0	1	0	1	0	1	0	0	0	1	1	1	0	0	0	0	0	0	0	0	0	
	Sum of Exceedances of 95th percentile ELV	0	N	N	N	N	N	N	N	N	N	N	N	N	N	N	N	N	N	N	N	N	N	N	N	N	N	N	N	N	N	N	N	N	
	Daily average ELV	50	50	50	50	50	50	50	50	50	50	50	50	50	50	50	50	50	50	50	50	50	50	50	50	50	50	50	50	50	50	50	50	50	
	Monthly maximum	10	2	4	5	4	4	5	3	4	4	2	8	5	3	4	6	3	5	4	4	2	2	10	4	5	4	3	2	4	4	4	4	N/A	
	No of invalid days	0	Y	Y	Y	Y	Y	Y	Y	Y	Y	Y	Y	Y	Y	Y	Y	Y	Y	Y	Y	Y	Y	Y	Y	Y	Y	Y	Y	Y	Y	Y	Y	Y	
	Sum of exceedances	0	N	N	N	N	N	N	N	N	N	N	N	N	N	N	N	N	N	N	N	N	N	N	N	N	N	N	N	N	N	N	N	N	N

Signed: [Redacted] Date: 10/7/24

(Authorised to sign as a representative of the Operator)

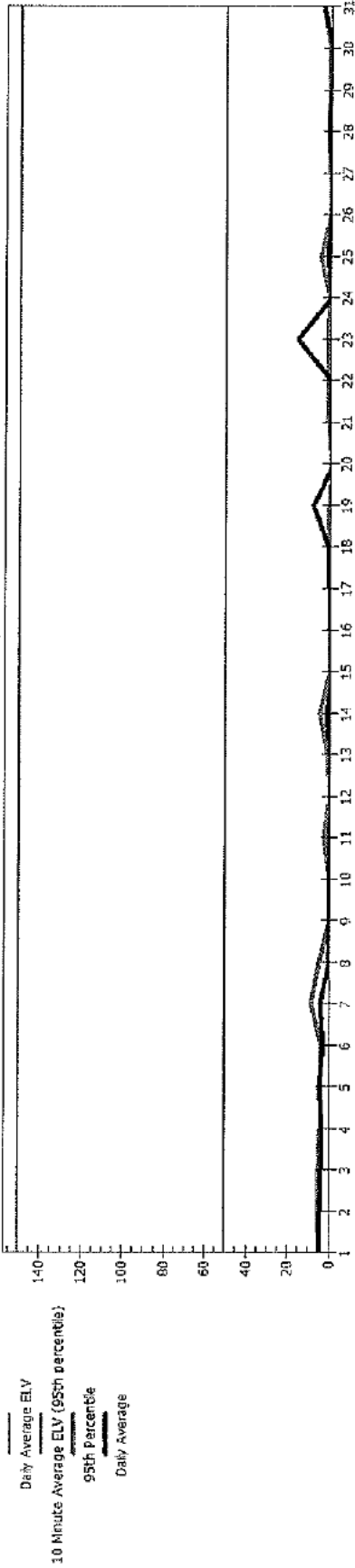
Environment Agency explanatory note: The 10-minute average ELV is based on the "95th percentile" in this case this means that 95% of the 10 minute averages in the calendar day (= 137) must be below 150 mg/m3, and 5% (= 7) are allowed to be any value above 150 mg/m3. Whilst we expect operators to minimise CO emissions at all times, it is perfectly acceptable for the value of the maximum 10-minute average to be above 150 mg/m3, provided the 95th percentile ELV has been met for that period

Permit Reference Number : LP3030XA
 Installation: trident park cardiff

Operator : Viridor
 Form Number:

Reporting of Continuously Monitored Emissions to Air for CO mg/m3 at Emission Point A1 For the month of May 2024

Daily and 10 Minute Average Monitoring Data



Monthly summary		Date	1	2	3	4	5	6	7	8	9	10	11	12	13	14	15	16	17	18	19	20	21	22	23	24	25	26	27	28	29	30	31		
10 Minute average		10 Minute average ELV (95th Percentile)	150	150	150	150	150	150	150	150	150	150	150	150	150	150	150	150	150	150	150	150	150	150	150	150	150	150	150	150	150	150	150	150	150
	Monthly Maximum 10-min	1129	146	71	17	16	191	49	201	146	Off	0	56	0	6	74	4	77	147	131	835	1	112	15	1129	12	77	82	4	197	2	1	149		
	Monthly mean 10-min avgs	2	4	5	4	4	4	4	9	5	Off	0	2	0	1	4	0	0	0	0	0	0	1	1	1	0	5	0	0	1	0	0	4		
	Monthly Minimum 10-min	0	1	2	2	2	1	0	0	0	Off	0	0	0	0	0	0	0	0	0	0	0	0	0	0	0	0	0	0	0	0	0	0		
	Total invalid results	56	2	2	2	2	2	2	2	2	0	2	2	2	2	2	2	2	2	2	2	2	2	2	2	2	2	2	2	2	2	2	0		
	Sum of Exceedances of 95th percentile ELV	0	0	0	0	0	1	0	1	0	Off	0	0	0	0	0	0	0	0	0	0	3	0	0	0	0	0	0	0	0	0	0	0		
	10 Minute average		N	N	N	N	N	N	N	N	N	N	N	N	N	N	N	N	N	N	N	N	N	N	N	N	N	N	N	N	N	N	N	N	
	Daily average		50	50	50	50	50	50	50	50	50	50	50	50	50	50	50	50	50	50	50	50	50	50	50	50	50	50	50	50	50	50	50	50	
	Monthly maximum	16	4	4	4	3	5	3	4	N/A	Off	0	0	0	1	0	0	1	1	8	0	0	0	0	0	16	0	1	0	0	1	0	0	4	
	No of invalid days	0	Y	Y	Y	Y	Y	Y	Y	Y	Y	Y	Y	Y	Y	Y	Y	Y	Y	Y	Y	Y	Y	Y	Y	Y	Y	Y	Y	Y	Y	Y	Y	Y	
	Sum of exceedances	0	N	N	N	N	N	N	N	N	N	N	N	N	N	N	N	N	N	N	N	N	N	N	N	N	N	N	N	N	N	N	N	N	N

Signed.....
 Date: 10/7/24

(Authorised to sign as a representative of the Operator)

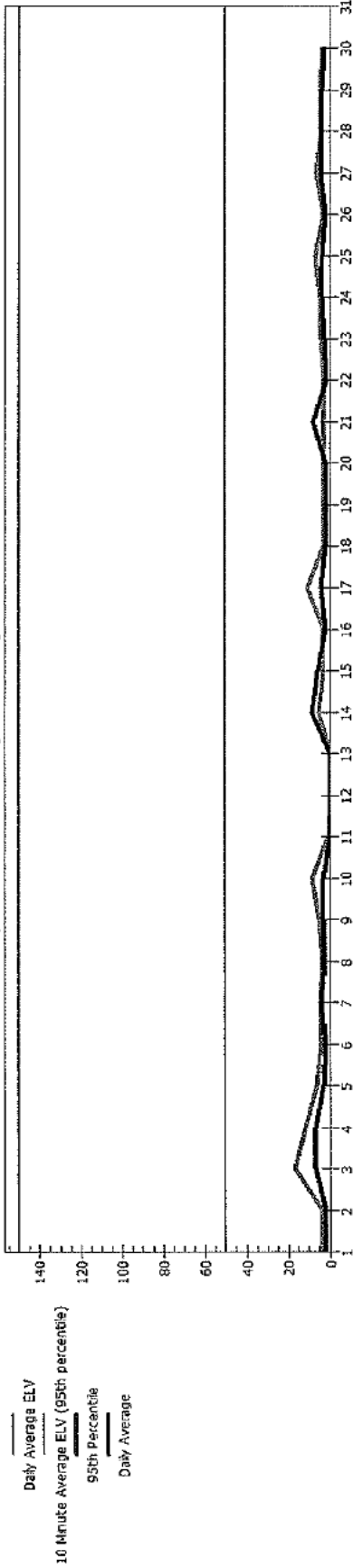
Environment Agency explanatory note: The 10-minute average ELV is based on the "95th percentile". In this case this means that 95% of the 10 minute averages in the calendar day (= 137) must be below 150 mg/m3, and 5% (= 7) are allowed to be any value above 150 mg/m3. Whilst we expect operators to minimise CO emissions at all times, it is perfectly acceptable for the value of the maximum 10-minute average to be above 150 mg/m3, provided the 95th percentile ELV has been met for that period

Permit Reference Number : LP3030XA
 Installation: trident park cardiff

Operator : Viridor
 Form Number:

Reporting of Continuously Monitored Emissions to Air for CO mg/m³ at Emission Point A1 For the month of June 2024

Daily and 10 Minute Average Monitoring Data



Monthly summary		Date	1	2	3	4	5	6	7	8	9	10	11	12	13	14	15	16	17	18	19	20	21	22	23	24	25	26	27	28	29	30	31					
10 Minute average ELV (95th Percentile)		150	150	150	150	150	150	150	150	150	150	150	150	150	150	150	150	150	150	150	150	150	150	150	150	150	150	150	150	150	150	150	150	150				
Monthly Maximum 10-min	3782	28	4	188	421	10	12	214	9	74	49	3782	Off	379	469	17	115	39	7	56	725	6	78	86	77	33	83	136	80	96								
Monthly mean 10-min avgs	7	4	4	17	12	6	4	5	4	5	9	1	Off	5	3	3	11	3	2	2	3	2	4	5	7	3	6	4	5	3								
Monthly Minimum 10-min	0	0	1	1	1	1	0	0	1	0	0	0	Off	1	0	0	1	0	0	0	0	1	0	1	0	1	0	1	0	1	0							
Total Invalid results	55	2	2	2	2	2	2	2	2	2	2	0	0	0	0	3	2	2	2	2	2	2	2	2	2	2	2	2	2	2	2	2	2					
Number of results above 150mg/m ³	0	0	1	1	0	0	1	0	0	0	0	6	Off	2	1	0	0	0	0	0	0	0	2	0	0	0	0	0	0	0	0	0	0					
Sum of Exceedances of 95th percentile ELV	0	N	N	N	N	N	N	N	N	N	N	N	N	N	N	N	N	N	N	N	N	N	N	N	N	N	N	N	N	N	N	N	N	N				
Daily average		50	50	50	50	50	50	50	50	50	50	50	50	50	50	50	50	50	50	50	50	50	50	50	50	50	50	50	50	50	50	50	50	50	50			
Monthly maximum	9	2	2	7	3	2	4	2	3	3	N/A	Off	9	6	2	4	2	4	2	1	2	8	1	3	4	2	4	3	3	3	3	3	3	3	3			
No of invalid days	0	Y	Y	Y	Y	Y	Y	Y	Y	Y	Y	Y	Y	Y	Y	Y	Y	Y	Y	Y	Y	Y	Y	Y	Y	Y	Y	Y	Y	Y	Y	Y	Y	Y	Y			
Sum of exceedances	0	N	N	N	N	N	N	N	N	N	N	N	N	N	N	N	N	N	N	N	N	N	N	N	N	N	N	N	N	N	N	N	N	N	N	N		

Signed.....
 (Authorised to sign as a representative of the Operator)
 Date: 10/7/24

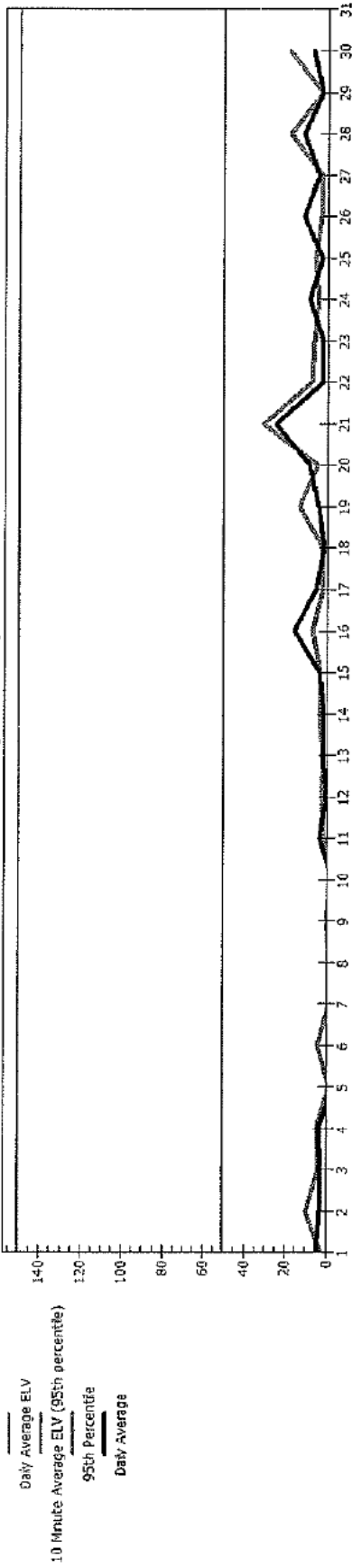
Environment Agency explanatory note: The 10-minute average ELV is based on the "95th percentile" in this case this means that 95% of the 10 minute averages in the calendar day (= 137) must be below 150 mg/m³, and 5% (= 7) are allowed to be any value above 150 mg/m³. Whilst we expect operators to minimise CO emissions at all times, it is perfectly acceptable for the value of the maximum 10-minute average to be above 150 mg/m³, provided the 95th percentile ELV has been met for that period

Permit Reference Number : LP3030XA
 Installation: trident park cardiff

Operator : Viridor
 Form Number:

Reporting of Continuously Monitored Emissions to Air for CO mg/m3 at Emission Point A2 For the month of April 2024

Daily and 10 Minute Average Monitoring Data



Monthly summary		Date	1	2	3	4	5	6	7	8	9	10	11	12	13	14	15	16	17	18	19	20	21	22	23	24	25	26	27	28	29	30	31	
10 Minute average ELV (95th Percentile)		150	150	150	150	150	150	150	150	150	150	150	150	150	150	150	150	150	150	150	150	150	150	150	150	150	150	150	150	150	150	150	150	150
Monthly Maximum 10-min	1834	440	66	29	193	7	73	155	5	69	43	464	178	152	34	319	1473	513	24	169	714	1834	66	86	972	38	1133	334	684	172	586			
Monthly mean 10-min avgs	4	2	10	4	5	0	4	0	0	0	0	2	2	3	3	7	2	2	2	2	13	5	31	7	6	4	6	3	3	18	2	19		
Monthly Minimum 10-min	0	0	0	0	0	0	0	0	0	0	0	0	0	0	0	0	0	0	0	0	0	0	0	0	0	0	0	0	0	0	0	0	0	0
Total Invalid results	53	2	2	2	2	1	1	1	1	1	1	1	1	1	1	2	2	2	2	2	2	2	2	2	2	2	2	2	2	2	2	2	2	2
Sum of Exceedances of 95th percentile ELV	0	1	0	0	1	0	0	1	0	0	0	2	1	1	0	1	2	1	0	1	0	1	2	2	0	0	1	0	2	1	3	1	1	
Monthly maximum	25	50	50	50	50	50	50	50	50	50	50	50	50	50	50	50	50	50	50	50	50	50	50	50	50	50	50	50	50	50	50	50	50	
No of invalid days	0	Y	Y	Y	Y	Y	Y	Y	Y	Y	Y	Y	Y	Y	Y	Y	Y	Y	Y	Y	Y	Y	Y	Y	Y	Y	Y	Y	Y	Y	Y	Y	Y	
Sum of exceedances	0	N	N	N	N	N	N	N	N	N	N	N	N	N	N	N	N	N	N	N	N	N	N	N	N	N	N	N	N	N	N	N	N	

Signed.....
 (Authorised to sign as a representative of the Operator)

Date: 10/7/24

Environment Agency explanatory note: The 10-minute average ELV is based on the "95th percentile" In this case this means that 95% of the 10 minute averages in the calendar day (= 137) must be below 150 mg/m3, and 5% (= 7) are allowed to be any value above 150 mg/m3. Whilst we expect operators to minimise CO emissions at all times, it is perfectly acceptable for the value of the maximum 10-minute average to be above 150 mg/m3, provided the 95th percentile ELV has been met for that period

Permit Reference Number : LP23030XA

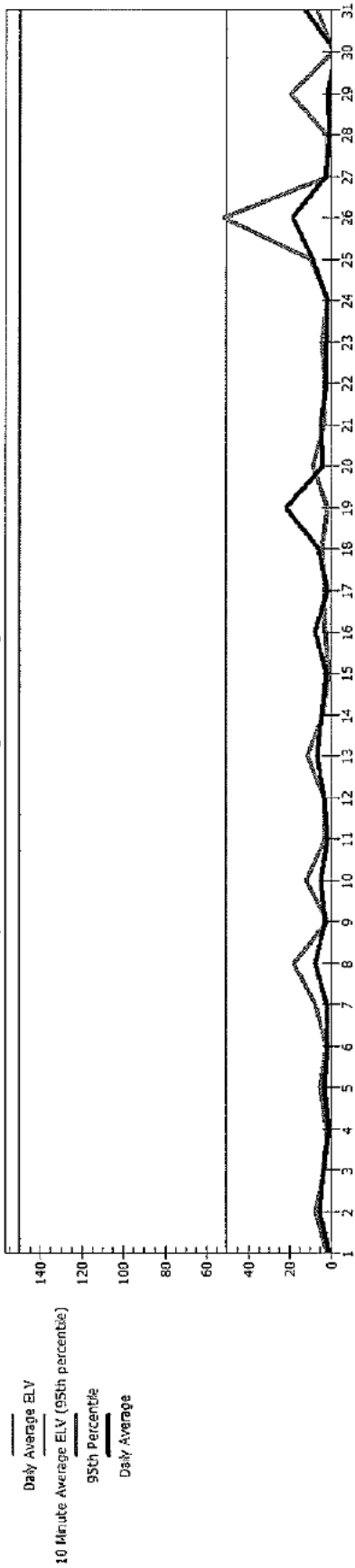
Operator : Viridor

Installation: Irident park cardiff

Form Number:

Reporting of Continuously Monitored Emissions to Air for CO mg/m3 at Emission Point A2 For the month of May 2024

Daily and 10 Minute Average Monitoring Data



10 Minute average	Monthly summary	Date	1	2	3	4	5	6	7	8	9	10	11	12	13	14	15	16	17	18	19	20	21	22	23	24	25	26	27	28	29	30	31	
	10 Minute average ELV (95th Percentile)	1983	150	150	150	150	150	150	150	150	150	150	150	150	150	150	150	150	150	150	150	150	150	150	150	150	150	150	150	150	150	150	150	
	Monthly Maximum 10-min	5	10	190	185	17	174	66	55	365	253	336	106	140	443	420	326	322	90	405	1983	525	525	57	110	77	498	1145	260	7	116	8	1647	
	Monthly mean 10-min avgs	0	2	7	3	2	5	2	7	18	1	12	2	3	11	4	1	2	2	4	2	9	3	2	4	2	10	52	1	2	19	0	6	
	Monthly Minimum 10-min	0	0	0	0	0	0	0	0	0	0	0	0	0	0	0	0	0	0	0	0	0	0	0	0	0	0	0	0	0	0	0	0	0
	Total Invalid results	68	2	2	2	2	2	2	2	2	2	2	2	2	2	2	2	2	2	2	2	2	2	2	2	2	2	2	2	2	2	2	2	2
	Number of results above 150mg/m³	0	2	2	0	1	0	0	3	1	1	0	0	1	1	3	0	1	3	1	1	0	0	0	0	0	3	5	1	0	0	0	1	
	95th Percentile ELV Exceeded (Y/N)	0	N	N	N	N	N	N	N	N	N	N	N	N	N	N	N	N	N	N	N	N	N	N	N	N	N	N	N	N	N	N	N	N
	Daily average ELV	22	50	50	50	50	50	50	50	50	50	50	50	50	50	50	50	50	50	50	50	50	50	50	50	50	50	50	50	50	50	50	50	50
	Monthly maximum	0	1	5	3	1	3	2	2	8	3	5	2	3	6	4	2	7	1	6	22	4	4	2	2	2	9	19	3	0	1	0	13	
	No of invalid days	0	Y	Y	Y	Y	Y	Y	Y	Y	Y	Y	Y	Y	Y	Y	Y	Y	Y	Y	Y	Y	Y	Y	Y	Y	Y	Y	Y	Y	Y	Y	Y	Y
	Sum of exceedances	0	N	N	N	N	N	N	N	N	N	N	N	N	N	N	N	N	N	N	N	N	N	N	N	N	N	N	N	N	N	N	N	N

Signed: [Redacted]

Date: 10/7/24

(Authorised to sign as a representative of the Operator)

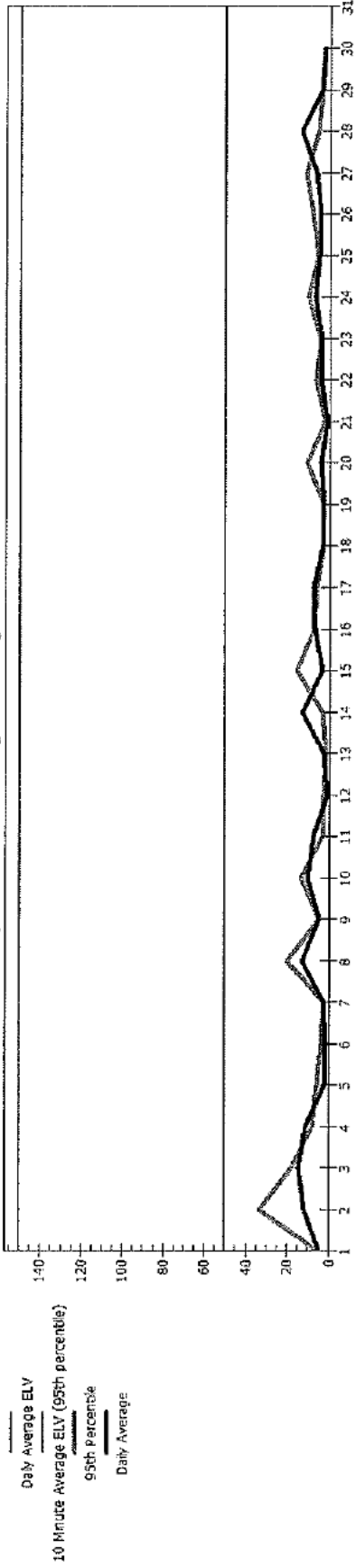
Environment Agency explanatory note: The 10-minute average ELV is based on the "95th percentile". In this case this means that 95% of the 10 minute averages in the calendar day (= 137) must be below 150 mg/m3, and 5% (= 7) are allowed to be any value above 150 mg/m3. Whilst we expect operators to minimise CO emissions at all times, it is perfectly acceptable for the value of the maximum 10-minute average to be above 150 mg/m3, provided the 95th percentile ELV has been met for that period

Permit Reference Number : LP3030XA
 Installation: trident park cardiff

Operator : Viridor
 Form Number:

Reporting of Continuously Monitored Emissions to Air for CO mg/m3 at Emission Point A2 For the month of June 2024

Daily and 10 Minute Average Monitoring Data



Monthly summary		Date	1	2	3	4	5	6	7	8	9	10	11	12	13	14	15	16	17	18	19	20	21	22	23	24	25	26	27	28	29	30	31		
10 Minute average ELV (95th Percentile)		150	150	150	150	150	150	150	150	150	150	150	150	150	150	150	150	150	150	150	150	150	150	150	150	150	150	150	150	150	150	150	150	150	
Monthly Maximum 10-min	1402	275	863	1402	405	48	14	98	931	291	443	677	7	225	1229	50	191	350	135	124	138	4	135	173	417	302	45	183	1804	122	68				
Monthly mean 10-min avgs	6	5	33	18	6	6	4	3	20	4	13	3	3	1	3	16	7	6	3	3	11	2	6	4	10	5	8	11	5	3	2				
Monthly Minimum 10-min	0	0	0	0	0	0	0	0	0	0	0	0	0	0	0	0	0	0	0	0	0	0	0	0	0	0	0	0	0	0	0	0	0	0	
Total Invalid results	60	2	2	2	2	2	2	2	2	2	2	2	2	2	2	2	2	2	2	2	2	2	2	2	2	2	2	2	2	2	2	2	2	2	
Sum of Exceedances of 95th percentile ELV	0	2	3	1	4	0	0	0	4	1	3	2	0	1	3	0	2	3	0	0	0	0	0	0	1	1	1	0	1	0	0	0	0	0	
Number of results above 150mg/m³		N	N	N	N	N	N	N	N	N	N	N	N	N	N	N	N	N	N	N	N	N	N	N	N	N	N	N	N	N	N	N	N	N	
95th Percentile ELV Exceeded (Y/N)		50	50	50	50	50	50	50	50	50	50	50	50	50	50	50	50	50	50	50	50	50	50	50	50	50	50	50	50	50	50	50	50	50	
Daily average ELV		5	12	14	11	2	1	2	13	4	10	7	1	3	13	3	7	7	3	2	4	1	4	3	7	5	4	6	13	4	2				
Monthly maximum	14	Y	Y	Y	Y	Y	Y	Y	Y	Y	Y	Y	Y	Y	Y	Y	Y	Y	Y	Y	Y	Y	Y	Y	Y	Y	Y	Y	Y	Y	Y	Y	Y	Y	
Daily average		Y	Y	Y	Y	Y	Y	Y	Y	Y	Y	Y	Y	Y	Y	Y	Y	Y	Y	Y	Y	Y	Y	Y	Y	Y	Y	Y	Y	Y	Y	Y	Y	Y	
Value Valid?	0	N	N	N	N	N	N	N	N	N	N	N	N	N	N	N	N	N	N	N	N	N	N	N	N	N	N	N	N	N	N	N	N	N	N
Sum of exceedances	0	N	N	N	N	N	N	N	N	N	N	N	N	N	N	N	N	N	N	N	N	N	N	N	N	N	N	N	N	N	N	N	N	N	N
Value Exceeds ELV? (Y/N)																																			

Signed.....
 (Authorised to sign as a representative of the Operator)

Date: 10/7/24

Environment Agency explanatory note: The 10-minute average ELV is based on the "95th percentile". In this case this means that 95% of the 10 minute averages in the calendar day (= 137) must be below 150 mg/m3, and 5% (= 7) are allowed to be any value above 150 mg/m3. Whilst we expect operators to minimise CO emissions at all times, it is perfectly acceptable for the value of the maximum 10-minute average to be above 150 mg/m3, provided the 95th percentile ELV has been met for that period