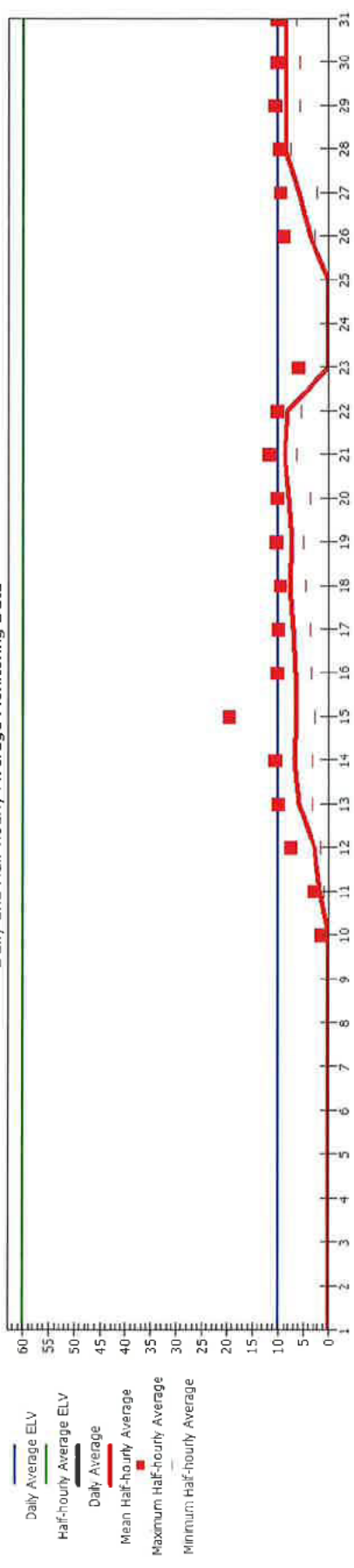


Permit Reference Number : LP3030XA
 Installation: trident park cardiff

Operator : Vindor
 Form Number:

Reporting of Continuously Monitored Emissions to Air for HCl mg/m3 at Emission Point A1 For the month of July 2021

Daily and Half-hourly Average Monitoring Data



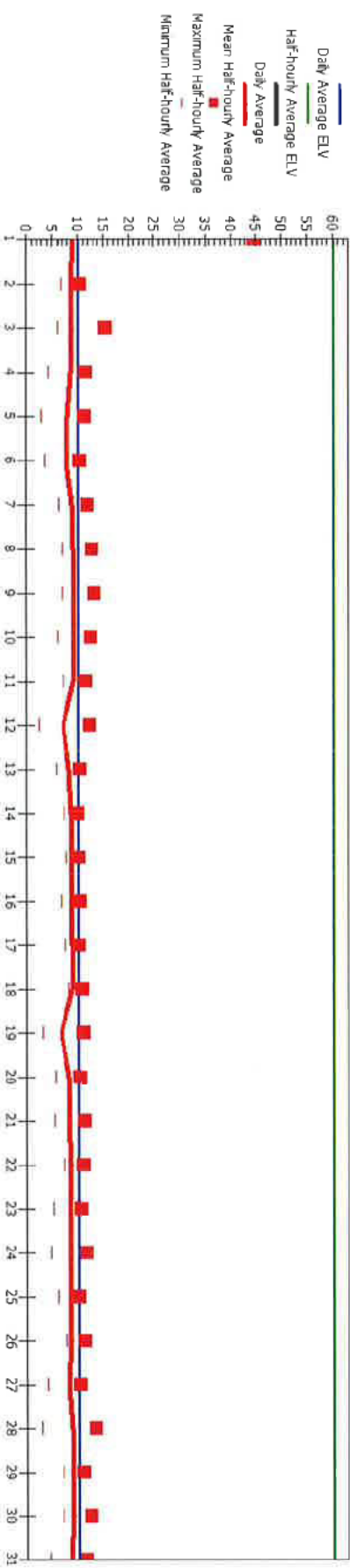
Monthly summary		Date	1	2	3	4	5	6	7	8	9	10	11	12	13	14	15	16	17	18	19	20	21	22	23	24	25	26	27	28	29	30	31	
Half-hourly average	Half-hourly average ELV		60	60	60	60	60	60	60	60	60	60	60	60	60	60	60	60	60	60	60	60	60	60	60	60	60	60	60	60	60	60	60	
	Monthly maximum	19	Off	Off	Off	Off	Off	Off	Off	Off	Off	1	3	7	10	10	19	10	10	9	10	10	10	12	10	6	Off	Off	9	9	11	10	10	
	Monthly mean	6	Off	Off	Off	Off	Off	Off	Off	Off	Off	1	2	3	6	7	6	6	7	8	7	8	9	8	5	Off	Off	4	6	8	8	8	8	
	Monthly minimum	1	Off	Off	Off	Off	Off	Off	Off	Off	Off	1	1	1	3	3	2	3	4	4	5	4	6	5	5	Off	Off	2	2	7	6	6	6	
	Total Invalid results	0	0	0	0	0	0	0	0	0	0	0	0	0	0	0	0	0	0	0	0	0	0	0	0	0	0	0	0	0	0	0	0	0
Daily average	Sum of exceedances	0	Off	Off	Off	Off	Off	Off	Off	Off	Off	0	0	0	0	0	0	0	0	0	0	0	0	0	0	0	0	0	0	0	0	0	0	
	Daily average ELV		10	10	10	10	10	10	10	10	10	10	10	10	10	10	10	10	10	10	10	10	10	10	10	10	10	10	10	10	10	10	10	10
	Monthly maximum	9	Off	Off	Off	Off	Off	Off	Off	Off	Off	N/A	2	3	6	7	6	6	7	8	7	8	9	8	N/A	Off	Off	4	6	8	8	8	8	
	No of invalid days	0	Y	Y	Y	Y	Y	Y	Y	Y	Y	Y	Y	Y	Y	Y	Y	Y	Y	Y	Y	Y	Y	Y	Y	Y	Y	Y	Y	Y	Y	Y	Y	
	Sum of exceedances	0	N	N	N	N	N	N	N	N	N	N	N	N	N	N	N	N	N	N	N	N	N	N	N	N	N	N	N	N	N	N	N	N

Signed: [Redacted] Date: 7/10/21

(Authorised to sign as a representative of the Operator)

Permit Reference Number : LP3030XA
 Installation: trident park cardiff
 Operator : Viridor
 Form Number:
Reporting of Continuously Monitored Emissions to Air for HCl mg/m³ at Emission Point A1 For the month of August 2021

Daily and Half-hourly Average Monitoring Data



Monthly summary		Date	1	2	3	4	5	6	7	8	9	10	11	12	13	14	15	16	17	18	19	20	21	22	23	24	25	26	27	28	29	30	31
Half-hourly average	Monthly maximum	Half-hourly average ELV	60	60	60	60	60	60	60	60	60	60	60	60	60	60	60	60	60	60	60	60	60	60	60	60	60	60	60	60	60	60	
	Monthly mean	Maximum Half-hourly average	9	10	15	11	11	10	12	13	13	13	11	12	10	10	10	10	10	10	10	10	10	11	11	10	12	10	11	10	13	11	13
Daily average	Monthly minimum	Mean Half-hourly average	6	7	6	4	3	4	6	7	7	6	7	2	6	7	8	7	8	8	3	5	5	7	5	5	6	8	4	3	7	7	4
	Total Invalid results	Minimum Half-hourly average	0	0	0	0	0	0	0	0	0	0	0	0	0	0	0	0	0	0	0	0	0	0	0	0	0	0	0	0	0	0	0
Daily	Sum of exceedances	No of Invalid results	0	0	0	0	0	0	0	0	0	0	0	0	0	0	0	0	0	0	0	0	0	0	0	0	0	0	0	0	0	0	0
	Monthly maximum	No of exceedances of ELV	0	0	0	0	0	0	0	0	0	0	0	0	0	0	0	0	0	0	0	0	0	0	0	0	0	0	0	0	0	0	0
Daily average	No of Invalid days	Daily average ELV	10	10	10	10	10	10	10	10	10	10	10	10	10	10	10	10	10	10	10	10	10	10	10	10	10	10	10	10	10	10	10
	Sum of exceedances	Daily average	9	9	9	9	8	8	9	9	9	9	9	7	8	9	9	9	9	9	7	8	8	9	9	9	9	8	9	9	9	9	9
		Value Valid?	Y	Y	Y	Y	Y	Y	Y	Y	Y	Y	Y	Y	Y	Y	Y	Y	Y	Y	Y	Y	Y	Y	Y	Y	Y	Y	Y	Y	Y	Y	
		Value Exceeds ELV?	N	N	N	N	N	N	N	N	N	N	N	N	N	N	N	N	N	N	N	N	N	N	N	N	N	N	N	N	N	N	N

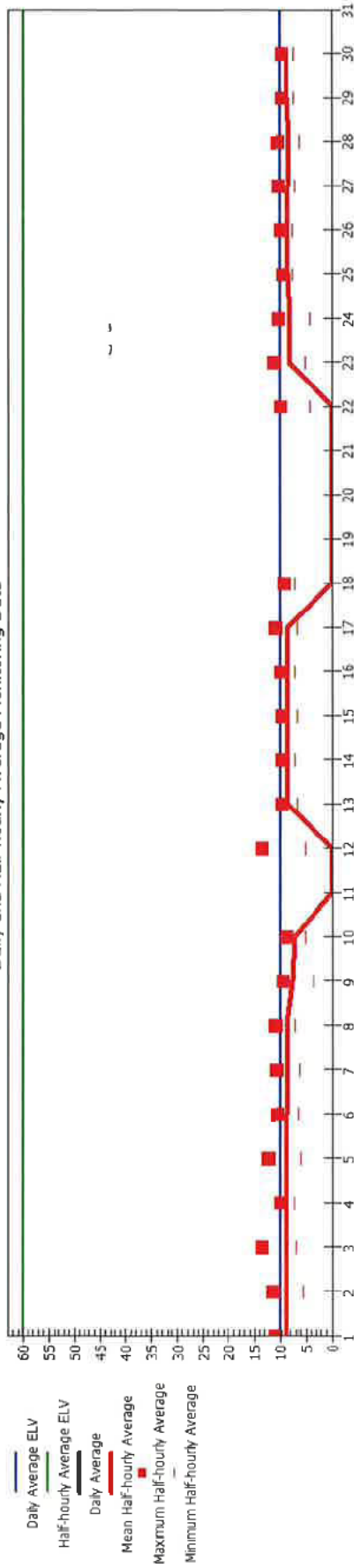
Signed: [Redacted] Date: 7/10/21
 (Authorised to sign as representative of the Operator)

Permit Reference Number : LP3030XA
 Installation: trident park cardiff

Operator : Viridor
 Form Number:

Reporting of Continuously Monitored Emissions to Air for HCl mg/m3 at Emission Point A1 For the month of September 2021

Daily and Half-hourly Average Monitoring Data



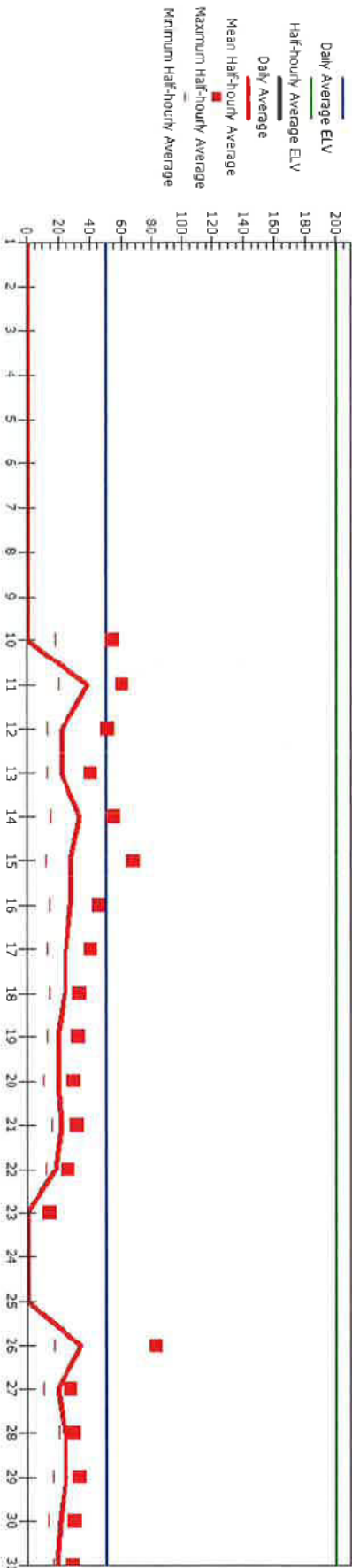
Monthly summary		Date	1	2	3	4	5	6	7	8	9	10	11	12	13	14	15	16	17	18	19	20	21	22	23	24	25	26	27	28	29	30	31
Half-hourly average	Half-hourly average ELV	60	60	60	60	60	60	60	60	60	60	60	60	60	60	60	60	60	60	60	60	60	60	60	60	60	60	60	60	60	60	60	60
	Maximum Half-hourly average	11	11	13	10	12	10	11	9	9	11	9	9	Off	13	9	10	10	10	11	9	Off	Off	Off	10	11	10	9	10	10	10	9	10
	Mean Half-hourly average	9	9	9	9	9	9	8	9	8	9	8	7	Off	8	8	9	9	9	9	8	Off	Off	Off	8	8	9	9	9	8	9	8	9
	Minimum Half-hourly average	7	6	7	7	6	6	6	7	4	5	Off	5	Off	5	7	7	7	7	7	7	Off	Off	Off	4	5	4	8	8	7	6	7	7
Daily average	Total Invalid results	0	0	0	0	0	0	0	0	0	0	0	0	0	0	0	0	0	0	0	0	0	0	0	0	0	0	0	0	0	0	0	0
	Sum of exceedances of ELV	0	0	0	0	0	0	0	0	0	0	0	0	Off	0	0	0	0	0	0	0	Off	Off	0	0	0	0	0	0	0	0	0	0
	Daily average ELV	10	10	10	10	10	10	10	10	10	10	10	10	10	10	10	10	10	10	10	10	10	10	10	10	10	10	10	10	10	10	10	10
	Daily maximum	9	9	9	9	9	9	9	8	9	8	7	Off	N/A	8	9	9	9	9	9	N/A	Off	Off	Off	N/A	8	8	9	9	8	9	9	9
Sum of exceedances	No of invalid days	0	Y	Y	Y	Y	Y	Y	Y	Y	Y	Y	Y	Y	Y	Y	Y	Y	Y	Y	Y	Y	Y	Y	Y	Y	Y	Y	Y	Y	Y	Y	
	Value Exceeds ELV?	0	N	N	N	N	N	N	N	N	N	N	N	N	N	N	N	N	N	N	N	N	N	N	N	N	N	N	N	N	N	N	N

Signed: [Redacted] Date: 7/10/21

(Authorised to sign as a representative of the Operator)

Permit Reference Number : LP3030XA
 Installation: trident park cardiff
 Operator : Vindor
 Form Number:
Reporting of Continuously Monitored Emissions to Air for SO2 mg/m3 at Emission Point A1 For the month of July 2021

Daily and Half-hourly Average Monitoring Data



Monthly summary		Date	1	2	3	4	5	6	7	8	9	10	11	12	13	14	15	16	17	18	19	20	21	22	23	24	25	26	27	28	29	30	31	
Half-hourly average	Monthly maximum	Half-hourly average ELV	200	200	200	200	200	200	200	200	200	200	200	200	200	200	200	200	200	200	200	200	200	200	200	200	200	200	200	200	200	200		
	Monthly mean	Maximum Half-hourly average	Off	Off	Off	Off	Off	Off	Off	Off	Off	53	60	51	40	54	68	45	40	32	32	29	31	25	14	Off	Off	82	26	29	32	29	28	
Daily average	Monthly minimum	Mean Half-hourly average	Off	Off	Off	Off	Off	Off	Off	Off	Off	28	39	22	22	33	26	27	25	24	20	20	22	18	13	Off	Off	34	19	24	25	21	19	
	Total Invalid results	Minimum Half-hourly average	Off	Off	Off	Off	Off	Off	Off	Off	Off	18	20	13	13	15	12	14	13	14	13	11	15	12	12	Off	Off	18	11	20	17	14	16	
Daily average	Sum of exceedances	No of Invalid results	0	0	0	0	0	0	0	0	0	0	0	0	0	0	0	0	0	0	0	0	0	0	0	0	0	0	0	0	0	0	0	0
	No of Invalid days	No of exceedances of ELV	Off	Off	Off	Off	Off	Off	Off	Off	Off	0	0	0	0	0	0	0	0	0	0	0	0	0	0	0	0	0	0	0	0	0	0	0
Daily average	Monthly maximum	Daily average ELV	50	50	50	50	50	50	50	50	50	50	50	50	50	50	50	50	50	50	50	50	50	50	50	50	50	50	50	50	50	50	50	50
	Sum of exceedances	Daily average	Off	Off	Off	Off	Off	Off	Off	Off	Off	N/A	39	22	22	33	28	27	25	24	20	20	22	18	N/A	Off	34	19	24	25	21	19	19	
Sum of exceedances		Value Valid?	Y	Y	Y	Y	Y	Y	Y	Y	Y	Y	Y	Y	Y	Y	Y	Y	Y	Y	Y	Y	Y	Y	Y	Y	Y	Y	Y	Y	Y	Y	Y	Y
Sum of exceedances		Value Exceeds ELV?	N	N	N	N	N	N	N	N	N	N	N	N	N	N	N	N	N	N	N	N	N	N	N	N	N	N	N	N	N	N	N	N

Signed:
 (Authorised a representative of the Operator)

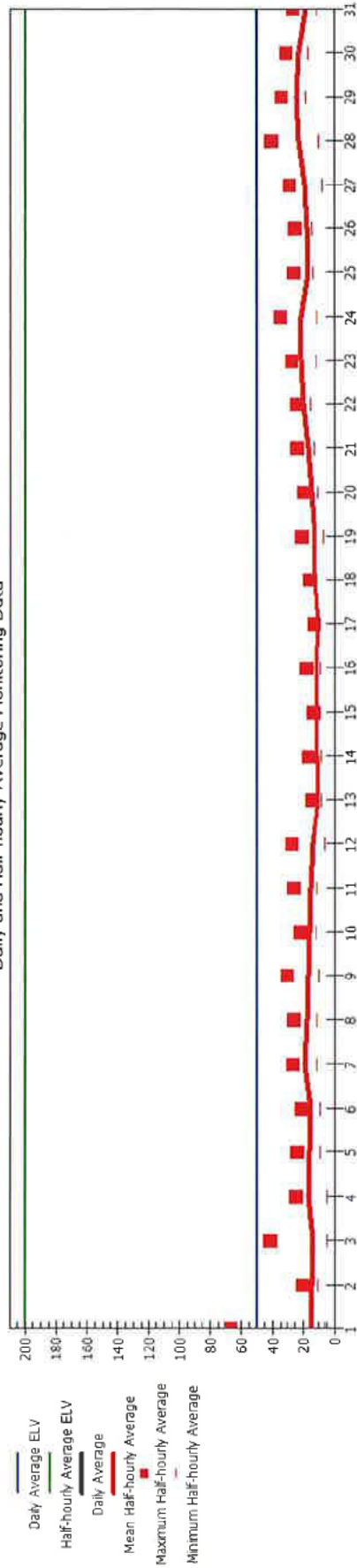
Date: 7/10/21

Permit Reference Number : LP3030XA
 Installation: trident park cardiff

Operator : Vridor
 Form Number:

Reporting of Continuously Monitored Emissions to Air for SO2 mg/m3 at Emission Point A1 For the month of August 2021

Daily and Half-hourly Average Monitoring Data

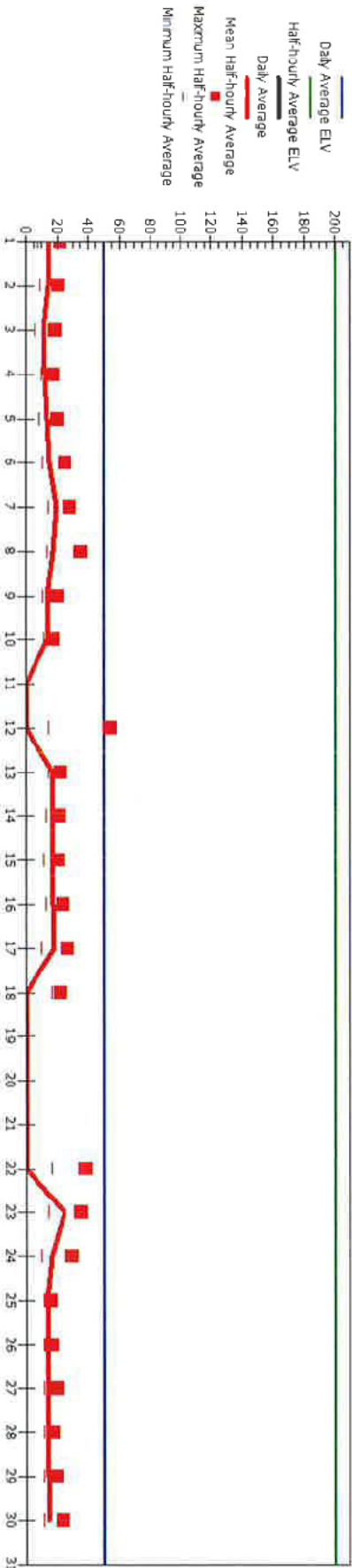


Monthly summary		Date	1	2	3	4	5	6	7	8	9	10	11	12	13	14	15	16	17	18	19	20	21	22	23	24	25	26	27	28	29	30	31
Half-hourly average	Monthly maximum	67	20	42	25	24	21	27	26	30	22	26	27	15	16	13	18	13	16	21	19	24	24	27	35	26	25	29	41	34	31	27	
	Monthly mean	17	15	14	17	16	16	19	18	18	17	16	14	11	12	11	12	11	12	13	13	15	17	20	22	17	18	19	23	25	23	19	
	Monthly minimum	5	11	5	5	9	9	12	11	10	12	12	6	8	8	9	9	11	7	11	13	16	12	11	14	15	8	10	19	17	11		
	Total Invalid results	0	0	0	0	0	0	0	0	0	0	0	0	0	0	0	0	0	0	0	0	0	0	0	0	0	0	0	0	0	0	0	
Daily average	Sum of exceedances	0	0	0	0	0	0	0	0	0	0	0	0	0	0	0	0	0	0	0	0	0	0	0	0	0	0	0	0	0	0	0	
	Monthly maximum	25	15	14	17	16	16	19	18	17	16	14	11	12	11	12	11	12	13	13	15	17	20	22	17	18	19	23	25	23	19		
	No of invalid days	0	Y	Y	Y	Y	Y	Y	Y	Y	Y	Y	Y	Y	Y	Y	Y	Y	Y	Y	Y	Y	Y	Y	Y	Y	Y	Y	Y	Y	Y	Y	
	Sum of exceedances	0	N	N	N	N	N	N	N	N	N	N	N	N	N	N	N	N	N	N	N	N	N	N	N	N	N	N	N	N	N	N	N

Signed: [Redacted] Date: 7/10/21
 (Authorised to sign as a representative of the Operator)

Permit Reference Number : LP3030XA
 Installation: trident park cardiff
 Operator : Viridor
 Form Number:
Reporting of Continuously Monitored Emissions to Air for SO2 mg/m3 at Emission Point A1 For the month of September 2021

Daily and Half-hourly Average Monitoring Data



Monthly summary		Date	1	2	3	4	5	6	7	8	9	10	11	12	13	14	15	16	17	18	19	20	21	22	23	24	25	26	27	28	29	30	31
Half-hourly average	Monthly maximum	Half-hourly average ELV	200	200	200	200	200	200	200	200	200	200	200	200	200	200	200	200	200	200	200	200	200	200	200	200	200	200	200	200	200	200	
	Monthly mean	Maximum Half-hourly average	22	20	18	16	19	24	28	35	19	16	54	22	21	20	23	26	22	Off	Off	Off	Off	Off	Off	Off	Off	Off	Off	Off	Off	Off	
Daily average	Monthly minimum	Mean Half-hourly average	15	14	11	12	13	15	20	17	13	13	Off	27	17	16	17	18	18	Off	Off	Off	Off	Off	Off	Off	Off	Off	Off	Off	Off	Off	
	Total Invalid results	Minimum Half-hourly average	8	9	5	10	8	11	15	13	11	11	Off	14	14	13	11	13	10	16	Off	Off	Off	Off	Off	Off	Off	Off	Off	Off	Off	Off	
Daily average	Sum of exceedances	No of Invalid results	0	0	0	0	0	0	0	0	0	0	0	0	0	0	0	0	0	0	0	0	0	0	0	0	0	0	0	0	0	0	
	No of Invalid days	No of exceedances of ELV	0	0	0	0	0	0	0	0	0	0	Off	0	0	0	0	0	0	Off	Off	Off	Off	Off	Off	Off	Off	Off	Off	Off	Off	Off	
Daily average	Sum of exceedances	Daily average ELV	50	50	50	50	50	50	50	50	50	50	50	50	50	50	50	50	50	50	50	50	50	50	50	50	50	50	50	50	50		
	Monthly maximum	Daily average	15	14	11	12	13	15	20	17	13	13	Off	N/A	17	16	17	18	N/A	Off	Off	Off	Off	Off	Off	Off	Off	Off	Off	Off	Off	Off	
Daily average	Sum of Invalid days	Value Valid?	Y	Y	Y	Y	Y	Y	Y	Y	Y	Y	Y	Y	Y	Y	Y	Y	Y	Y	Y	Y	Y	Y	Y	Y	Y	Y	Y	Y	Y		
	Sum of exceedances	Value Exceeds ELV?	N	N	N	N	N	N	N	N	N	N	N	N	N	N	N	N	N	N	N	N	N	N	N	N	N	N	N	N	N	N	

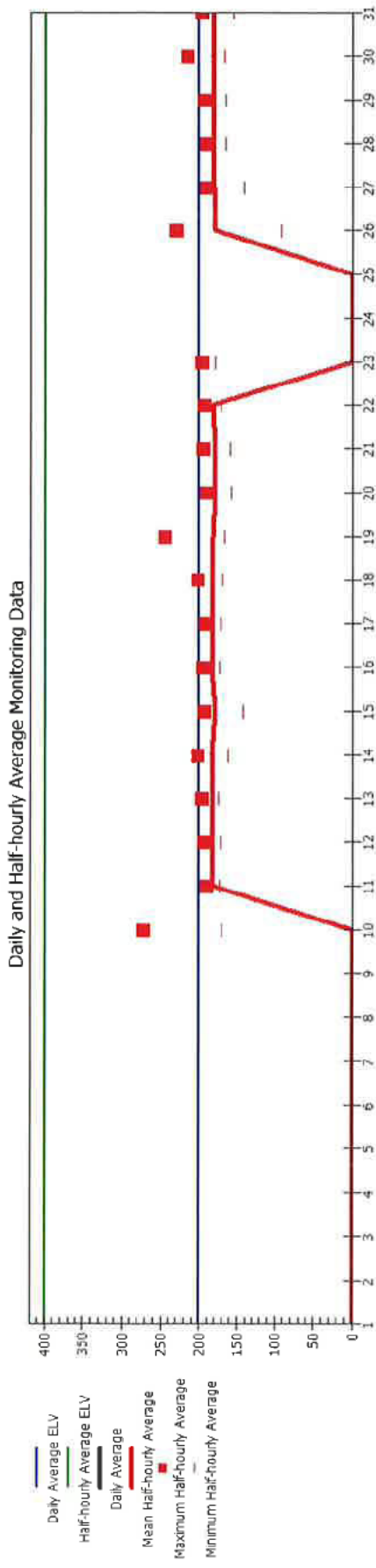
Signed: [Redacted]
 (Authorised to sign as a representative of the Operator)

Date: 7/10/21

Permit Reference Number : LP3030XA
 Installation: trident park cardiff

Operator : Vnidor
 Form Number:

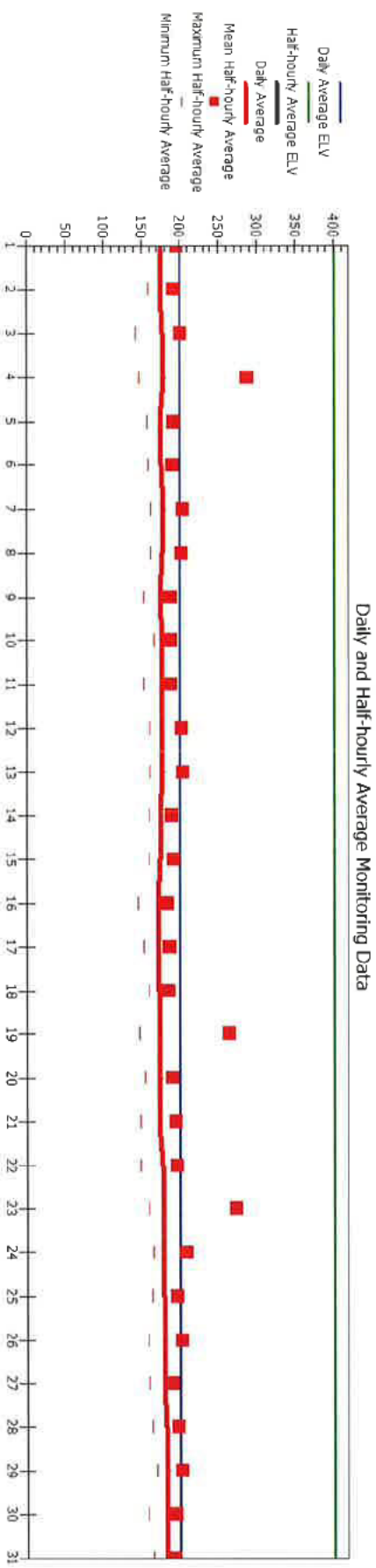
Reporting of Continuously Monitored Emissions to Air for NOx mg/m3 at Emission Point A1 For the month of July 2021



Monthly summary		Date	1	2	3	4	5	6	7	8	9	10	11	12	13	14	15	16	17	18	19	20	21	22	23	24	25	26	27	28	29	30	31			
Half-hourly average	Monthly maximum	271	Off	Off	Off	Off	Off	Off	Off	Off	Off	Off	Off	Off	Off	Off	Off	Off	Off	Off	Off	Off	Off	Off	Off	Off	Off	Off	Off	Off	Off	Off	Off	Off		
	Monthly mean	183	Off	Off	Off	Off	Off	Off	Off	Off	Off	Off	Off	Off	Off	Off	Off	Off	Off	Off	Off	Off	Off	Off	Off	Off	Off	Off	Off	Off	Off	Off	Off	Off	Off	
	Monthly minimum	91	Off	Off	Off	Off	Off	Off	Off	Off	Off	Off	Off	Off	Off	Off	Off	Off	Off	Off	Off	Off	Off	Off	Off	Off	Off	Off	Off	Off	Off	Off	Off	Off	Off	Off
	Total Invalid results	0	0	0	0	0	0	0	0	0	0	0	0	0	0	0	0	0	0	0	0	0	0	0	0	0	0	0	0	0	0	0	0	0	0	0
	Sum of exceedances	0	Off	Off	Off	Off	Off	Off	Off	Off	Off	Off	Off	Off	Off	Off	Off	Off	Off	Off	Off	Off	Off	Off	Off	Off	Off	Off	Off	Off	Off	Off	Off	Off	Off	Off
Daily average	Monthly maximum	184	Off	Off	Off	Off	Off	Off	Off	Off	Off	Off	Off	Off	Off	Off	Off	Off	Off	Off	Off	Off	Off	Off	Off	Off	Off	Off	Off	Off	Off	Off	Off	Off	Off	Off
	No of invalid days	0	Y	Y	Y	Y	Y	Y	Y	Y	Y	Y	Y	Y	Y	Y	Y	Y	Y	Y	Y	Y	Y	Y	Y	Y	Y	Y	Y	Y	Y	Y	Y	Y	Y	Y
	Sum of exceedances	0	N	N	N	N	N	N	N	N	N	N	N	N	N	N	N	N	N	N	N	N	N	N	N	N	N	N	N	N	N	N	N	N	N	N

Signed: [Redacted] Date: 7/31/21

(Authorised to sign as a representative of the Operator)



Monthly summary		Date	1	2	3	4	5	6	7	8	9	10	11	12	13	14	15	16	17	18	19	20	21	22	23	24	25	26	27	28	29	30	31
Half-hourly average	Half-hourly average ELV		400	400	400	400	400	400	400	400	400	400	400	400	400	400	400	400	400	400	400	400	400	400	400	400	400	400	400	400	400	400	400
Monthly maximum	Maximum Half-hourly average		195	192	200	286	190	190	202	201	186	186	187	201	203	188	190	182	185	184	263	189	194	196	272	207	195	201	190	197	201	194	193
Monthly mean	Mean Half-hourly average		176	175	179	179	176	176	179	177	176	177	176	176	178	178	175	175	172	172	173	174	175	174	177	178	178	180	180	179	182	184	182
Monthly minimum	Minimum Half-hourly average		161	159	143	147	157	158	163	163	153	168	153	162	162	160	161	146	152	161	148	155	148	149	160	166	164	159	160	164	170	158	166
Total Invalid results	No of Invalid results		0	0	0	0	0	0	0	0	0	0	0	0	0	0	0	0	0	0	0	0	0	0	0	0	0	0	0	0	0	0	0
Sum of exceedances	No of exceedances of ELV		0	0	0	0	0	0	0	0	0	0	0	0	0	0	0	0	0	0	0	0	0	0	0	0	0	0	0	0	0	0	0
Daily average	Daily average ELV		200	200	200	200	200	200	200	200	200	200	200	200	200	200	200	200	200	200	200	200	200	200	200	200	200	200	200	200	200	200	200
Monthly maximum	Daily average		176	175	178	179	176	176	179	177	176	177	176	176	178	178	175	175	172	172	173	174	175	174	177	178	178	180	180	179	182	184	182
No of invalid days	Value Valid?		Y	Y	Y	Y	Y	Y	Y	Y	Y	Y	Y	Y	Y	Y	Y	Y	Y	Y	Y	Y	Y	Y	Y	Y	Y	Y	Y	Y	Y	Y	Y
Sum of exceedances	Value Exceeds ELV?		N	N	N	N	N	N	N	N	N	N	N	N	N	N	N	N	N	N	N	N	N	N	N	N	N	N	N	N	N	N	N

Signed: [Redacted] Date: 7/10/21
 (Authorised to sign as a Representative of the Operator)

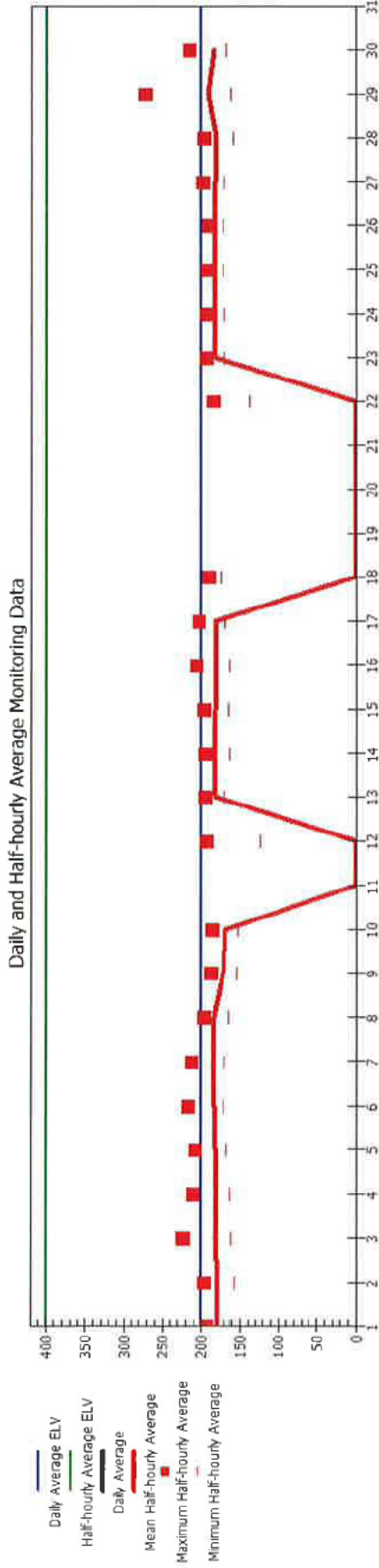
Permit Reference Number : LP3030XA

Installation: trident park cardiff

Operator : Vindor

Form Number:

Reporting of Continuously Monitored Emissions to Air for NOx mg/m3 at Emission Point A1 For the month of September 2021




Monthly summary		Date	1	2	3	4	5	6	7	8	9	10	11	12	13	14	15	16	17	18	19	20	21	22	23	24	25	26	27	28	29	30	31
Half-hourly average	Monthly maximum	Half-hourly average ELV	400	400	400	400	400	400	400	400	400	400	400	400	400	400	400	400	400	400	400	400	400	400	400	400	400	400	400	400	400	400	400
	Monthly mean	Maximum Half-hourly average	193	196	224	210	207	215	212	195	186	184	Off	192	194	193	195	205	202	190	Off	Off	Off	184	193	193	192	189	197	195	271	215	
	Monthly minimum	Mean Half-hourly average	181	179	182	180	182	183	183	183	171	169	Off	179	182	182	183	181	182	183	Off	Off	Off	176	183	182	182	182	182	181	192	184	
	Total Invalid results	Minimum Half-hourly average	164	157	162	164	168	171	170	165	155	152	Off	124	171	163	154	163	169	175	Off	Off	Off	136	171	171	172	172	170	160	161	168	
Daily average	No of invalid results	No of Invalid results	0	0	0	0	0	0	0	0	0	0	0	0	0	0	0	0	0	0	0	0	0	0	0	0	0	0	0	0	0	0	
	Sum of exceedances	No of exceedances of ELV	0	0	0	0	0	0	0	0	0	0	Off	0	0	0	0	0	0	0	0	Off	Off	0	0	0	0	0	0	0	0	0	
	Monthly maximum	Daily average ELV	200	200	200	200	200	200	200	200	200	200	200	200	200	200	200	200	200	200	200	200	200	200	200	200	200	200	200	200	200	200	
	Sum of exceedances	Daily average	181	179	182	180	182	183	183	183	171	169	Off	N/A	182	182	183	181	182	183	Off	Off	Off	N/A	183	182	182	182	182	181	192	184	
No of invalid days	Value Valid?	Y	Y	Y	Y	Y	Y	Y	Y	Y	Y	Y	Y	Y	Y	Y	Y	Y	Y	Y	Y	Y	Y	Y	Y	Y	Y	Y	Y	Y	Y		
Sum of exceedances	Value Exceeds ELV?	N	N	N	N	N	N	N	N	N	N	N	N	N	N	N	N	N	N	N	N	N	N	N	N	N	N	N	N	N	N	N	

Signed: [Redacted] Date: 7/10/21 representative of the Operator

Permit Reference Number : LP3030XA
 Installation: trident park cardiff
 Operator : Viridor
 Form Number:
Reporting of Continuously Monitored Emissions to Air for VOC mg/m³ at Emission Point A1 For the month of July 2021

Daily and Half-hourly Average Monitoring Data



Monthly summary		Date	1	2	3	4	5	6	7	8	9	10	11	12	13	14	15	16	17	18	19	20	21	22	23	24	25	26	27	28	29	30	31
Half-hourly average	Monthly maximum	Half-hourly average ELV	20	20	20	20	20	20	20	20	20	20	20	20	20	20	20	20	20	20	20	20	20	20	20	20	20	20	20	20	20	20	
	Monthly mean	Mean Half-hourly average	Off	Off	Off	Off	Off	Off	Off	Off	Off	Off	Off	Off	Off	Off	Off	Off	Off	Off	Off	Off	Off	Off	Off	Off	Off	Off	Off	Off	Off	Off	
Daily average	Monthly minimum	Minimum Half-hourly average	Off	Off	Off	Off	Off	Off	Off	Off	Off	Off	Off	Off	Off	Off	Off	Off	Off	Off	Off	Off	Off	Off	Off	Off	Off	Off	Off	Off	Off	Off	
	Total Invalid results	No of Invalid results	0	0	0	0	0	0	0	0	0	0	0	0	0	0	0	0	0	0	0	0	0	0	0	0	0	0	0	0	0	0	
Daily average	Sum of exceedances	No of exceedances of ELV	Off	Off	Off	Off	Off	Off	Off	Off	Off	Off	Off	Off	Off	Off	Off	Off	Off	Off	Off	Off	Off	Off	Off	Off	Off	Off	Off	Off	Off		
	Monthly maximum	Daily average ELV	10	10	10	10	10	10	10	10	10	10	10	10	10	10	10	10	10	10	10	10	10	10	10	10	10	10	10	10	10	10	
Daily average	No of invalid days	Daily average	Off	Off	Off	Off	Off	Off	Off	Off	Off	Off	Off	Off	Off	Off	Off	Off	Off	Off	Off	Off	Off	Off	Off	Off	Off	Off	Off	Off	Off	Off	
	Sum of exceedances	Value Valid?	Y	Y	Y	Y	Y	Y	Y	Y	Y	Y	Y	Y	Y	Y	Y	Y	Y	Y	Y	Y	Y	Y	Y	Y	Y	Y	Y	Y	Y	Y	
		Value Exceeds ELV?	N	N	N	N	N	N	N	N	N	N	N	N	N	N	N	N	N	N	N	N	N	N	N	N	N	N	N	N	N	N	

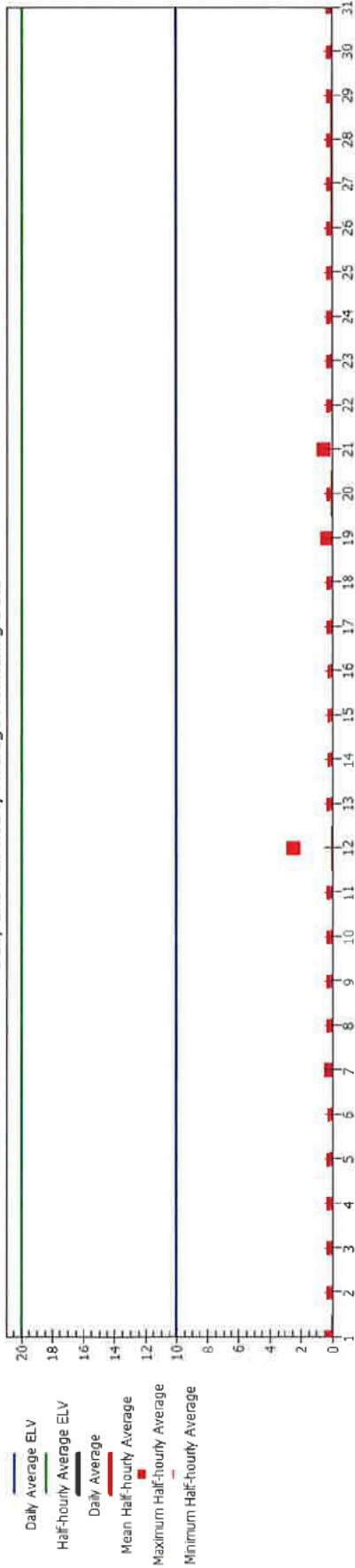
Signed: [Redacted] Date: 7/10/21
 (Authorised to sign as representative of the Operator)

Permit Reference Number : LP3030XA
 Installation: trident park cardiff

Operator : Viridor
 Form Number:

Reporting of Continuously Monitored Emissions to Air for VOC mg/m3 at Emission Point A1 For the month of August 2021

Daily and Half-hourly Average Monitoring Data




Monthly summary		Date	1	2	3	4	5	6	7	8	9	10	11	12	13	14	15	16	17	18	19	20	21	22	23	24	25	26	27	28	29	30	31
Half-hourly average	Half-hourly average ELV		20	20	20	20	20	20	20	20	20	20	20	20	20	20	20	20	20	20	20	20	20	20	20	20	20	20	20	20	20	20	20
	Monthly maximum	2	0	0	0	0	0	0	0	0	0	0	0	0	0	0	0	0	0	0	0	0	0	0	0	0	0	0	0	0	0	0	0
	Monthly mean	0	0	0	0	0	0	0	0	0	0	0	0	0	0	0	0	0	0	0	0	0	0	0	0	0	0	0	0	0	0	0	0
	Monthly minimum	0	0	0	0	0	0	0	0	0	0	0	0	0	0	0	0	0	0	0	0	0	0	0	0	0	0	0	0	0	0	0	0
	Total Invalid results	0	0	0	0	0	0	0	0	0	0	0	0	0	0	0	0	0	0	0	0	0	0	0	0	0	0	0	0	0	0	0	0
Daily average	Sum of exceedances	0	0	0	0	0	0	0	0	0	0	0	0	0	0	0	0	0	0	0	0	0	0	0	0	0	0	0	0	0	0	0	0
	Daily average ELV		10	10	10	10	10	10	10	10	10	10	10	10	10	10	10	10	10	10	10	10	10	10	10	10	10	10	10	10	10	10	10
	Monthly maximum	0	N/A	0	0	0	0	0	0	0	0	0	0	0	0	0	0	0	0	0	0	0	0	0	0	0	0	0	0	0	0	0	0
	No of invalid days	2	N	Y	Y	Y	Y	Y	Y	Y	Y	Y	Y	Y	Y	Y	Y	Y	Y	Y	Y	Y	Y	Y	Y	Y	Y	Y	Y	Y	Y	Y	
Sum of exceedances	0	N	N	N	N	N	N	N	N	N	N	N	N	N	N	N	N	N	N	N	N	N	N	N	N	N	N	N	N	N	N	N	N

Signed: [Redacted] as a representative of the Operator Date: 7/10/21

Permit Reference Number : LP3030XA
 Installation: trident park cardiff
 Operator : Vintdor
 Form Number:
Reporting of Continuously Monitored Emissions to Air for VOC mg/m³ at Emission Point A1 For the month of September 2021

Daily and Half-hourly Average Monitoring Data



Monthly summary		Date	1	2	3	4	5	6	7	8	9	10	11	12	13	14	15	16	17	18	19	20	21	22	23	24	25	26	27	28	29	30	31
Half-hourly average	Monthly maximum	Half-hourly average ELV	20	20	20	20	20	20	20	20	20	20	20	20	20	20	20	20	20	20	20	20	20	20	20	20	20	20	20	20	20	20	20
	Monthly mean	Maximum Half-hourly average	0	0	0	0	0	0	0	0	0	0	0	0	2	0	0	0	0	0	0	0	0	0	0	0	0	0	0	0	0	0	0
Daily average	Monthly minimum	Mean Half-hourly average	0	0	0	0	0	0	0	0	0	0	0	0	0	0	0	0	0	0	0	0	0	0	0	0	0	0	0	0	0	0	
	Total Invalid results	Minimum Half-hourly average	0	0	0	0	0	0	0	0	0	0	0	0	0	0	0	0	0	0	0	0	0	0	0	0	0	0	0	0	0	0	
Daily	Sum of exceedances	No of Invalid results	0	0	0	0	0	0	0	0	0	0	0	0	0	0	0	0	0	0	0	0	0	0	0	0	0	0	0	0	0	0	
	No of Invalid days	Sum of exceedances of ELV	0	0	0	0	0	0	0	0	0	0	0	0	0	0	0	0	0	0	0	0	0	0	0	0	0	0	0	0	0	0	
Daily average	Sum of exceedances	Daily average ELV	10	10	10	10	10	10	10	10	10	10	10	10	10	10	10	10	10	10	10	10	10	10	10	10	10	10	10	10	10	10	
	Sum of exceedances	Daily average	N/A	0	0	0	0	0	0	0	0	0	0	0	0	0	0	0	0	0	0	0	0	0	0	0	0	0	0	0	0	0	0
Daily average	Sum of exceedances	Value Valid?	N	Y	Y	Y	Y	Y	Y	Y	Y	Y	Y	Y	Y	Y	Y	Y	Y	Y	Y	Y	Y	Y	Y	Y	Y	Y	Y	Y	Y	Y	
	Sum of exceedances	Value Exceeds ELV?	N	N	N	N	N	N	N	N	N	N	N	N	N	N	N	N	N	N	N	N	N	N	N	N	N	N	N	N	N	N	

Signed:
 (Authorised to sign representative of the Operator)
 Date: 7/10/21

Permit Reference Number : LP3030XA

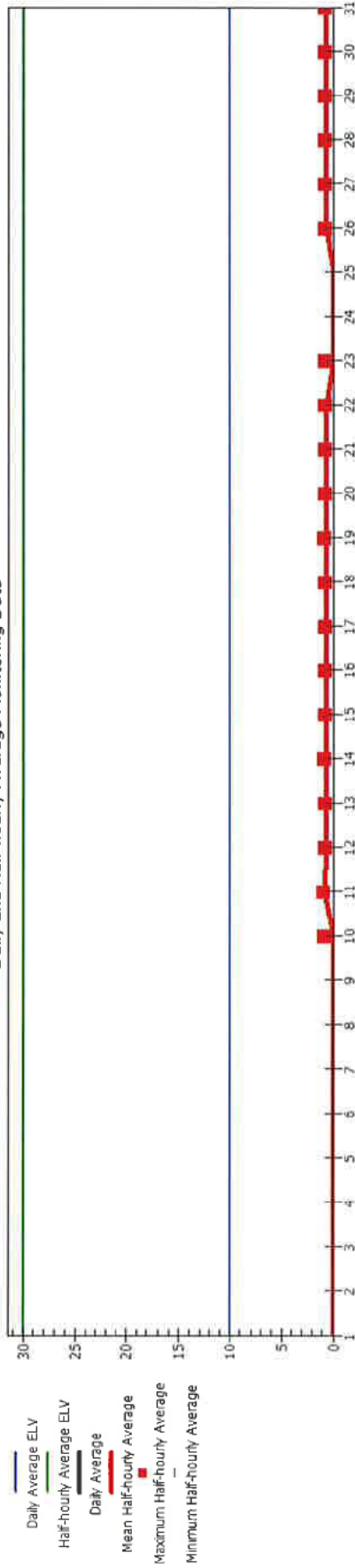
Installation: trident park cardiff

Operator : Viridor

Form Number:

Reporting of Continuously Monitored Emissions to Air for Particulates mg/m³ at Emission Point A1 For the month of July 2021

Daily and Half-hourly Average Monitoring Data

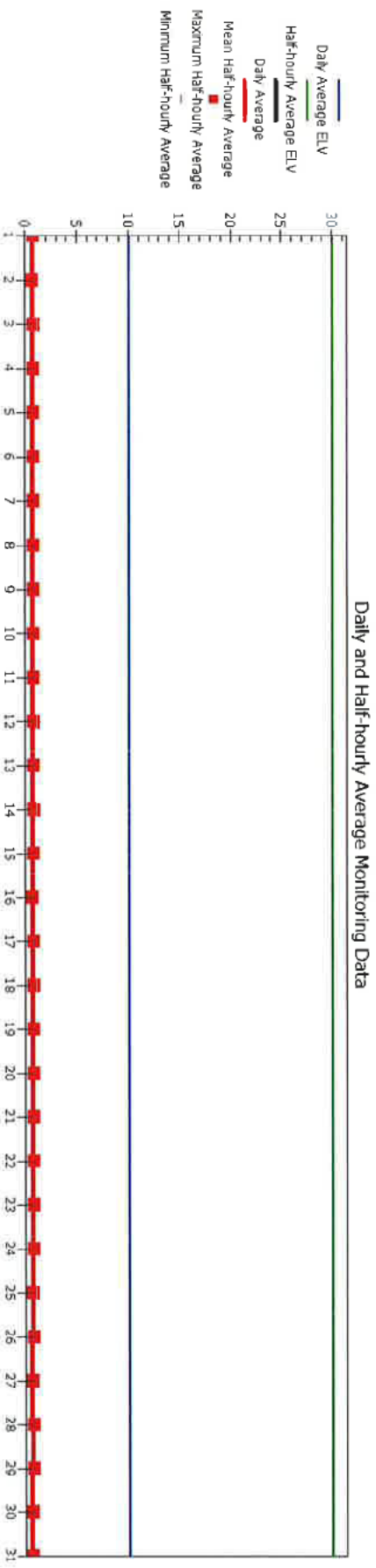


Monthly summary		Date	1	2	3	4	5	6	7	8	9	10	11	12	13	14	15	16	17	18	19	20	21	22	23	24	25	26	27	28	29	30	31	
Half-hourly average	Half-hourly average ELV		30	30	30	30	30	30	30	30	30	30	30	30	30	30	30	30	30	30	30	30	30	30	30	30	30	30	30	30	30	30	30	
	Monthly maximum	1	Off	Off	Off	Off	Off	Off	Off	Off	Off	Off	Off	Off	Off	Off	Off	Off	Off	Off	Off	Off	Off	Off	Off	Off	Off	Off	Off	Off	Off	Off	Off	
	Monthly mean	1	Off	Off	Off	Off	Off	Off	Off	Off	Off	Off	Off	Off	Off	Off	Off	Off	Off	Off	Off	Off	Off	Off	Off	Off	Off	Off	Off	Off	Off	Off	Off	Off
	Monthly minimum	0	Off	Off	Off	Off	Off	Off	Off	Off	Off	Off	Off	Off	Off	Off	Off	Off	Off	Off	Off	Off	Off	Off	Off	Off	Off	Off	Off	Off	Off	Off	Off	Off
Daily average	Total Invalid results	0	0	0	0	0	0	0	0	0	0	0	0	0	0	0	0	0	0	0	0	0	0	0	0	0	0	0	0	0	0	0	0	0
	Sum of exceedances of ELV	0	Off	Off	Off	Off	Off	Off	Off	Off	Off	Off	Off	Off	Off	Off	Off	Off	Off	Off	Off	Off	Off	Off	Off	Off	Off	Off	Off	Off	Off	Off	Off	Off
	Daily average ELV		10	10	10	10	10	10	10	10	10	10	10	10	10	10	10	10	10	10	10	10	10	10	10	10	10	10	10	10	10	10	10	10
	Monthly maximum	1	Off	Off	Off	Off	Off	Off	Off	Off	Off	Off	Off	Off	Off	Off	Off	Off	Off	Off	Off	Off	Off	Off	Off	Off	Off	Off	Off	Off	Off	Off	Off	Off
Daily average	No of invalid days	0	Y	Y	Y	Y	Y	Y	Y	Y	Y	Y	Y	Y	Y	Y	Y	Y	Y	Y	Y	Y	Y	Y	Y	Y	Y	Y	Y	Y	Y	Y	Y	Y
	Sum of exceedances	0	N	N	N	N	N	N	N	N	N	N	N	N	N	N	N	N	N	N	N	N	N	N	N	N	N	N	N	N	N	N	N	N

Signed: [Redacted] Date: 7/10/21

(Authorised to sign on behalf of the Operator)

Permit Reference Number : LP3030XA
 Installation: trident park cardiff
 Operator : Vindor
 Form Number:
Reporting of Continuously Monitored Emissions to Air for Particulates mg/m³ at Emission Point A1 For the month of August 2021



Monthly summary		Date	1	2	3	4	5	6	7	8	9	10	11	12	13	14	15	16	17	18	19	20	21	22	23	24	25	26	27	28	29	30	31
Half-hourly average	Monthly maximum	Half-hourly average ELV	30	30	30	30	30	30	30	30	30	30	30	30	30	30	30	30	30	30	30	30	30	30	30	30	30	30	30	30	30	30	
	Monthly mean	Maximum Half-hourly average	1	1	1	1	1	1	1	1	1	1	1	1	1	1	1	1	1	1	1	1	1	1	1	1	1	1	1	1	1	1	
Daily average	Monthly minimum	Mean Half-hourly average	1	1	1	1	1	1	1	1	1	1	1	1	1	1	1	1	1	1	1	1	1	1	1	1	1	1	1	1	1	1	
	Total Invalid results	Minimum Half-hourly average	1	1	0	1	1	1	1	1	1	1	1	1	1	1	1	1	1	1	1	1	1	1	1	1	1	1	1	1	1	1	
Daily	Sum of exceedances	No of Invalid results	0	0	0	0	0	0	0	0	0	0	0	0	0	0	0	0	0	0	0	0	0	0	0	0	0	0	0	0	0	0	
	Monthly maximum	No of exceedances of ELV	0	0	0	0	0	0	0	0	0	0	0	0	0	0	0	0	0	0	0	0	0	0	0	0	0	0	0	0	0	0	
Daily average	No of Invalid days	Daily average ELV	10	10	10	10	10	10	10	10	10	10	10	10	10	10	10	10	10	10	10	10	10	10	10	10	10	10	10	10	10	10	
	Sum of exceedances	Daily average	1	1	1	1	1	1	1	1	1	1	1	1	1	1	1	1	1	1	1	1	1	1	1	1	1	1	1	1	1	1	
		Value Valid?	Y	Y	Y	Y	Y	Y	Y	Y	Y	Y	Y	Y	Y	Y	Y	Y	Y	Y	Y	Y	Y	Y	Y	Y	Y	Y	Y	Y	Y	Y	
		Value Exceeds ELV?	N	N	N	N	N	N	N	N	N	N	N	N	N	N	N	N	N	N	N	N	N	N	N	N	N	N	N	N	N	N	N

Signed: [Redacted] Date: 7/10/21
 (Authorised to sign as representative of the Operator)

Permit Reference Number : LP3030XA

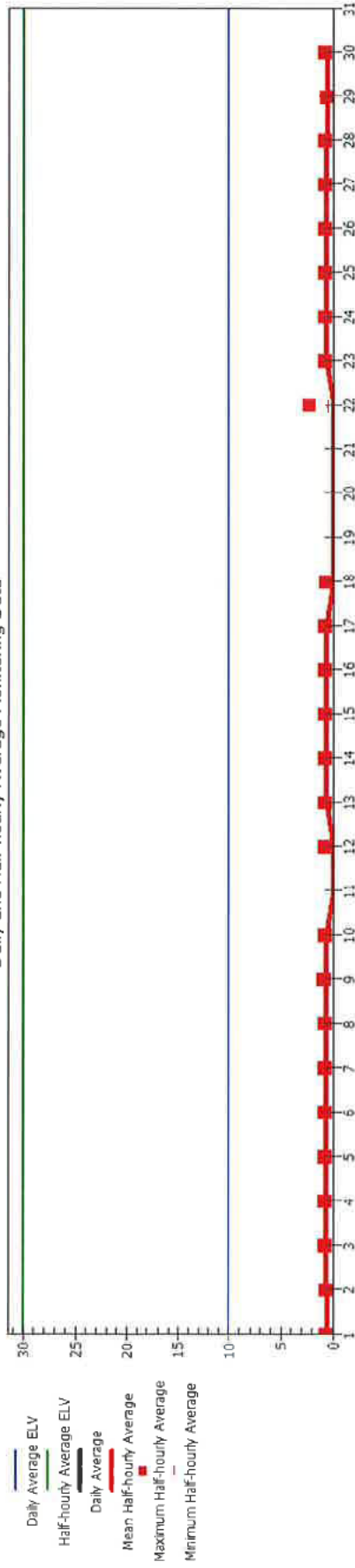
Operator : Viridor

Installation: trident park cardiff

Form Number:

Reporting of Continuously Monitored Emissions to Air for Particulates mg/m3 at Emission Point A1 For the month of September 2021

Daily and Half-hourly Average Monitoring Data



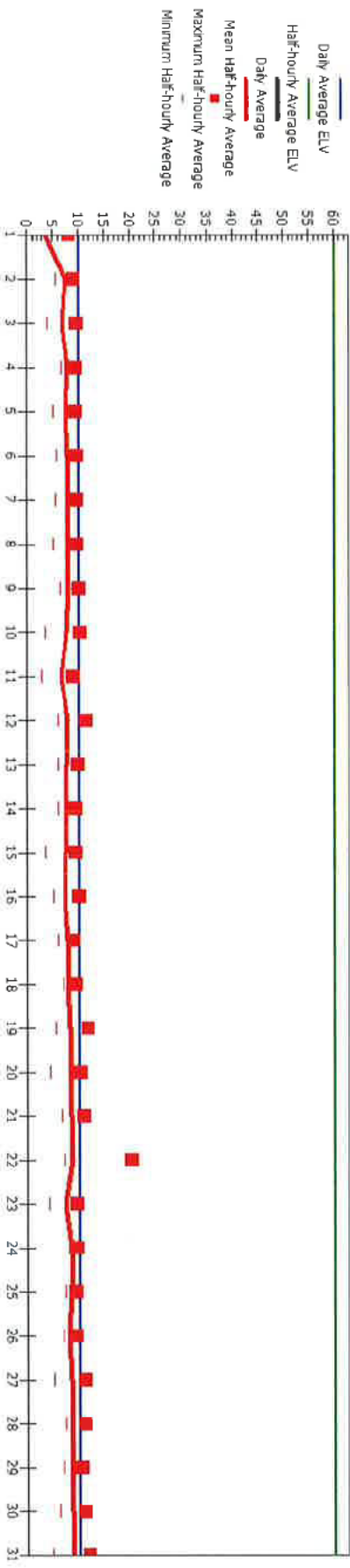
Monthly summary		Date	1	2	3	4	5	6	7	8	9	10	11	12	13	14	15	16	17	18	19	20	21	22	23	24	25	26	27	28	29	30	31			
Half-hourly average	Half-hourly average ELV		30	30	30	30	30	30	30	30	30	30	30	30	30	30	30	30	30	30	30	30	30	30	30	30	30	30	30	30	30	30	30			
	Monthly maximum	2	1	1	1	1	1	1	1	1	1	1	1	1	1	1	1	1	1	1	1	Off	Off	2	1	1	1	1	1	1	1	1	1	1		
	Monthly mean	1	1	1	1	1	1	1	1	1	1	1	1	1	1	1	1	1	1	1	1	Off	Off	1	1	1	1	1	1	1	1	1	1	1		
	Monthly minimum	0	0	1	1	1	1	1	1	1	1	1	1	1	1	1	1	1	1	1	1	Off	Off	1	1	1	1	1	1	1	1	1	1	0	0	
Daily average	Total Invalid results	0	0	0	0	0	0	0	0	0	0	0	0	0	0	0	0	0	0	0	0	0	0	0	0	0	0	0	0	0	0	0	0	0	0	
	Sum of exceedances of ELV	0	0	0	0	0	0	0	0	0	0	0	0	0	0	0	0	0	0	0	0	Off	Off	0	0	0	0	0	0	0	0	0	0	0	0	
	Daily average ELV		10	10	10	10	10	10	10	10	10	10	10	10	10	10	10	10	10	10	10	10	10	10	10	10	10	10	10	10	10	10	10	10	10	10
Daily average	Monthly maximum	1	1	1	1	1	1	1	1	1	1	1	1	1	1	1	1	1	1	1	N/A	Off	Off	N/A	1	1	1	1	1	1	1	1	1	1	1	1
	No of invalid days	0	Y	Y	Y	Y	Y	Y	Y	Y	Y	Y	Y	Y	Y	Y	Y	Y	Y	Y	Y	Y	Y	Y	Y	Y	Y	Y	Y	Y	Y	Y	Y	Y	Y	
	Sum of exceedances	0	N	N	N	N	N	N	N	N	N	N	N	N	N	N	N	N	N	N	N	N	N	N	N	N	N	N	N	N	N	N	N	N	N	N

Signed: [Redacted] Date: 7/10/21

(Authorised to sign on behalf of the representative of the Operator)

Permit Reference Number : LP3030XA
 Installation: trident park cardliff
 Operator : Viridor
 Form Number:
Reporting of Continuously Monitored Emissions to Air for HCl mg/m³ at Emission Point A2 For the month of July 2021

Daily and Half-hourly Average Monitoring Data



Monthly summary		Date	1	2	3	4	5	6	7	8	9	10	11	12	13	14	15	16	17	18	19	20	21	22	23	24	25	26	27	28	29	30	31
Half-hourly average	Monthly maximum	Half-hourly average ELV	60	60	60	60	60	60	60	60	60	60	60	60	60	60	60	60	60	60	60	60	60	60	60	60	60	60	60	60	60	60	
	Monthly mean	Mean Half-hourly average	4	8	7	8	8	8	8	8	8	8	7	8	8	8	8	8	8	8	8	8	8	8	8	8	8	8	8	8	8	8	8
Daily average	Monthly minimum	Minimum Half-hourly average	1	6	4	7	5	6	6	5	6	4	3	6	6	6	4	5	6	7	6	4	7	7	4	8	8	7	5	8	7	6	5
	Total Invalid results	No of Invalid results	0	0	0	0	0	0	0	0	0	0	0	0	0	0	0	0	0	0	0	0	0	0	0	0	0	0	0	0	0	0	0
Daily average	Sum of exceedances	No of exceedances of ELV	0	0	0	0	0	0	0	0	0	0	0	0	0	0	0	0	0	0	0	0	0	0	0	0	0	0	0	0	0	0	0
	Monthly maximum	Daily average ELV	10	10	10	10	10	10	10	10	10	10	10	10	10	10	10	10	10	10	10	10	10	10	10	10	10	10	10	10	10	10	10
Daily average	No of Invalid days	Daily average	4	8	7	8	8	8	8	8	8	7	8	8	8	8	8	8	8	8	8	8	8	8	8	8	8	8	8	8	8	8	8
	Sum of exceedances	Value Exceeds ELV?	N	N	N	N	N	N	N	N	N	N	N	N	N	N	N	N	N	N	N	N	N	N	N	N	N	N	N	N	N	N	N

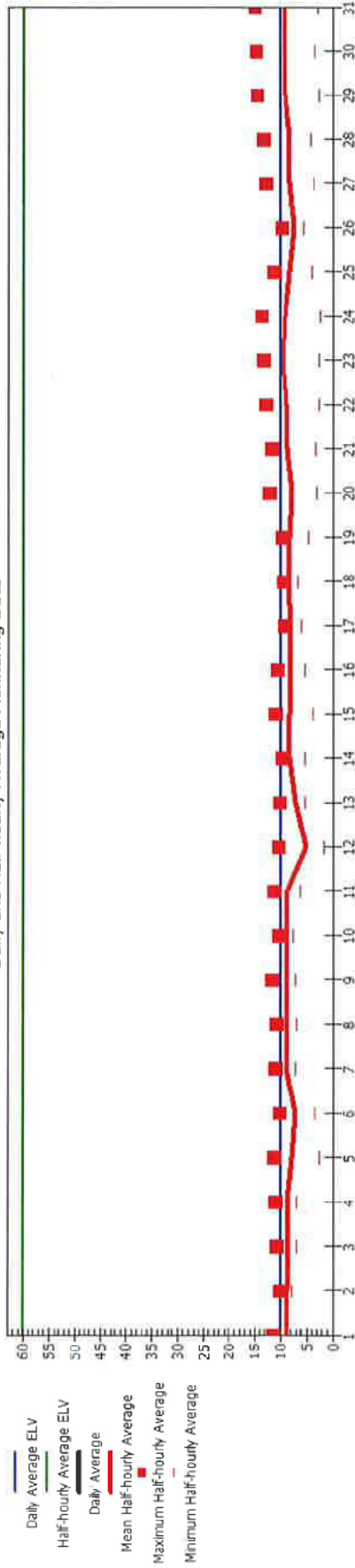
Signed: [Redacted] Date: 7/18/21
 (Authorised to [Redacted] representative of the Operator)

Permit Reference Number : LP3030XA
 Installation: trident park cardiff

Operator : Vindor
 Form Number:

Reporting of Continuously Monitored Emissions to Air for HCl mg/m3 at Emission Point A2 For the month of August 2021

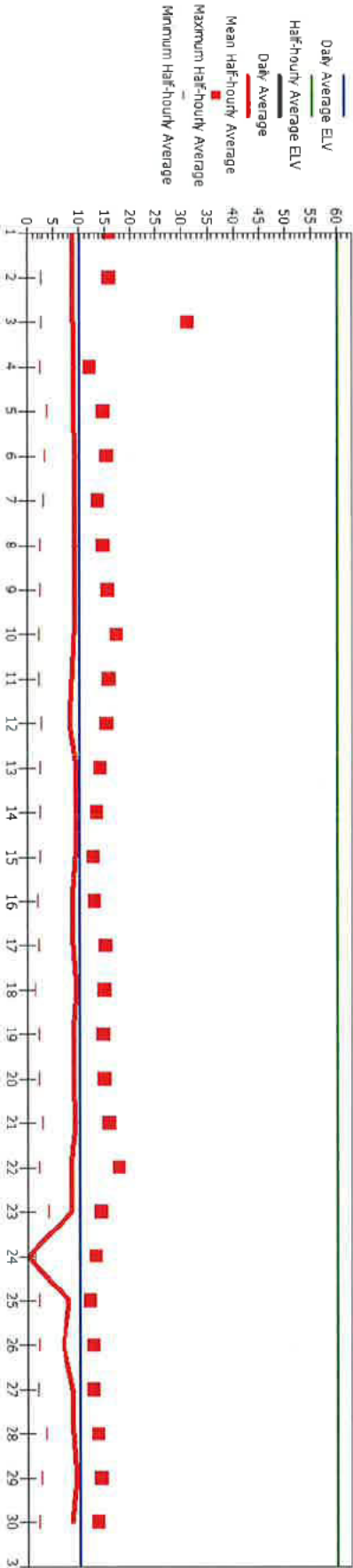
Daily and Half-hourly Average Monitoring Data



Monthly summary		Date	1	2	3	4	5	6	7	8	9	10	11	12	13	14	15	16	17	18	19	20	21	22	23	24	25	26	27	28	29	30	31	
Half-hourly average	Monthly maximum	Half-hourly average ELV	60	60	60	60	60	60	60	60	60	60	60	60	60	60	60	60	60	60	60	60	60	60	60	60	60	60	60	60	60	60	60	
	Monthly mean	Maximum Half-hourly average	11	10	11	11	10	11	11	11	10	10	10	10	10	10	10	10	10	10	9	10	12	11	13	13	11	10	13	11	10	13	14	15
	Monthly minimum	Mean Half-hourly average	9	9	8	9	8	7	9	9	9	9	9	9	9	8	8	8	8	8	8	8	8	9	9	10	9	8	7	8	8	9	9	
	Total Invalid results	Minimum Half-hourly average	6	8	7	7	3	3	7	7	8	6	2	5	4	5	6	7	5	6	7	5	3	3	3	2	4	6	4	4	3	3	3	
Daily average	Sum of Invalid results	No of Invalid results	0	0	0	0	0	0	0	0	0	0	0	0	0	0	0	0	0	0	0	0	0	0	0	0	0	0	0	0	0	0	0	
	Sum of exceedances	No of exceedances of ELV	0	0	0	0	0	0	0	0	0	0	0	0	0	0	0	0	0	0	0	0	0	0	0	0	0	0	0	0	0	0	0	
	Monthly maximum	Daily average ELV	10	10	10	10	10	10	10	10	10	10	10	10	10	10	10	10	10	10	10	10	10	10	10	10	10	10	10	10	10	10	10	
	Sum of exceedances ELV?	Daily average	9	9	8	9	8	7	9	9	9	9	9	9	9	8	8	8	8	8	8	8	8	9	9	10	9	8	7	8	8	9	9	
Value Valid?	Value Valid?	Value Valid?	Y	Y	Y	Y	Y	Y	Y	Y	Y	Y	Y	Y	Y	Y	Y	Y	Y	Y	Y	Y	Y	Y	Y	Y	Y	Y	Y	Y	Y	Y	Y	
	Sum of exceedances ELV?	Value Exceeds ELV?	N	N	N	N	N	N	N	N	N	N	N	N	N	N	N	N	N	N	N	N	N	N	N	N	N	N	N	N	N	N	N	N

Signed: [Redacted] Date: 7/10/21
 (Authorised to sign on behalf of the representative of the Operator)

Daily and Half-hourly Average Monitoring Data



Monthly summary		Date	1	2	3	4	5	6	7	8	9	10	11	12	13	14	15	16	17	18	19	20	21	22	23	24	25	26	27	28	29	30	31
Half-hourly average	Monthly maximum	Half-hourly average ELV	60	60	60	60	60	60	60	60	60	60	60	60	60	60	60	60	60	60	60	60	60	60	60	60	60	60	60	60	60	60	
	Monthly mean	Mean Half-hourly average	9	9	9	9	9	9	9	9	9	9	9	9	9	9	9	9	9	9	9	9	9	9	9	9	9	9	9	9	9	9	
	Monthly minimum	Minimum Half-hourly average	3	3	3	2	4	3	3	3	2	2	3	3	3	3	3	2	2	1	2	2	3	2	4	2	2	2	2	2	4	3	2
Daily average	Total Invalid results	No of Invalid results	0	0	0	0	0	0	0	0	0	0	0	0	0	0	0	0	0	0	0	0	0	0	0	0	0	0	0	0	0	0	
	Sum of exceedances	No of exceedances of ELV	0	0	0	0	0	0	0	0	0	0	0	0	0	0	0	0	0	0	0	0	0	0	0	0	0	0	0	0	0	0	
Daily average	Monthly maximum	Daily average	10	10	10	10	10	10	10	10	10	10	10	10	10	10	10	10	10	10	10	10	10	10	10	10	10	10	10	10	10	10	
	No of Invalid days	Value Valid?	Y	Y	Y	Y	Y	Y	Y	Y	Y	Y	Y	Y	Y	Y	Y	Y	Y	Y	Y	Y	Y	Y	Y	Y	Y	Y	Y	Y	Y	Y	
Sum of exceedances	Value Exceeds ELV?	N	N	N	N	N	N	N	N	N	N	N	N	N	N	N	N	N	N	N	N	N	N	N	N	N	N	N	N	N	N	N	

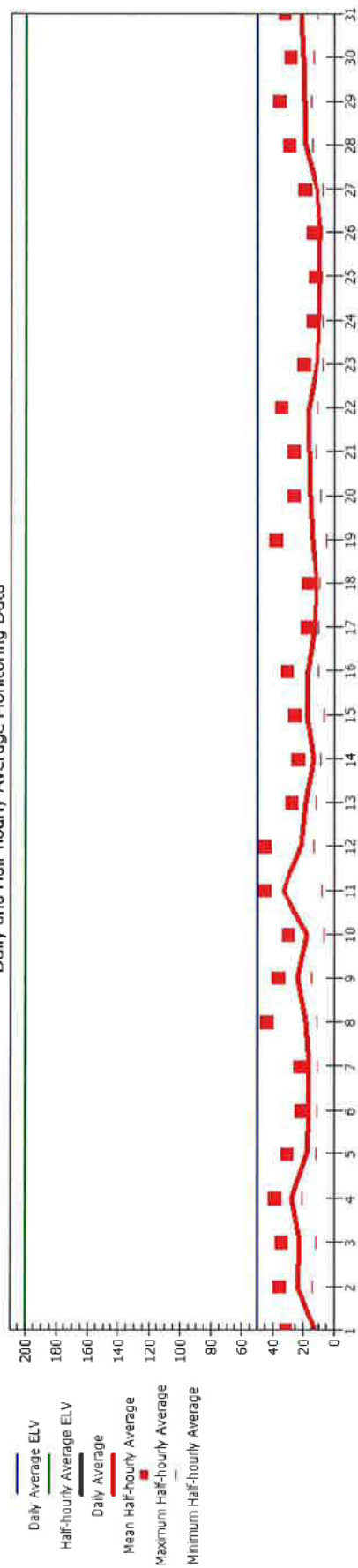
Signed: [Redacted] Date: 7/10/21
 (Authorised representative of the Operator)

Permit Reference Number : LP3030XA
 Installation: trident park cardiff

Operator : Vnidor
 Form Number:

Reporting of Continuously Monitored Emissions to Air for SO2 mg/m3 at Emission Point A2 For the month of July 2021

Daily and Half-hourly Average Monitoring Data

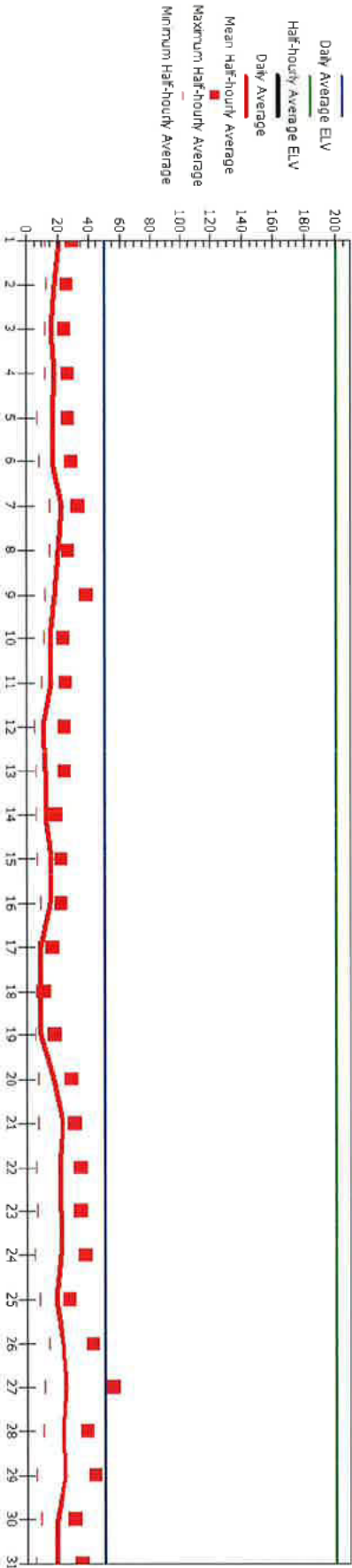


Monthly summary		Date	1	2	3	4	5	6	7	8	9	10	11	12	13	14	15	16	17	18	19	20	21	22	23	24	25	26	27	28	29	30	31
Half-hourly average	Half-hourly average ELV		200	200	200	200	200	200	200	200	200	200	200	200	200	200	200	200	200	200	200	200	200	200	200	200	200	200	200	200	200	200	200
	Monthly maximum	45	31	35	34	38	30	21	22	43	36	30	45	28	23	25	30	17	16	37	26	26	34	19	13	12	13	19	29	36	28	32	
	Monthly mean	17	13	24	23	28	18	17	19	24	18	34	22	19	13	18	17	13	11	14	16	17	16	11	10	9	9	12	19	20	20	22	
	Monthly minimum	5	9	14	12	21	12	11	11	12	15	6	8	13	12	9	6	10	10	5	8	12	11	7	7	8	7	7	14	15	14	11	
Daily average	Total Invalid results	0	0	0	0	0	0	0	0	0	0	0	0	0	0	0	0	0	0	0	0	0	0	0	0	0	0	0	0	0	0	0	
	Sum of exceedances of ELV	0	0	0	0	0	0	0	0	0	0	0	0	0	0	0	0	0	0	0	0	0	0	0	0	0	0	0	0	0	0	0	0
	Daily average ELV		50	50	50	50	50	50	50	50	50	50	50	50	50	50	50	50	50	50	50	50	50	50	50	50	50	50	50	50	50	50	50
No of invalid days	Daily average	34	13	24	23	28	18	17	19	24	18	34	22	19	13	18	17	13	11	14	16	17	16	11	10	9	9	12	19	20	20	22	
	Value Valid?	0	Y	Y	Y	Y	Y	Y	Y	Y	Y	Y	Y	Y	Y	Y	Y	Y	Y	Y	Y	Y	Y	Y	Y	Y	Y	Y	Y	Y	Y	Y	Y
	Sum of exceedances ELV?	0	N	N	N	N	N	N	N	N	N	N	N	N	N	N	N	N	N	N	N	N	N	N	N	N	N	N	N	N	N	N	N

Signed: [Redacted] Date: 7/15/21
 (Authorised to sign on behalf of the representative of the Operator)

Permit Reference Number : LP3030XA
 Installation: trident park cardiff
 Operator : Viridor
 Form Number:
Reporting of Continuously Monitored Emissions to Air for SO2 mg/m3 at Emission Point A2 For the month of August 2021

Daily and Half-hourly Average Monitoring Data



Monthly summary		Date	1	2	3	4	5	6	7	8	9	10	11	12	13	14	15	16	17	18	19	20	21	22	23	24	25	26	27	28	29	30	31
Half-hourly average	Monthly maximum	Half-hourly average ELV	200	200	200	200	200	200	200	200	200	200	200	200	200	200	200	200	200	200	200	200	200	200	200	200	200	200	200	200	200	200	
	Monthly mean	Maximum Half-hourly average	29	25	24	26	26	28	32	26	37	23	25	23	24	18	21	22	16	11	17	28	31	34	34	37	27	42	55	38	44	30	35
Daily average	Monthly minimum	Mean Half-hourly average	21	18	16	18	17	17	22	20	18	15	16	10	12	12	15	15	9	8	9	17	23	21	22	21	19	23	25	23	25	19	18
	Total Invalid results	Minimum Half-hourly average	12	13	12	12	7	8	15	15	12	10	5	6	6	7	9	8	6	5	8	8	6	7	5	8	14	11	10	6	9	5	
Daily	Sum of exceedances	No of Invalid results	0	0	0	0	0	0	0	0	0	0	0	0	0	0	0	0	0	0	0	0	0	0	0	0	0	0	0	0	0	0	
	Monthly maximum	No of exceedances of ELV	0	0	0	0	0	0	0	0	0	0	0	0	0	0	0	0	0	0	0	0	0	0	0	0	0	0	0	0	0	0	
Daily average	No of Invalid days	Daily average ELV	50	50	50	50	50	50	50	50	50	50	50	50	50	50	50	50	50	50	50	50	50	50	50	50	50	50	50	50	50		
	Sum of exceedances	Daily average	21	18	16	18	17	17	22	20	18	15	16	10	12	12	15	15	9	8	9	17	23	21	22	21	19	23	25	23	25	19	18
Sum of exceedances		Value Valid?	Y	Y	Y	Y	Y	Y	Y	Y	Y	Y	Y	Y	Y	Y	Y	Y	Y	Y	Y	Y	Y	Y	Y	Y	Y	Y	Y	Y	Y		
Sum of exceedances		Value Exceeds ELV?	N	N	N	N	N	N	N	N	N	N	N	N	N	N	N	N	N	N	N	N	N	N	N	N	N	N	N	N	N		

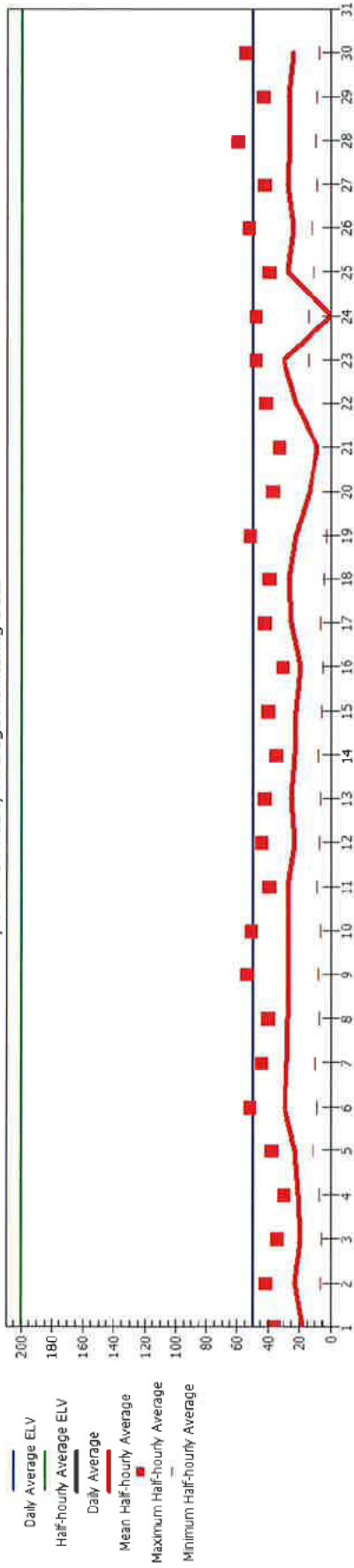
Signed: [Redacted] Date: 7/10/21
 (Authorised Representative of the Operator)

Permit Reference Number : LP3030XA
 Installation: trident park cardiff

Operator : Vindor
 Form Number:

Reporting of Continuously Monitored Emissions to Air for SO2 mg/m3 at Emission Point A2 For the month of September 2021

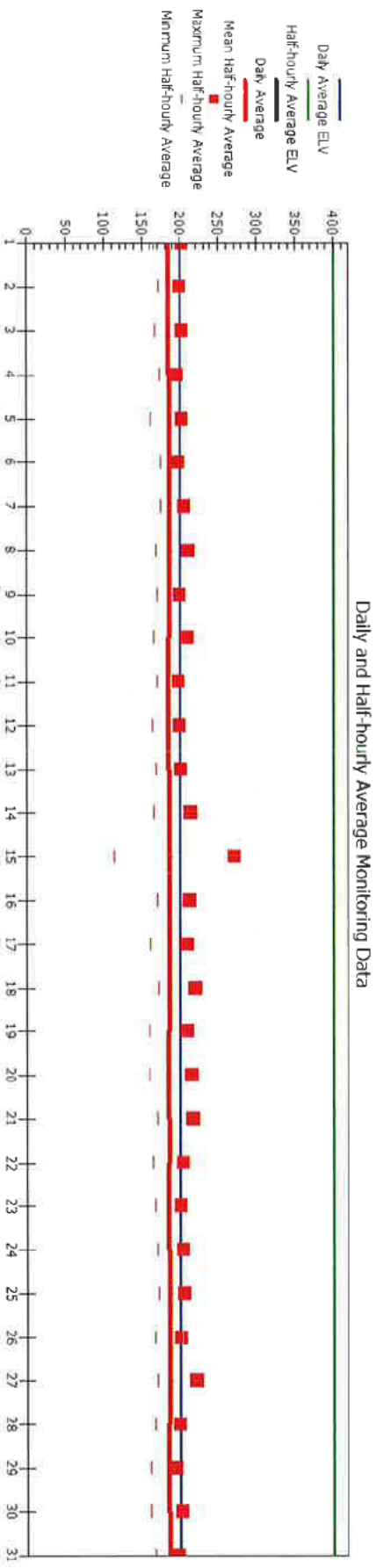
Daily and Half-hourly Average Monitoring Data



Monthly summary		Date	1	2	3	4	5	6	7	8	9	10	11	12	13	14	15	16	17	18	19	20	21	22	23	24	25	26	27	28	29	30	31
Half-hourly average	Monthly maximum	Half-hourly average ELV	200	200	200	200	200	200	200	200	200	200	200	200	200	200	200	200	200	200	200	200	200	200	200	200	200	200	200	200	200	200	200
	Monthly mean	Maximum Half-hourly average	36	41	34	30	38	52	44	40	54	51	39	45	42	35	40	31	42	39	52	37	33	42	48	48	39	52	42	59	43	54	
	Monthly minimum	Mean Half-hourly average	18	23	19	21	23	30	28	27	27	27	27	23	25	23	22	20	25	27	22	14	8	22	31	28	24	27	26	27	24		
	Total Invalid results	Minimum Half-hourly average	5	6	6	7	11	9	10	7	8	7	8	7	6	7	6	5	6	4	2	0	0	0	14	14	11	12	8	9	8	7	
Daily average	No of invalid days	No of Invalid results	0	0	0	0	0	0	0	0	0	0	0	0	0	0	0	0	0	0	0	0	0	0	0	0	0	0	0	0	0	0	
	Sum of exceedances	No of exceedances of ELV	0	0	0	0	0	0	0	0	0	0	0	0	0	0	0	0	0	0	0	0	0	0	0	0	0	0	0	0	0	0	
	Monthly maximum	Daily average ELV	50	50	50	50	50	50	50	50	50	50	50	50	50	50	50	50	50	50	50	50	50	50	50	50	50	50	50	50	50	50	
	Sum of exceedances	Daily average	18	23	19	21	23	30	28	27	27	27	23	25	23	22	20	25	27	22	14	8	22	31	N/A	28	24	27	26	27	24		

Signed: [Redacted] Date: 7/10/21

(Authorised to sign as representative of the Operator)



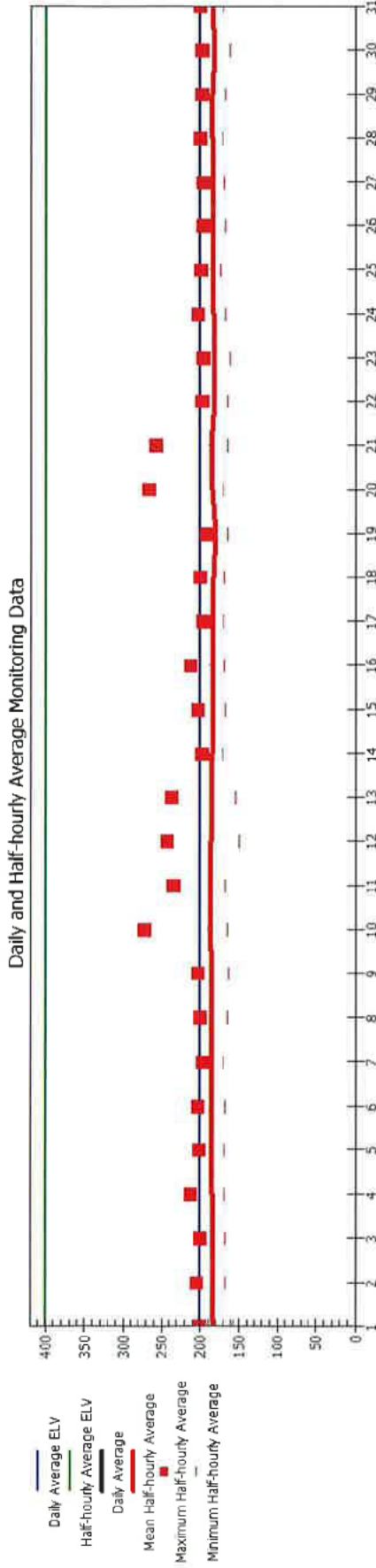
Monthly summary		Date	1	2	3	4	5	6	7	8	9	10	11	12	13	14	15	16	17	18	19	20	21	22	23	24	25	26	27	28	29	30	31
Half-hourly average	Monthly maximum	Half-hourly average ELV	400	400	400	400	400	400	400	400	400	400	400	400	400	400	400	400	400	400	400	400	400	400	400	400	400	400	400	400	400	400	400
	Monthly mean	Maximum Half-hourly average	201	198	204	199	202	197	204	209	198	208	197	198	200	214	270	211	209	219	208	214	218	203	200	202	204	199	220	198	184	201	197
	Monthly minimum	Mean Half-hourly average	184	185	184	185	185	185	185	186	185	185	184	184	185	185	186	185	185	186	185	184	185	185	184	184	186	185	186	185	184	185	184
	Monthly maximum	Minimum Half-hourly average	166	172	167	173	161	175	175	169	171	167	170	164	168	167	114	170	162	172	160	160	170	164	167	171	173	168	170	168	162	162	168
	Total Invalid results	No of Invalid results	0	0	0	0	0	0	0	0	0	0	0	0	0	0	0	0	0	0	0	0	0	0	0	0	0	0	0	0	0	0	0
	Sum of exceedances	No of exceedances of ELV	0	0	0	0	0	0	0	0	0	0	0	0	0	0	0	0	0	0	0	0	0	0	0	0	0	0	0	0	0	0	0
Daily average	Monthly maximum	Daily average ELV	200	200	200	200	200	200	200	200	200	200	200	200	200	200	200	200	200	200	200	200	200	200	200	200	200	200	200	200	200	200	200
	No of Invalid days	Daily average	184	185	184	185	185	185	185	186	185	185	184	184	185	185	186	185	185	186	185	184	185	185	184	184	186	185	186	185	184	185	184
	Sum of exceedances	Value Valid?	Y	Y	Y	Y	Y	Y	Y	Y	Y	Y	Y	Y	Y	Y	Y	Y	Y	Y	Y	Y	Y	Y	Y	Y	Y	Y	Y	Y	Y	Y	Y
		Value Exceeds ELV?	N	N	N	N	N	N	N	N	N	N	N	N	N	N	N	N	N	N	N	N	N	N	N	N	N	N	N	N	N	N	N

Signed: [Redacted] Date: 7/10/21
 (Authorised to sign as a representative of the Operator)

Permit Reference Number : LP3030XA
 Installation: trident park cardiff

Operator : Vridor
 Form Number:

Reporting of Continuously Monitored Emissions to Air for NOx mg/m3 at Emission Point A2 For the month of August 2021

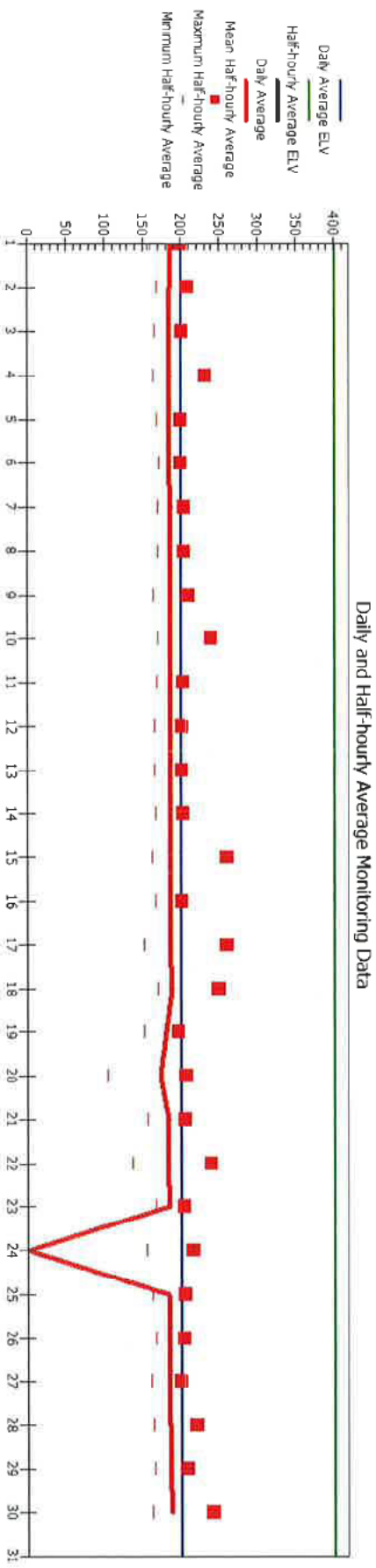


Monthly summary		Date	1	2	3	4	5	6	7	8	9	10	11	12	13	14	15	16	17	18	19	20	21	22	23	24	25	26	27	28	29	30	31	
Half-hourly average	Monthly maximum	Half-hourly average ELV	400	400	400	400	400	400	400	400	400	400	400	400	400	400	400	400	400	400	400	400	400	400	400	400	400	400	400	400	400	400	400	
	Monthly mean	Maximum Half-hourly average	200	204	199	212	201	203	195	199	202	272	233	242	236	197	203	212	195	199	191	266	257	197	195	203	199	195	200	197	197	200		
	Monthly minimum	Mean Half-hourly average	184	184	184	185	184	185	184	185	185	188	187	187	185	184	184	184	185	184	184	181	185	186	183	183	184	184	183	184	185	184	182	185
	Total Invalid results	Minimum Half-hourly average	157	168	168	168	169	168	171	165	163	165	168	150	154	172	167	168	171	170	164	171	165	164	162	167	174	168	170	172	168	161	170	
Daily average	No of invalid days	No of Invalid results	0	0	0	0	0	0	0	0	0	0	0	0	0	0	0	0	0	0	0	0	0	0	0	0	0	0	0	0	0	0	0	
	Sum of exceedances	No of exceedances of ELV	0	0	0	0	0	0	0	0	0	0	0	0	0	0	0	0	0	0	0	0	0	0	0	0	0	0	0	0	0	0	0	
	Value Valid?	Daily average ELV	200	200	200	200	200	200	200	200	200	200	200	200	200	200	200	200	200	200	200	200	200	200	200	200	200	200	200	200	200	200	200	
Sum of exceedances	Value Exceeds ELV?	Daily average	184	184	184	185	184	185	184	185	185	188	187	187	185	184	184	184	185	184	184	181	185	186	183	183	184	184	183	184	185	184	182	185
	Sum of exceedances	No of invalid days	0	0	0	0	0	0	0	0	0	0	0	0	0	0	0	0	0	0	0	0	0	0	0	0	0	0	0	0	0	0	0	0

Signed: [Redacted] Date: 7/10/21

(Authorised representative of the Operator)

Permit Reference Number : LP3030XA
 Installation: trident park cardiff
 Operator : Viridor
 Form Number:
Reporting of Continuously Monitored Emissions to Air for NOx mg/m³ at Emission Point A2 For the month of September 2021




Monthly summary		Date	1	2	3	4	5	6	7	8	9	10	11	12	13	14	15	16	17	18	19	20	21	22	23	24	25	26	27	28	29	30	31
Half-hourly average	Monthly maximum	Half-hourly average ELV	400	400	400	400	400	400	400	400	400	400	400	400	400	400	400	400	400	400	400	400	400	400	400	400	400	400	400	400	400	400	400
	Monthly mean	Maximum Half-hourly average	199	207	200	231	199	198	203	202	209	238	201	200	200	201	258	200	258	249	196	206	205	238	203	214	204	203	198	219	208	241	400
	Monthly minimum	Mean Half-hourly average	185	185	184	185	184	184	186	185	185	185	185	185	185	184	185	185	184	185	188	181	173	184	183	185	186	184	184	183	185	185	188
	Total Invalid results	Minimum Half-hourly average	156	169	166	164	170	172	170	170	165	170	170	166	166	168	163	167	151	171	151	105	158	136	167	154	164	168	161	164	166	163	400
	Sum of exceedances	No of Invalid results	0	0	0	0	0	0	0	0	0	0	0	0	0	0	0	0	0	0	0	0	0	0	0	0	0	0	0	0	0	0	0
	Sum of exceedances	No of exceedances of ELV	0	0	0	0	0	0	0	0	0	0	0	0	0	0	0	0	0	0	0	0	0	0	0	0	0	0	0	0	0	0	0
Daily average	Monthly maximum	Daily average ELV	200	200	200	200	200	200	200	200	200	200	200	200	200	200	200	200	200	200	200	200	200	200	200	200	200	200	200	200	200	200	200
	No of invalid days	Daily average	185	185	184	185	184	184	186	185	185	185	185	185	185	184	185	185	184	185	188	181	173	184	183	185	186	184	184	183	185	185	188
	Sum of exceedances	Value Valid?	Y	Y	Y	Y	Y	Y	Y	Y	Y	Y	Y	Y	Y	Y	Y	Y	Y	Y	Y	Y	Y	Y	Y	Y	Y	Y	Y	Y	Y	Y	
	Sum of exceedances	Value Exceeds ELV?	N	N	N	N	N	N	N	N	N	N	N	N	N	N	N	N	N	N	N	N	N	N	N	N	N	N	N	N	N	N	N

Signed: [Redacted] Date: 7/10/21
 (Authorised to sign as representative of the Operator)

Permit Reference Number : LP3030XA
 Installation: trident park cardiff
 Operator : Viridor
 Form Number:

Reporting of Continuously Monitored Emissions to Air for VOC mg/m3 at Emission Point A2 For the month of July 2021



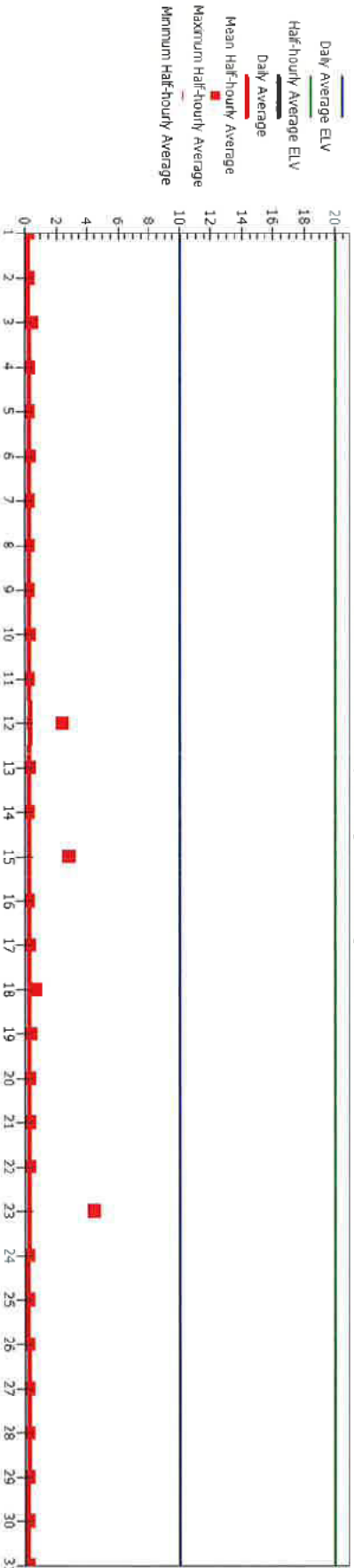
Monthly summary		Date	1	2	3	4	5	6	7	8	9	10	11	12	13	14	15	16	17	18	19	20	21	22	23	24	25	26	27	28	29	30	31			
Half-hourly average	Monthly maximum	Half-hourly average ELV	20	20	20	20	20	20	20	20	20	20	20	20	20	20	20	20	20	20	20	20	20	20	20	20	20	20	20	20	20	20	20	20		
	Monthly mean	Maximum Half-hourly average	0	0	0	0	0	0	0	0	0	0	0	0	0	0	0	0	0	0	0	0	0	0	0	0	0	0	0	0	0	0	0	0		
	Monthly minimum	Mean Half-hourly average	0	0	0	0	0	0	0	0	0	0	0	0	0	0	0	0	0	0	0	0	0	0	0	0	0	0	0	0	0	0	0	0		
	Total Invalid results	Minimum Half-hourly average	0	0	0	0	0	0	0	0	0	0	0	0	0	0	0	0	0	0	0	0	0	0	0	0	0	0	0	0	0	0	0	0		
	Sum of exceedances	No of Invalid results	0	0	0	0	0	0	0	0	0	0	0	0	0	0	0	0	0	0	0	0	0	0	0	0	0	0	0	0	0	0	0	0	0	
	Monthly maximum	No of exceedances of ELV	0	0	0	0	0	0	0	0	0	0	0	0	0	0	0	0	0	0	0	0	0	0	0	0	0	0	0	0	0	0	0	0	0	
	No of invalid days	Daily average ELV	10	10	10	10	10	10	10	10	10	10	10	10	10	10	10	10	10	10	10	10	10	10	10	10	10	10	10	10	10	10	10	10	10	
	Sum of exceedances	Daily average	0	0	0	0	0	0	0	0	0	0	0	0	0	0	0	0	0	0	0	0	0	0	0	0	0	0	0	0	0	0	0	0	0	0
		Value Valid?	Y	Y	Y	Y	Y	Y	Y	Y	Y	Y	Y	Y	Y	Y	Y	Y	Y	Y	Y	Y	Y	Y	Y	Y	Y	Y	Y	Y	Y	Y	Y	Y	Y	
		Value Exceeds ELV?	N	N	N	N	N	N	N	N	N	N	N	N	N	N	N	N	N	N	N	N	N	N	N	N	N	N	N	N	N	N	N	N	N	N

Date: 7/10/21

Signed: [Redacted]
 (Authorised to sign as representative of the Operator)

Permit Reference Number : LP3030XA
 Installation: trident park cardiff
 Operator : Viridor
 Form Number:
Reporting of Continuously Monitored Emissions to Air for VOC mg/m³ at Emission Point A2 For the month of August 2021

Daily and Half-hourly Average Monitoring Data



Monthly summary		Date	1	2	3	4	5	6	7	8	9	10	11	12	13	14	15	16	17	18	19	20	21	22	23	24	25	26	27	28	29	30	31
Half-hourly average	Monthly maximum	Half-hourly average ELV	20	20	20	20	20	20	20	20	20	20	20	20	20	20	20	20	20	20	20	20	20	20	20	20	20	20	20	20	20	20	20
	Monthly mean	Mean Half-hourly average	0	0	0	0	0	0	0	0	0	0	0	0	0	0	0	0	0	0	0	0	0	0	0	0	0	0	0	0	0	0	0
	Monthly minimum	Minimum Half-hourly average	0	0	0	0	0	0	0	0	0	0	0	0	0	0	0	0	0	0	0	0	0	0	0	0	0	0	0	0	0	0	0
	Total Invalid results	No of Invalid results	0	0	0	0	0	0	0	0	0	0	0	0	0	0	0	0	0	0	0	0	0	0	0	0	0	0	0	0	0	0	0
	Sum of exceedances	No of exceedances of ELV	0	0	0	0	0	0	0	0	0	0	0	0	0	0	0	0	0	0	0	0	0	0	0	0	0	0	0	0	0	0	0
Daily average	Monthly maximum	Daily average ELV	10	10	10	10	10	10	10	10	10	10	10	10	10	10	10	10	10	10	10	10	10	10	10	10	10	10	10	10	10	10	10
	No of Invalid days	Value Valid?	Y	Y	Y	Y	Y	Y	Y	Y	Y	Y	Y	Y	Y	Y	Y	Y	Y	Y	Y	Y	Y	Y	Y	Y	Y	Y	Y	Y	Y	Y	Y
	Sum of exceedances	Value Exceeds ELV?	N	N	N	N	N	N	N	N	N	N	N	N	N	N	N	N	N	N	N	N	N	N	N	N	N	N	N	N	N	N	N

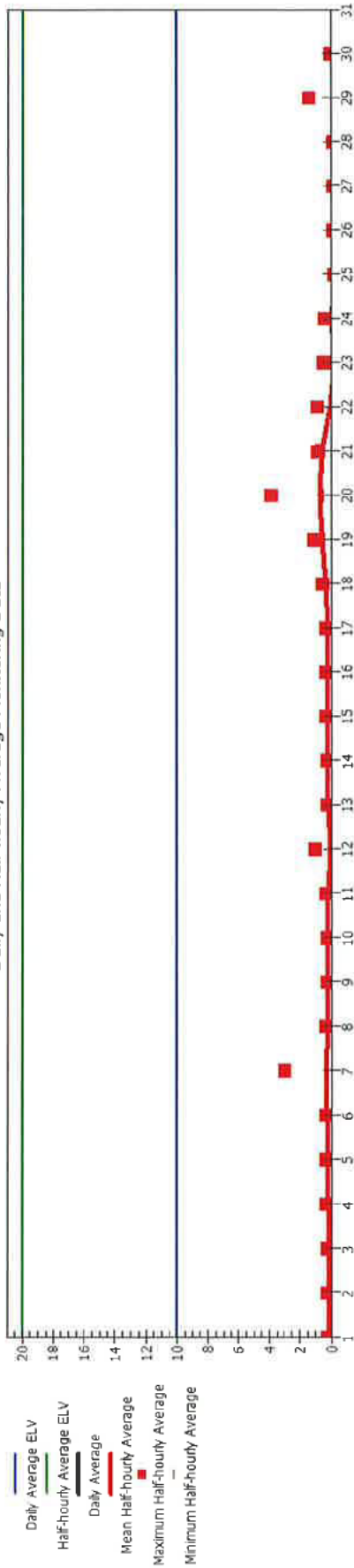
Signed: [Redacted] Date: 7/10/21
 (Authorised to sign as representative of the Operator)

Permit Reference Number : LP3030XA
 Installation: trident park cardiff

Operator : Vinidor
 Form Number:

Reporting of Continuously Monitored Emissions to Air for VOC mg/m3 at Emission Point A2 For the month of September 2021

Daily and Half-hourly Average Monitoring Data



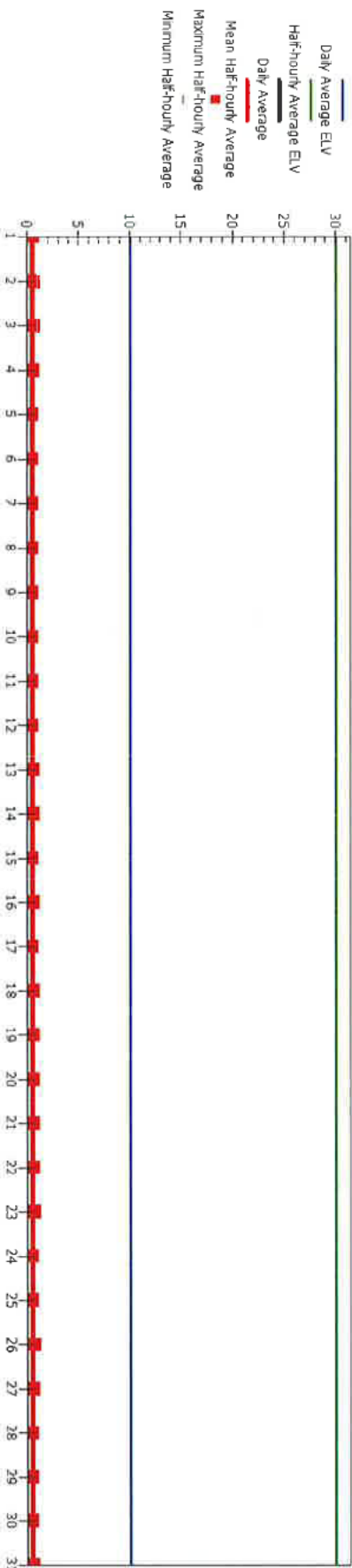
Monthly summary		Date	1	2	3	4	5	6	7	8	9	10	11	12	13	14	15	16	17	18	19	20	21	22	23	24	25	26	27	28	29	30	31	
Half-hourly average	Half-hourly average ELV		20	20	20	20	20	20	20	20	20	20	20	20	20	20	20	20	20	20	20	20	20	20	20	20	20	20	20	20	20	20	20	
	Monthly maximum	4	0	0	0	0	0	0	3	0	0	0	0	0	0	0	0	0	0	0	0	1	4	1	1	0	0	0	0	0	0	0	1	0
	Monthly mean	0	0	0	0	0	0	0	0	0	0	0	0	0	0	0	0	0	0	0	0	1	1	0	0	0	0	0	0	0	0	0	0	
	Monthly minimum	0	0	0	0	0	0	0	0	0	0	0	0	0	0	0	0	0	0	0	0	0	0	0	0	0	0	0	0	0	0	0	0	
Daily average	Total Invalid results	0	0	0	0	0	0	0	0	0	0	0	0	0	0	0	0	0	0	0	0	0	0	0	0	0	0	0	0	0	0	0	0	
	Sum of exceedances	0	0	0	0	0	0	0	0	0	0	0	0	0	0	0	0	0	0	0	0	0	0	0	0	0	0	0	0	0	0	0	0	
	Monthly maximum	1	10	10	10	10	10	10	10	10	10	10	10	10	10	10	10	10	10	10	10	10	10	10	10	10	10	10	10	10	10	10	10	
	No of invalid days	0	0	0	0	0	0	0	0	0	0	0	0	0	0	0	0	0	0	0	0	0	1	1	0	0	N/A	0	0	0	0	0	0	
Sum of exceedances ELV?	Value Valid?	0	Y	Y	Y	Y	Y	Y	Y	Y	Y	Y	Y	Y	Y	Y	Y	Y	Y	Y	Y	Y	Y	Y	Y	Y	Y	Y	Y	Y	Y	Y	Y	
	Value Exceeds ELV?	0	N	N	N	N	N	N	N	N	N	N	N	N	N	N	N	N	N	N	N	N	N	N	N	N	N	N	N	N	N	N	N	N

Signed: [Redacted] Date: 7/10/21

(Authorised representative of the Operator)

Permit Reference Number : LP3030XA
 Installation: trident park cardliff
 Operator : Viridor
 Form Number:
Reporting of Continuously Monitored Emissions to Air for Particulates mg/m³ at Emission Point A2 For the month of July 2021

Daily and Half-hourly Average Monitoring Data



Monthly summary		Date	1	2	3	4	5	6	7	8	9	10	11	12	13	14	15	16	17	18	19	20	21	22	23	24	25	26	27	28	29	30	31
Half-hourly average	Monthly maximum	Half-hourly average ELV	30	30	30	30	30	30	30	30	30	30	30	30	30	30	30	30	30	30	30	30	30	30	30	30	30	30	30	30	30	30	
	Monthly mean	Maximum Half-hourly average	0	1	0	0	0	0	0	0	0	0	0	0	0	0	0	0	0	0	0	0	0	0	0	0	0	0	0	0	0	0	
Daily average	Monthly minimum	Mean Half-hourly average	0	0	0	0	0	0	0	0	0	0	0	0	0	0	0	0	0	0	0	0	0	0	0	0	0	0	0	0	0	0	
	Total Invalid results	Minimum Half-hourly average	0	0	0	0	0	0	0	0	0	0	0	0	0	0	0	0	0	0	0	0	0	0	0	0	0	0	0	0	0	0	
Daily average	Sum of exceedances	No of Invalid results	0	0	0	0	0	0	0	0	0	0	0	0	0	0	0	0	0	0	0	0	0	0	0	0	0	0	0	0	0	0	
	Monthly maximum	No of exceedances of ELV	0	0	0	0	0	0	0	0	0	0	0	0	0	0	0	0	0	0	0	0	0	0	0	0	0	0	0	0	0	0	
Daily average	No of Invalid days	Daily average ELV	10	10	10	10	10	10	10	10	10	10	10	10	10	10	10	10	10	10	10	10	10	10	10	10	10	10	10	10	10	10	
	Sum of Invalid results	Daily average	0	0	0	0	0	0	0	0	0	0	0	0	0	0	0	0	0	0	0	0	0	0	0	0	0	0	0	0	0	0	
Daily average	Value Valid?	No of Invalid days	Y	Y	Y	Y	Y	Y	Y	Y	Y	Y	Y	Y	Y	Y	Y	Y	Y	Y	Y	Y	Y	Y	Y	Y	Y	Y	Y	Y	Y		
	Value Exceeds ELV?	Value Valid?	N	N	N	N	N	N	N	N	N	N	N	N	N	N	N	N	N	N	N	N	N	N	N	N	N	N	N	N	N	N	

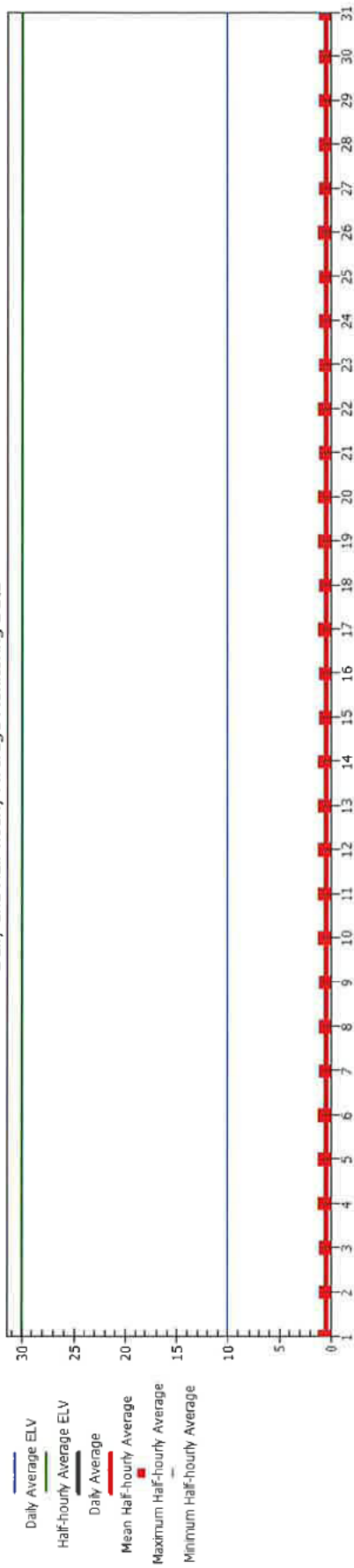
Signed: [Redacted] Date: 7/10/21
 (Authorised to sign as a representative of the Operator)

Permit Reference Number : LP3030XA
 Installation: trident park cardiff

Operator : Viridor
 Form Number:

Reporting of Continuously Monitored Emissions to Air for Particulates mg/m3 at Emission Point A2 For the month of August 2021

Daily and Half-hourly Average Monitoring Data



Monthly summary		Date	1	2	3	4	5	6	7	8	9	10	11	12	13	14	15	16	17	18	19	20	21	22	23	24	25	26	27	28	29	30	31	
Half-hourly average	Half-hourly average ELV		30	30	30	30	30	30	30	30	30	30	30	30	30	30	30	30	30	30	30	30	30	30	30	30	30	30	30	30	30	30	30	
	Monthly maximum	1	0	0	0	0	0	0	0	0	0	0	0	0	0	0	0	0	0	0	0	0	0	0	0	0	0	0	0	0	0	0	0	
	Monthly mean	0	0	0	0	0	0	0	0	0	0	0	0	0	0	0	0	0	0	0	0	0	0	0	0	0	0	0	0	0	0	0	0	
	Monthly minimum	0	0	0	0	0	0	0	0	0	0	0	0	0	0	0	0	0	0	0	0	0	0	0	0	0	0	0	0	0	0	0	0	0
	Total Invalid results	0	0	0	0	0	0	0	0	0	0	0	0	0	0	0	0	0	0	0	0	0	0	0	0	0	0	0	0	0	0	0	0	0
Daily average	Sum of exceedances	0	0	0	0	0	0	0	0	0	0	0	0	0	0	0	0	0	0	0	0	0	0	0	0	0	0	0	0	0	0	0	0	
	Daily average ELV		10	10	10	10	10	10	10	10	10	10	10	10	10	10	10	10	10	10	10	10	10	10	10	10	10	10	10	10	10	10	10	
	Monthly maximum	0	0	0	0	0	0	0	0	0	0	0	0	0	0	0	0	0	0	0	0	0	0	0	0	0	0	0	0	0	0	0	0	0
	No of invalid days	0	Y	Y	Y	Y	Y	Y	Y	Y	Y	Y	Y	Y	Y	Y	Y	Y	Y	Y	Y	Y	Y	Y	Y	Y	Y	Y	Y	Y	Y	Y	Y	
	Sum of exceedances	0	N	N	N	N	N	N	N	N	N	N	N	N	N	N	N	N	N	N	N	N	N	N	N	N	N	N	N	N	N	N	N	N

Signed: [Redacted] Date: 7/10/21

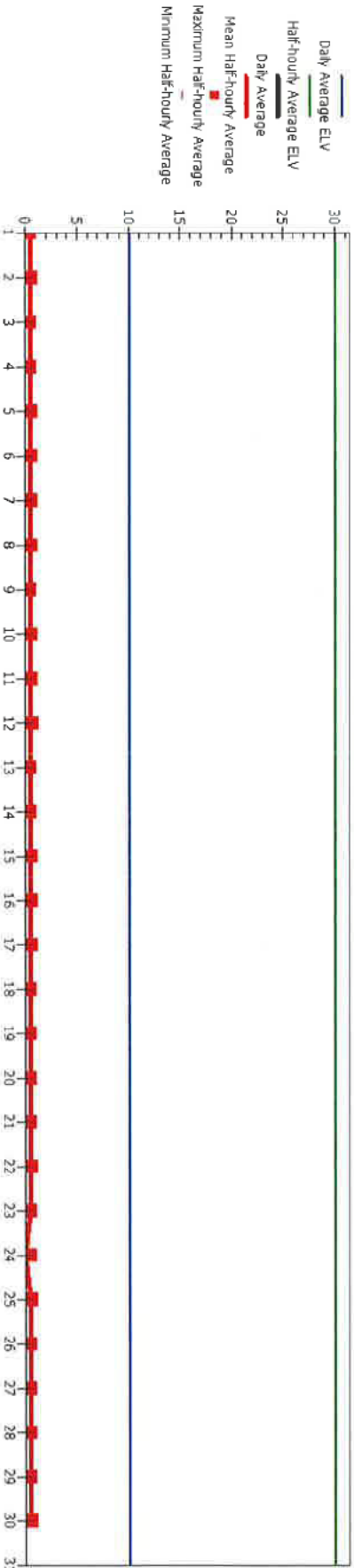
(Authorised representative of the Operator)

Permit Reference Number : LP3030XA

Operator : Viridor

Installation: Trident Park, Cardiff
Reporting of Particulates mg/m³ at Emission Point A2 For the month of September 2021

Daily and Half-hourly Average Monitoring Data



Monthly summary		Date	1	2	3	4	5	6	7	8	9	10	11	12	13	14	15	16	17	18	19	20	21	22	23	24	25	26	27	28	29	30	31
Half-hourly average	Monthly maximum	Half-hourly average ELV	30	30	30	30	30	30	30	30	30	30	30	30	30	30	30	30	30	30	30	30	30	30	30	30	30	30	30	30	30	30	30
	Monthly mean	Maximum Half-hourly average	0	0	0	0	0	0	1	0	0	0	0	0	0	0	0	0	0	0	0	0	0	0	0	0	0	0	0	0	0	0	1
Daily average	Monthly minimum	Mean Half-hourly average	0	0	0	0	0	0	0	0	0	0	0	0	0	0	0	0	0	0	0	0	0	0	0	0	0	0	0	0	0	0	
	Total Invalid results	Minimum Half-hourly average	0	0	0	0	0	0	0	0	0	0	0	0	0	0	0	0	0	0	0	0	0	0	0	0	0	0	0	0	0	0	
Daily	Sum of exceedances	No of Invalid results	0	0	0	0	0	0	0	0	0	0	0	0	0	0	0	0	0	0	0	0	0	0	0	0	0	0	0	0	0	0	
	No of Invalid days	Sum of exceedances of ELV	0	0	0	0	0	0	0	0	0	0	0	0	0	0	0	0	0	0	0	0	0	0	0	0	0	0	0	0	0	0	
average	Sum of exceedances	Daily average ELV	10	10	10	10	10	10	10	10	10	10	10	10	10	10	10	10	10	10	10	10	10	10	10	10	10	10	10	10	10	10	
	Value Exceeds ELV?	Daily average	0	0	0	0	0	0	0	0	0	0	0	0	0	0	0	0	0	0	0	0	0	0	0	0	0	0	0	0	0	0	
average	Sum of Invalid days	Value Valid?	Y	Y	Y	Y	Y	Y	Y	Y	Y	Y	Y	Y	Y	Y	Y	Y	Y	Y	Y	Y	Y	Y	Y	Y	Y	Y	Y	Y	Y		
	Sum of exceedances	Value Exceeds ELV?	N	N	N	N	N	N	N	N	N	N	N	N	N	N	N	N	N	N	N	N	N	N	N	N	N	N	N	N	N	N	

Signed:
 (Authorised representative of the Operator)

Date: 7/10/21