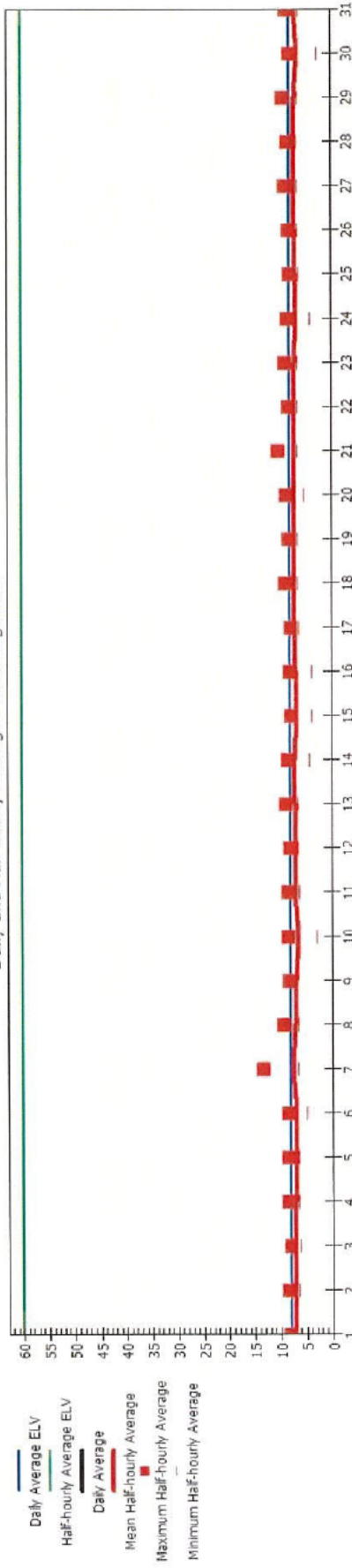


Permit Reference Number : LP3030XA
 Installation: trident park cardiff

Operator : Vnidor
 Form Number:

Reporting of Continuously Monitored Emissions to Air for HCl mg/m3 at Emission Point A1 For the month of January 2025

Daily and Half-hourly Average Monitoring Data



Monthly summary		Date	1	2	3	4	5	6	7	8	9	10	11	12	13	14	15	16	17	18	19	20	21	22	23	24	25	26	27	28	29	30	31
Half-hourly average	Half-hourly average ELV		60	60	60	60	60	60	60	60	60	60	60	60	60	60	60	60	60	60	60	60	60	60	60	60	60	60	60	60	60	60	60
	Monthly maximum	13	8	9	8	8	8	8	13	9	8	8	8	8	8	8	8	8	8	8	8	9	10	8	9	9	8	8	9	8	8	9	
	Monthly mean	7	7	7	7	7	7	7	7	7	7	6	7	7	7	7	7	7	7	7	7	7	7	7	7	7	7	7	7	7	7	7	
	Monthly minimum	3	6	6	6	6	6	6	6	6	6	6	6	6	6	6	6	6	6	6	6	6	6	6	6	6	6	6	6	6	6	6	6
	Total Invalid results	0	0	0	0	0	0	0	0	0	0	0	0	0	0	0	0	0	0	0	0	0	0	0	0	0	0	0	0	0	0	0	0
Daily average	Sum of exceedances of ELV	0	0	0	0	0	0	0	0	0	0	0	0	0	0	0	0	0	0	0	0	0	0	0	0	0	0	0	0	0	0	0	0
	Daily average ELV		8	8	8	8	8	8	8	8	8	8	8	8	8	8	8	8	8	8	8	8	8	8	8	8	8	8	8	8	8	8	8
	Monthly maximum	7	7	7	7	7	7	7	7	7	7	6	7	7	7	7	7	7	7	7	7	7	7	7	7	7	7	7	7	7	7	7	7
	No of invalid days	0	Y	Y	Y	Y	Y	Y	Y	Y	Y	Y	Y	Y	Y	Y	Y	Y	Y	Y	Y	Y	Y	Y	Y	Y	Y	Y	Y	Y	Y	Y	Y
	Sum of exceedances	0	N	N	N	N	N	N	N	N	N	N	N	N	N	N	N	N	N	N	N	N	N	N	N	N	N	N	N	N	N	N	N

Signed [Redacted] Date: 24/4/2025

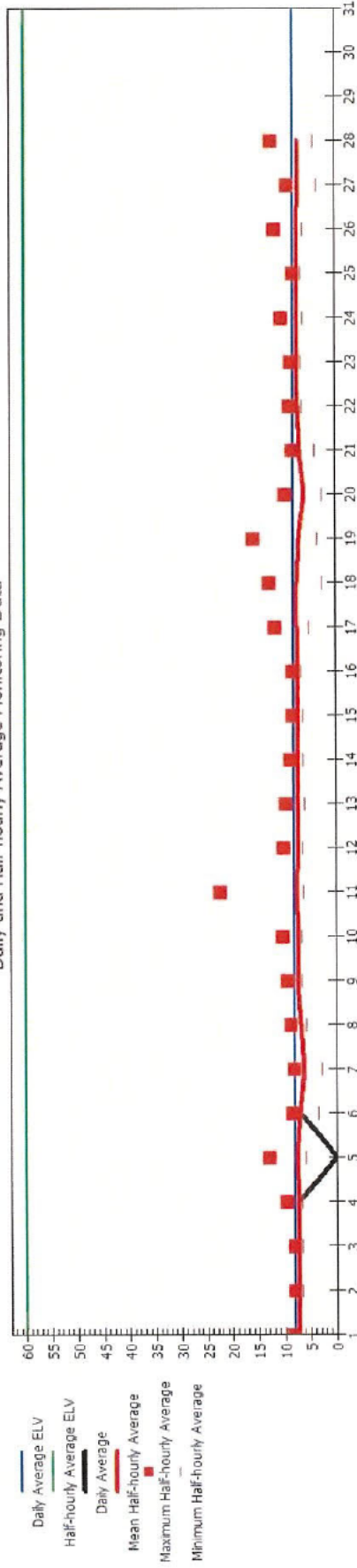
(Authorised to sign as a representative of the Operator)

Permit Reference Number : LP3030XA
 Installation: trident park cardiff

Operator : Vindor
 Form Number:

Reporting of Continuously Monitored Emissions to Air for HCl mg/m3 at Emission Point A1 For the month of February 2025

Daily and Half-hourly Average Monitoring Data



Monthly summary		Date	1	2	3	4	5	6	7	8	9	10	11	12	13	14	15	16	17	18	19	20	21	22	23	24	25	26	27	28	29	30	31	
Half-hourly average	Half-hourly average ELV		60	60	60	60	60	60	60	60	60	60	60	60	60	60	60	60	60	60	60	60	60	60	60	60	60	60	60	60	60	60	60	
	Monthly maximum	22	8	8	9	13	8	9	10	22	10	9	8	11	13	16	10	8	9	8	10	8	9	8	10	8	12	9	12					
	Monthly mean	7	7	7	7	8	7	6	7	7	7	7	7	7	7	7	7	7	7	7	7	6	7	7	7	7	7	7	7	7	7	7	7	
	Monthly minimum	3	6	6	6	6	3	6	6	6	6	6	6	6	6	6	6	6	6	5	3	3	4	6	6	6	6	6	3	4				
	Total Invalid results	0	0	0	0	0	0	0	0	0	0	0	0	0	0	0	0	0	0	0	0	0	0	0	0	0	0	0	0	0	0	0	0	0
Daily average	Sum of exceedances	0	0	0	0	0	0	0	0	0	0	0	0	0	0	0	0	0	0	0	0	0	0	0	0	0	0	0	0	0	0	0	0	0
	Daily average ELV		8	8	8	8	8	8	8	8	8	8	8	8	8	8	8	8	8	8	8	8	8	8	8	8	8	8	8	8	8	8	8	8
	Monthly maximum	7	7	7	7	N/A	7	6	7	7	7	7	7	7	7	7	7	7	7	7	7	6	7	7	7	7	7	7	7	7	7	7	7	7
	No of invalid days	0	Y	Y	Y	Y	Y	Y	Y	Y	Y	Y	Y	Y	Y	Y	Y	Y	Y	Y	Y	Y	Y	Y	Y	Y	Y	Y	Y	Y	Y	Y	Y	Y
	Sum of exceedances	0	N	N	N	N	N	N	N	N	N	N	N	N	N	N	N	N	N	N	N	N	N	N	N	N	N	N	N	N	N	N	N	N

Signed: [Redacted] Date: 24/4/2025

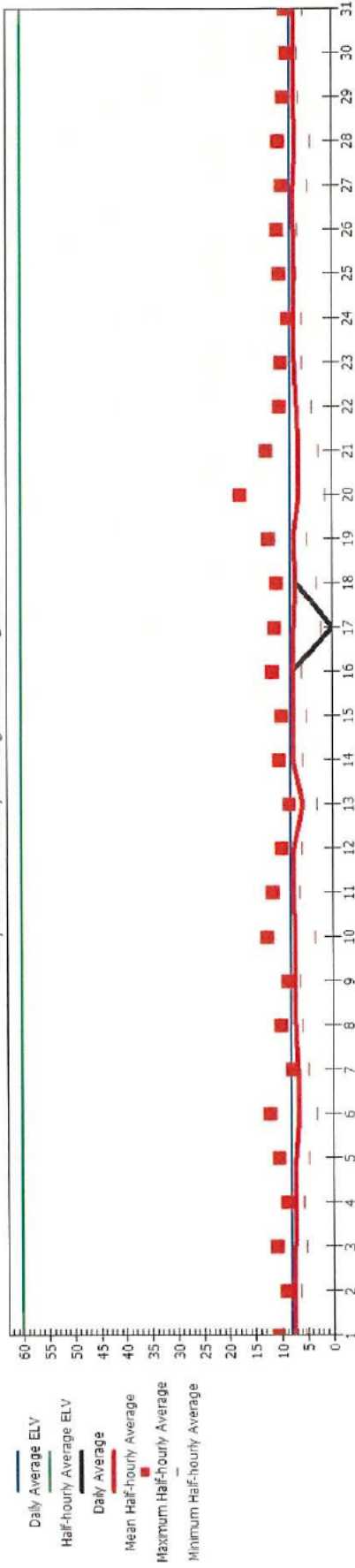
(Authorised to sign as a representative of the Operator)

Permit Reference Number : LP3030XA
 Installation: trident park cardiff

Operator : Vindor
 Form Number:

Reporting of Continuously Monitored Emissions to Air for HCl mg/m3 at Emission Point A1 For the month of March 2025

Daily and Half-hourly Average Monitoring Data



Monthly summary		Date	1	2	3	4	5	6	7	8	9	10	11	12	13	14	15	16	17	18	19	20	21	22	23	24	25	26	27	28	29	30	31
Half-hourly average	Half-hourly average ELV		60	60	60	60	60	60	60	60	60	60	60	60	60	60	60	60	60	60	60	60	60	60	60	60	60	60	60	60	60	60	60
	Monthly maximum	18	11	9	11	9	10	12	8	10	9	13	12	10	8	10	10	12	11	11	12	18	13	10	10	8	10	10	10	10	9	9	
	Monthly mean	7	7	7	7	7	6	7	7	6	7	7	7	6	8	7	8	7	8	7	7	7	6	7	7	7	7	7	7	7	7	7	
	Monthly minimum	1	5	6	5	6	5	3	5	6	3	6	6	3	6	5	6	2	3	5	1	2	4	6	6	7	5	4	6	6	5		
	Total Invalid results	0	0	0	0	0	0	0	0	0	0	0	0	0	0	0	0	0	0	0	0	0	0	0	0	0	0	0	0	0	0	0	0
Daily average	Sum of exceedances of ELV	0	0	0	0	0	0	0	0	0	0	0	0	0	0	0	0	0	0	0	0	0	0	0	0	0	0	0	0	0	0	0	
	Daily average ELV	8	8	8	8	8	8	8	8	8	8	8	8	8	8	8	8	8	8	8	8	8	8	8	8	8	8	8	8	8	8	8	
	Monthly maximum	8	7	7	7	7	6	7	7	7	7	7	7	7	6	8	7	8	N/A	7	6	6	7	7	7	7	7	7	7	7	7	7	
	No of invalid days	0	Y	Y	Y	Y	Y	Y	Y	Y	Y	Y	Y	Y	Y	Y	Y	Y	Y	Y	Y	Y	Y	Y	Y	Y	Y	Y	Y	Y	Y	Y	
	Sum of exceedances	0	N	N	N	N	N	N	N	N	N	N	N	N	N	N	N	N	N	N	N	N	N	N	N	N	N	N	N	N	N	N	N

Signed: [Redacted] Date: 24/4/2025

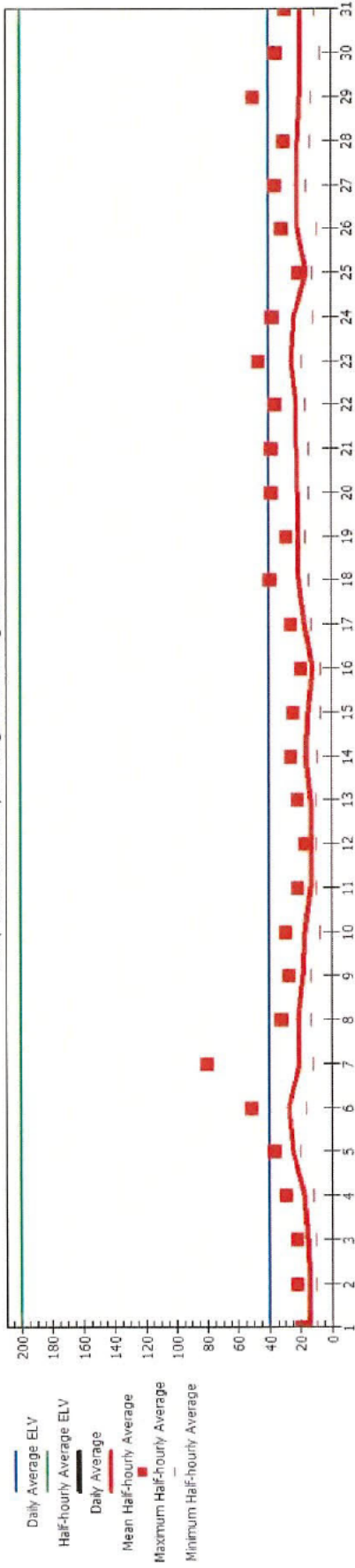
(Authorised to sign as a representative of the Operator)

Permit Reference Number : LP3030XA
 Installation: trident park cardiff

Operator : Vnidor
 Form Number:

Reporting of Continuously Monitored Emissions to Air for SO2 mg/m3 at Emission Point A1 For the month of January 2025

Daily and Half-hourly Average Monitoring Data



Monthly summary		Date	1	2	3	4	5	6	7	8	9	10	11	12	13	14	15	16	17	18	19	20	21	22	23	24	25	26	27	28	29	30	31	
Half-hourly average	Half-hourly average ELV		200	200	200	200	200	200	200	200	200	200	200	200	200	200	200	200	200	200	200	200	200	200	200	200	200	200	200	200	200	200	200	200
	Monthly maximum	80	19	23	22	30	37	52	80	33	27	30	21	17	22	26	24	19	26	39	29	39	36	46	37	21	32	36	30	50	36	30		
	Monthly mean	19	14	14	16	18	25	28	21	21	18	17	13	13	14	17	15	12	18	21	21	22	22	26	24	16	22	22	21	20	19	19		
	Monthly minimum	7	10	11	11	12	20	16	12	14	14	7	10	10	10	9	7	13	14	16	14	14	17	19	12	12	9	16	14	12	7	11		
Daily average	Total Invalid results	0	0	0	0	0	0	0	0	0	0	0	0	0	0	0	0	0	0	0	0	0	0	0	0	0	0	0	0	0	0	0	0	
	Sum of exceedances	0	0	0	0	0	0	0	0	0	0	0	0	0	0	0	0	0	0	0	0	0	0	0	0	0	0	0	0	0	0	0	0	
	Daily average ELV		40	40	40	40	40	40	40	40	40	40	40	40	40	40	40	40	40	40	40	40	40	40	40	40	40	40	40	40	40	40	40	
	Daily average	28	14	14	16	18	25	28	21	21	18	17	13	13	14	17	15	12	18	21	21	22	22	26	24	16	22	22	21	20	19	19		
Value Valid?	Value Valid?	0	Y	Y	Y	Y	Y	Y	Y	Y	Y	Y	Y	Y	Y	Y	Y	Y	Y	Y	Y	Y	Y	Y	Y	Y	Y	Y	Y	Y	Y	Y	Y	
	Value Exceeds ELV?	0	N	N	N	N	N	N	N	N	N	N	N	N	N	N	N	N	N	N	N	N	N	N	N	N	N	N	N	N	N	N	N	N

Signed: [Redacted] Date: 24/4/2025

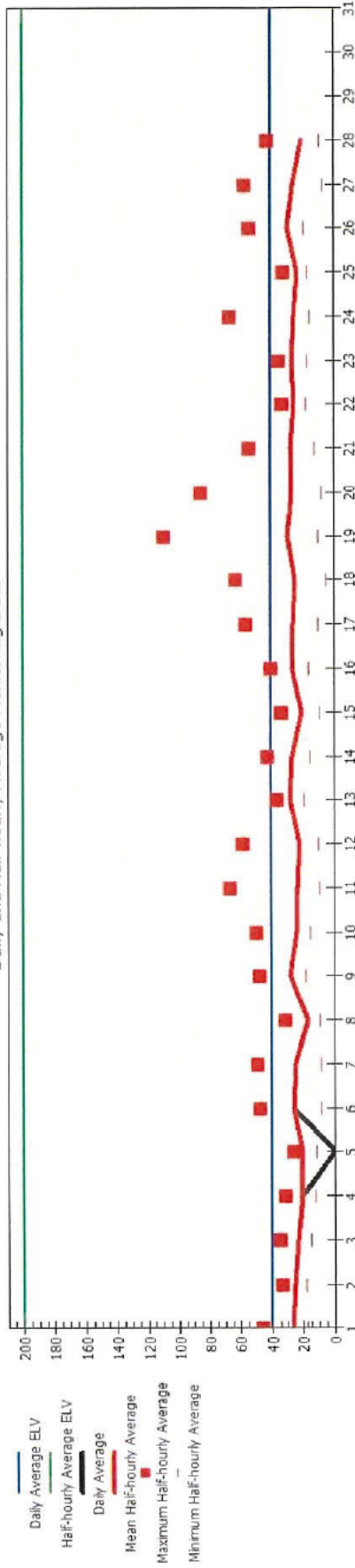
(Authorised to sign as a representative of the Operator)

Permit Reference Number : LP3030XA
 Installation: trident park cardiff

Operator : Viridor
 Form Number:

Reporting of Continuously Monitored Emissions to Air for SO2 mg/m3 at Emission Point A1 For the month of February 2025

Daily and Half-hourly Average Monitoring Data



Monthly summary		Date	1	2	3	4	5	6	7	8	9	10	11	12	13	14	15	16	17	18	19	20	21	22	23	24	25	26	27	28	29	30	31
Half-hourly average	Half-hourly average ELV		200	200	200	200	200	200	200	200	200	200	200	200	200	200	200	200	200	200	200	200	200	200	200	200	200	200	200	200	200	200	200
	Monthly maximum	110	46	33	34	31	26	47	49	31	48	49	67	58	36	42	33	40	56	62	110	85	54	33	35	66	32	54	57	42			
	Monthly mean	25	27	25	23	20	20	26	24	16	28	24	23	22	28	27	20	27	26	25	29	26	27	25	27	25	23	30	26	20			
	Monthly minimum	5	17	18	15	12	11	8	9	18	15	9	10	19	15	9	15	10	5	10	8	12	17	16	15	16	19	7	9				
Daily average	Total Invalid results	0	0	0	0	0	0	0	0	0	0	0	0	0	0	0	0	0	0	0	0	0	0	0	0	0	0	0	0	0	0	0	
	Sum of exceedances	0	0	0	0	0	0	0	0	0	0	0	0	0	0	0	0	0	0	0	0	0	0	0	0	0	0	0	0	0	0	0	
	Monthly maximum	30	40	40	40	40	40	40	40	40	40	40	40	40	40	40	40	40	40	40	40	40	40	40	40	40	40	40	40	40	40	40	
	No of invalid days	0	27	25	23	20	N/A	26	24	16	28	24	23	22	28	27	20	27	26	25	29	26	27	25	27	25	23	30	26	20			
Sum of exceedances	Value Valid?		Y	Y	Y	Y	Y	Y	Y	Y	Y	Y	Y	Y	Y	Y	Y	Y	Y	Y	Y	Y	Y	Y	Y	Y	Y	Y	Y	Y	Y	Y	
	Value Exceeds ELV?		N	N	N	N	N	N	N	N	N	N	N	N	N	N	N	N	N	N	N	N	N	N	N	N	N	N	N	N	N	N	N

Signed: [Redacted] Date: 24/4/2025

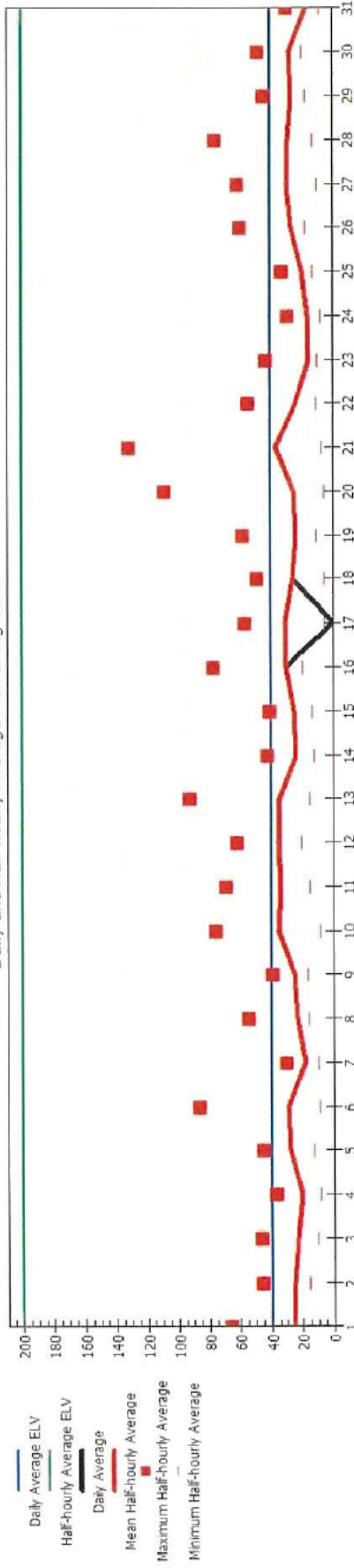
(Authorised to sign as a representative of the Operator)

Permit Reference Number : LP3030XA
 Installation: trident park cardiff

Operator : Vnidor
 Form Number:

Reporting of Continuously Monitored Emissions to Air for SO2 mg/m3 at Emission Point A1 For the month of March 2025

Daily and Half-hourly Average Monitoring Data



Monthly summary		Date	1	2	3	4	5	6	7	8	9	10	11	12	13	14	15	16	17	18	19	20	21	22	23	24	25	26	27	28	29	30	31
Half-hourly average	Half-hourly average ELV	200	200	200	200	200	200	200	200	200	200	200	200	200	200	200	200	200	200	200	200	200	200	200	200	200	200	200	200	200	200	200	200
	Monthly maximum	131	66	46	47	37	45	86	30	55	39	76	69	62	92	42	41	77	57	48	58	109	131	54	42	29	33	60	61	76	44	48	29
	Monthly mean	26	26	23	20	28	29	18	23	26	36	34	35	35	35	24	25	30	31	26	24	25	37	24	15	16	19	27	30	29	27	28	17
	Monthly minimum	5	9	15	11	9	13	9	10	16	17	8	15	20	15	12	14	19	5	6	11	5	7	11	10	7	13	17	10	13	17	19	8
	Total Invalid results	0	0	0	0	0	0	0	0	0	0	0	0	0	0	0	0	0	0	0	0	0	0	0	0	0	0	0	0	0	0	0	0
Daily average	Sum of exceedances	0	0	0	0	0	0	0	0	0	0	0	0	0	0	0	0	0	0	0	0	0	0	0	0	0	0	0	0	0	0	0	0
	Daily average ELV	40	40	40	40	40	40	40	40	40	40	40	40	40	40	40	40	40	40	40	40	40	40	40	40	40	40	40	40	40	40	40	40
	Daily maximum	37	25	26	23	20	28	29	18	23	26	36	34	35	35	24	25	30	N/A	26	24	25	37	24	15	16	19	27	30	29	27	28	17
	No of invalid days	0	Y	Y	Y	Y	Y	Y	Y	Y	Y	Y	Y	Y	Y	Y	Y	Y	Y	Y	Y	Y	Y	Y	Y	Y	Y	Y	Y	Y	Y	Y	Y
	Sum of exceedances	0	N	N	N	N	N	N	N	N	N	N	N	N	N	N	N	N	N	N	N	N	N	N	N	N	N	N	N	N	N	N	N

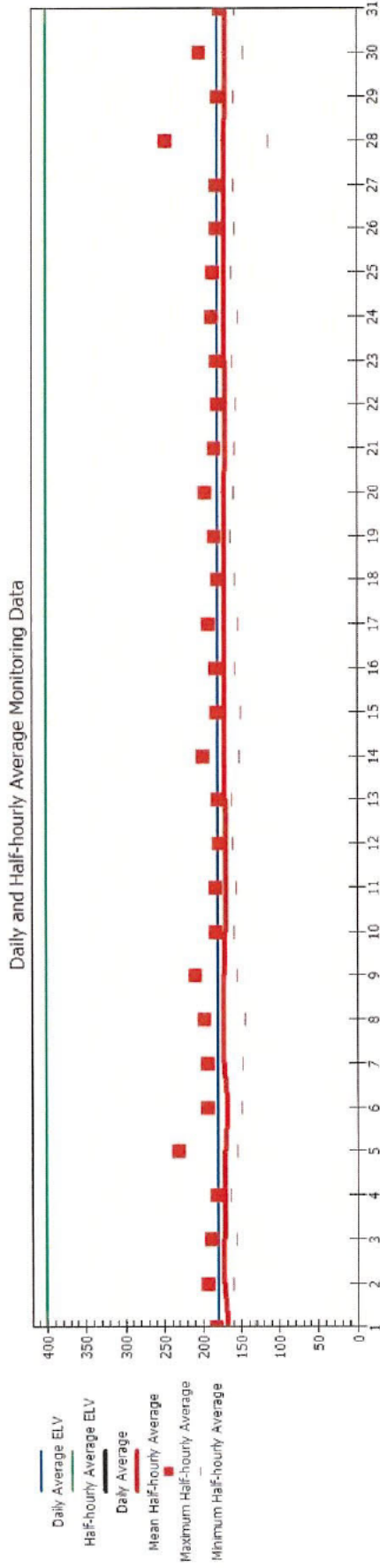
Signed: [Redacted] Date: 24/4/2025

(Authorised to sign as a representative of the Operator)

Permit Reference Number : LP3030XA
 Installation: trident park cardiff

Operator : Viridor
 Form Number:

Reporting of Continuously Monitored Emissions to Air for NOx mg/m3 at Emission Point A1 For the month of January 2025



Monthly summary		Date	1	2	3	4	5	6	7	8	9	10	11	12	13	14	15	16	17	18	19	20	21	22	23	24	25	26	27	28	29	30	31	
Half-hourly average	Half-hourly average ELV		400	400	400	400	400	400	400	400	400	400	400	400	400	400	400	400	400	400	400	400	400	400	400	400	400	400	400	400	400	400	400	400
	Monthly maximum	247	183	192	189	181	231	193	193	197	208	182	182	177	179	199	181	182	191	180	184	195	183	179	180	187	185	180	181	247	180	202	177	
	Monthly mean	170	168	172	171	171	170	168	173	172	172	170	169	170	170	170	170	170	170	171	170	170	171	170	170	170	171	170	170	171	172	170	170	169
	Monthly minimum	113	133	160	156	163	154	149	147	145	154	158	156	160	162	151	150	157	152	158	164	159	157	157	161	153	162	157	159	113	158	145	157	
Daily average	Total Invalid results	0	0	0	0	0	0	0	0	0	0	0	0	0	0	0	0	0	0	0	0	0	0	0	0	0	0	0	0	0	0	0	0	
	Sum of exceedances	0	0	0	0	0	0	0	0	0	0	0	0	0	0	0	0	0	0	0	0	0	0	0	0	0	0	0	0	0	0	0	0	
	Daily average ELV	180	180	180	180	180	180	180	180	180	180	180	180	180	180	180	180	180	180	180	180	180	180	180	180	180	180	180	180	180	180	180	180	
	Daily maximum	173	168	172	171	171	170	168	173	172	172	170	169	170	170	170	170	170	171	170	170	171	170	170	170	171	170	170	171	172	170	170	169	
No of invalid days	Value Valid?	0	Y	Y	Y	Y	Y	Y	Y	Y	Y	Y	Y	Y	Y	Y	Y	Y	Y	Y	Y	Y	Y	Y	Y	Y	Y	Y	Y	Y	Y	Y	Y	
	Value Exceeds ELV?	0	N	N	N	N	N	N	N	N	N	N	N	N	N	N	N	N	N	N	N	N	N	N	N	N	N	N	N	N	N	N	N	

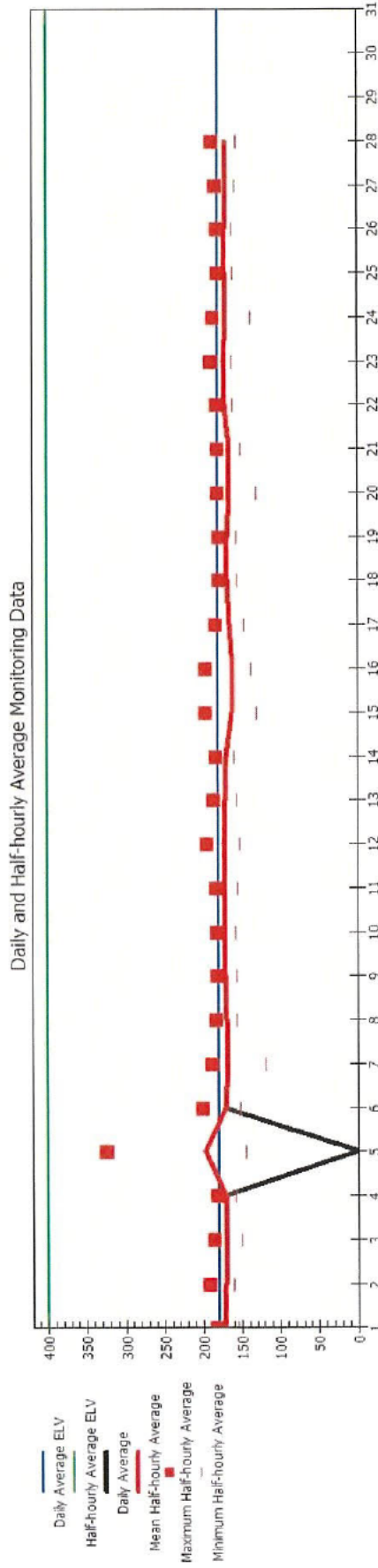
Signed: [Redacted] Date: 24/1/2025

(Authorised to sign as a representative of the Operator)

Permit Reference Number : LP3030XA
 Installation: trident park cardiff

Operator : Viridor
 Form Number:

Reporting of Continuously Monitored Emissions to Air for NOx mg/m3 at Emission Point A1 For the month of February 2025



Monthly summary		Date	1	2	3	4	5	6	7	8	9	10	11	12	13	14	15	16	17	18	19	20	21	22	23	24	25	26	27	28	29	30	31	
Half-hourly average	Half-hourly average ELV		400	400	400	400	400	400	400	400	400	400	400	400	400	400	400	400	400	400	400	400	400	400	400	400	400	400	400	400	400	400	400	
	Monthly maximum	324	182	191	185	181	324	199	188	183	181	180	183	194	185	182	195	196	182	178	178	179	179	181	189	185	179	180	183	186				
	Monthly mean	170	171	170	170	170	171	167	170	170	170	170	170	172	171	169	161	160	165	168	168	164	165	170	171	169	170	171	169	170				
	Monthly minimum	118	155	160	150	157	144	152	118	155	156	158	155	152	155	158	129	137	146	155	155	129	150	160	162	137	161	162	157	156				
	Total Invalid results	0	0	0	0	0	0	0	0	0	0	0	0	0	0	0	0	0	0	0	0	0	0	0	0	0	0	0	0	0	0	0	0	0
Daily average	Sum of exceedances	0	0	0	0	0	0	0	0	0	0	0	0	0	0	0	0	0	0	0	0	0	0	0	0	0	0	0	0	0	0	0	0	
	Daily average ELV		180	160	180	180	180	180	180	180	180	180	180	180	180	180	180	180	180	180	180	180	180	180	180	180	180	180	180	180	180	180	180	180
	Daily average	172	170	171	170	170	N/A	171	167	170	170	170	170	172	171	169	161	160	165	168	168	164	165	170	171	169	170	171	169	170				
	No of invalid days	0	Y	Y	Y	Y	Y	Y	Y	Y	Y	Y	Y	Y	Y	Y	Y	Y	Y	Y	Y	Y	Y	Y	Y	Y	Y	Y	Y	Y	Y	Y	Y	
	Sum of exceedances	0	N	N	N	N	N	N	N	N	N	N	N	N	N	N	N	N	N	N	N	N	N	N	N	N	N	N	N	N	N	N	N	N

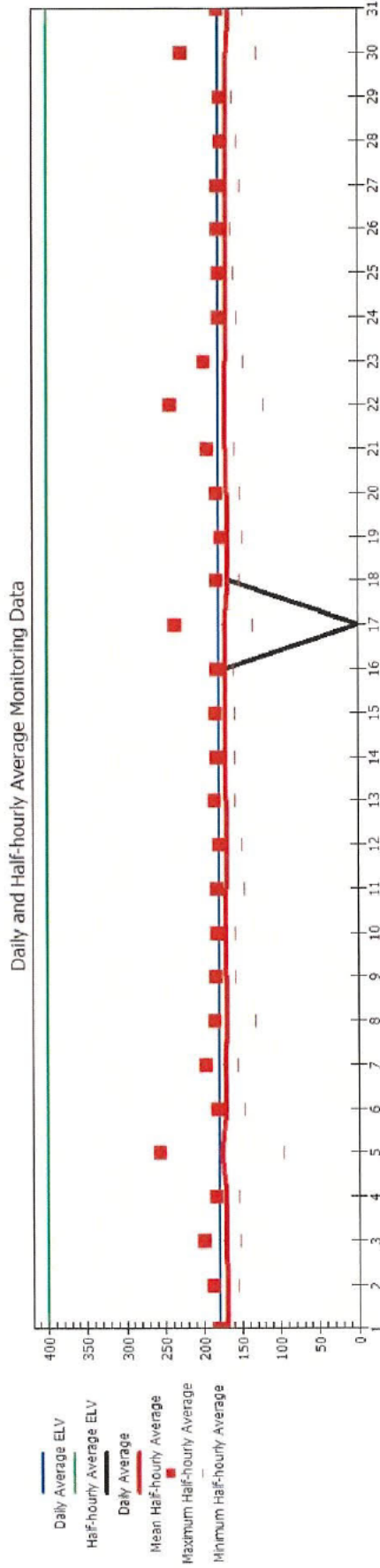
Signed: [Redacted] Date: 24/4/2025

(Authorised to sign as a representative of the Operator)

Permit Reference Number : LP3030XA
 Installation: trident park cardiff

Operator : Viridor
 Form Number:

Reporting of Continuously Monitored Emissions to Air for NOx mg/m3 at Emission Point A1 For the month of March 2025



Monthly summary		Date	1	2	3	4	5	6	7	8	9	10	11	12	13	14	15	16	17	18	19	20	21	22	23	24	25	26	27	28	29	30	31	
Half-hourly average	Half-hourly average ELV		400	400	400	400	400	400	400	400	400	400	400	400	400	400	400	400	400	400	400	400	400	400	400	400	400	400	400	400	400	400	400	400
	Monthly maximum	257	181	188	199	184	257	182	197	185	184	182	182	179	185	182	184	182	236	182	177	182	195	242	199	179	179	181	181	177	178	227	181	
	Monthly mean	170	169	172	171	176	170	171	169	170	171	169	170	170	168	170	171	171	172	168	168	169	170	170	169	169	170	170	169	170	169	170	169	166
	Monthly minimum	96	162	156	153	154	96	147	157	133	158	159	148	150	159	159	159	159	160	136	152	149	151	159	120	147	156	160	163	151	156	161	130	148
Daily average	Total Invalid results	0	0	0	0	0	0	0	0	0	0	0	0	0	0	0	0	0	0	0	0	0	0	0	0	0	0	0	0	0	0	0	0	
	Sum of exceedances	0	0	0	0	0	0	0	0	0	0	0	0	0	0	0	0	0	0	0	0	0	0	0	0	0	0	0	0	0	0	0	0	0
	Monthly maximum	176	180	180	180	180	180	180	180	180	180	180	180	180	180	180	180	180	180	180	180	180	180	180	180	180	180	180	180	180	180	180	180	180
	No of invalid days	0	Y	Y	Y	Y	Y	Y	Y	Y	Y	Y	Y	Y	Y	Y	Y	Y	Y	Y	Y	Y	Y	Y	Y	Y	Y	Y	Y	Y	Y	Y	Y	
Sum of exceedances	0	N	N	N	N	N	N	N	N	N	N	N	N	N	N	N	N	N	N	N	N	N	N	N	N	N	N	N	N	N	N	N	N	


Signed: [Redacted] Date: 24/4/2025
 (Authorised to sign as a representative of the Operator)

Permit Reference Number : LP3030XA
 Installation: trident park cardiff

Operator : Vindor
 Form Number:

Reporting of Continuously Monitored Emissions to Air for VOC mg/m3 at Emission Point A1 For the month of January 2025

Daily and Half-hourly Average Monitoring Data



Monthly summary		Date	1	2	3	4	5	6	7	8	9	10	11	12	13	14	15	16	17	18	19	20	21	22	23	24	25	26	27	28	29	30	31	
Half-hourly average	Half-hourly average ELV		20	20	20	20	20	20	20	20	20	20	20	20	20	20	20	20	20	20	20	20	20	20	20	20	20	20	20	20	20	20	20	20
	Monthly maximum	5	1	1	1	3	1	5	3	0	1	0	1	0	4	2	0	0	1	3	2	1	1	1	0	1	0	3	1	1	0	1	0	
	Monthly mean	0	1	1	1	1	1	1	1	0	0	0	0	0	0	0	0	0	0	0	0	0	0	0	0	0	0	0	0	0	0	0	0	
	Monthly minimum	0	1	1	0	0	0	0	0	0	0	0	0	0	0	0	0	0	0	0	0	0	0	0	0	0	0	0	0	0	0	0	0	
	Total Invalid results	0	0	0	0	0	0	0	0	0	0	0	0	0	0	0	0	0	0	0	0	0	0	0	0	0	0	0	0	0	0	0	0	
	Sum of exceedances	0	0	0	0	0	0	0	0	0	0	0	0	0	0	0	0	0	0	0	0	0	0	0	0	0	0	0	0	0	0	0	0	
Daily average	Daily average ELV		10	10	10	10	10	10	10	10	10	10	10	10	10	10	10	10	10	10	10	10	10	10	10	10	10	10	10	10	10	10	10	
	Monthly maximum	1	1	1	1	1	1	1	1	0	0	0	0	0	0	0	0	0	0	0	0	0	0	0	0	0	0	0	0	0	0	0	0	
	No of invalid days	0	Y	Y	Y	Y	Y	Y	Y	Y	Y	Y	Y	Y	Y	Y	Y	Y	Y	Y	Y	Y	Y	Y	Y	Y	Y	Y	Y	Y	Y	Y	Y	
	Sum of exceedances	0	N	N	N	N	N	N	N	N	N	N	N	N	N	N	N	N	N	N	N	N	N	N	N	N	N	N	N	N	N	N	N	N

Signed: [Redacted] Date: 24/4/2025

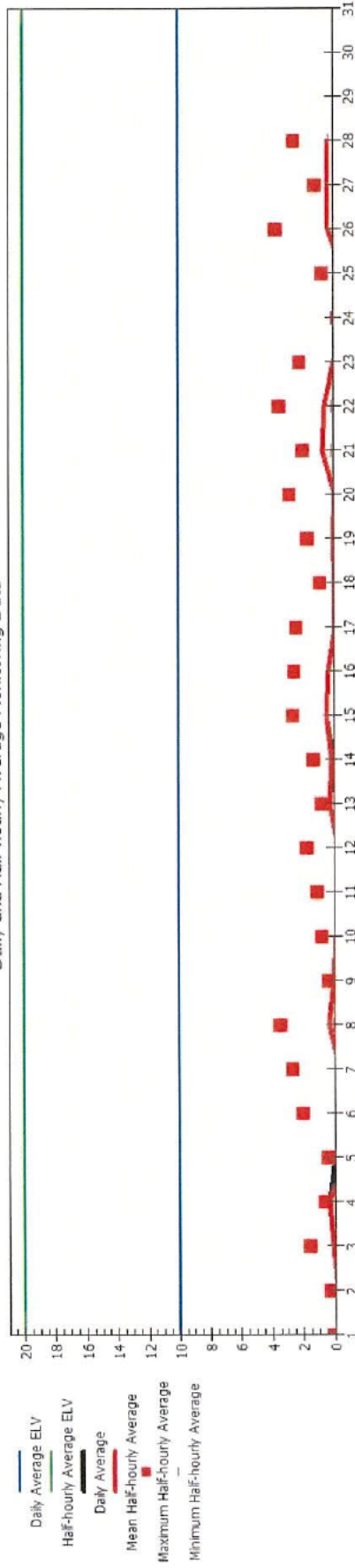
(Authorised to sign as a representative of the Operator)

Permit Reference Number : LP3030XA
 Installation: trident park cardiff

Operator : Viridor
 Form Number:

Reporting of Continuously Monitored Emissions to Air for VOC mg/m3 at Emission Point A1 For the month of February 2025

Daily and Half-hourly Average Monitoring Data



Monthly summary		Date	1	2	3	4	5	6	7	8	9	10	11	12	13	14	15	16	17	18	19	20	21	22	23	24	25	26	27	28	29	30	31			
Half-hourly average	Half-hourly average ELV		20	20	20	20	20	20	20	20	20	20	20	20	20	20	20	20	20	20	20	20	20	20	20	20	20	20	20	20	20	20	20	20		
	Monthly maximum	4	0	0	2	1	0	2	3	3	0	1	2	1	1	1	3	3	2	1	2	3	2	3	2	0	1	4	1	3						
	Monthly mean	0	0	0	0	0	0	0	0	0	0	0	0	0	0	0	0	0	0	0	0	0	0	1	0	0	0	0	0	0	0	0	0	0	0	
	Monthly minimum	0	0	0	0	0	0	0	0	0	0	0	0	0	0	0	0	0	0	0	0	0	0	0	0	0	0	0	0	0	0	0	0	0	0	0
	Total Invalid results	0	0	0	0	0	0	0	0	0	0	0	0	0	0	0	0	0	0	0	0	0	0	0	0	0	0	0	0	0	0	0	0	0	0	0
Daily average	Sum of exceedances	0	0	0	0	0	0	0	0	0	0	0	0	0	0	0	0	0	0	0	0	0	0	0	0	0	0	0	0	0	0	0	0	0	0	
	Daily average ELV		10	10	10	10	10	10	10	10	10	10	10	10	10	10	10	10	10	10	10	10	10	10	10	10	10	10	10	10	10	10	10	10	10	
	Monthly maximum	1	0	0	0	0	0	0	0	0	0	0	0	0	0	0	0	0	0	0	0	0	0	0	0	0	0	0	0	0	0	0	0	0	0	0
	No of invalid days	1	Y	Y	Y	Y	Y	Y	Y	Y	Y	Y	Y	Y	Y	Y	Y	Y	Y	Y	Y	Y	Y	Y	Y	Y	Y	Y	Y	Y	Y	Y	Y	Y	Y	
	Sum of exceedances	0	N	N	N	N	N	N	N	N	N	N	N	N	N	N	N	N	N	N	N	N	N	N	N	N	N	N	N	N	N	N	N	N	N	


Signed: [Redacted] Date: 24/4/2025
 (Authorised to sign as a representative of the Operator)

Permit Reference Number : LP3030XA
 Installation: trident park cardiff

Operator : Viridor
 Form Number:

Reporting of Continuously Monitored Emissions to Air for VOC mg/m3 at Emission Point A1 For the month of March 2025

Daily and Half-hourly Average Monitoring Data



Monthly summary		Date	1	2	3	4	5	6	7	8	9	10	11	12	13	14	15	16	17	18	19	20	21	22	23	24	25	26	27	28	29	30	31			
Half-hourly average	Half-hourly average ELV	20	20	20	20	20	20	20	20	20	20	20	20	20	20	20	20	20	20	20	20	20	20	20	20	20	20	20	20	20	20	20	20			
	Monthly maximum	6	1	1	0	4	3	0	0	0	0	0	4	1	0	3	0	1	1	1	1	0	0	1	2	0	1	3	6	4	1	1	2			
	Monthly mean	0	0	0	0	1	0	0	0	0	0	0	0	0	0	0	0	0	0	0	0	0	0	0	0	0	0	0	0	0	0	0	0	0		
	Monthly minimum	0	0	0	0	0	0	0	0	0	0	0	0	0	0	0	0	0	0	0	0	0	0	0	0	0	0	0	0	0	0	0	0	0	0	
	Total Invalid results	0	0	0	0	0	0	0	0	0	0	0	0	0	0	0	0	0	0	0	0	0	0	0	0	0	0	0	0	0	0	0	0	0	0	
Daily average	Sum of exceedances	0	0	0	0	0	0	0	0	0	0	0	0	0	0	0	0	0	0	0	0	0	0	0	0	0	0	0	0	0	0	0	0	0	0	
	Daily average ELV	10	10	10	10	10	10	10	10	10	10	10	10	10	10	10	10	10	10	10	10	10	10	10	10	10	10	10	10	10	10	10	10	10	10	
	Daily maximum	1	0	0	0	1	0	0	0	0	0	0	0	0	0	0	0	0	0	0	0	0	0	0	0	0	0	0	0	0	0	0	0	0	0	0
	No of invalid days	0	Y	Y	Y	Y	Y	Y	Y	Y	Y	Y	Y	Y	Y	Y	Y	Y	Y	Y	Y	Y	Y	Y	Y	Y	Y	Y	Y	Y	Y	Y	Y	Y	Y	
	Sum of exceedances	0	N	N	N	N	N	N	N	N	N	N	N	N	N	N	N	N	N	N	N	N	N	N	N	N	N	N	N	N	N	N	N	N	N	

Signed: [Redacted] Date: 24/4/2025

(Authorised to sign as a representative of the Operator)

Permit Reference Number : LP3030XA

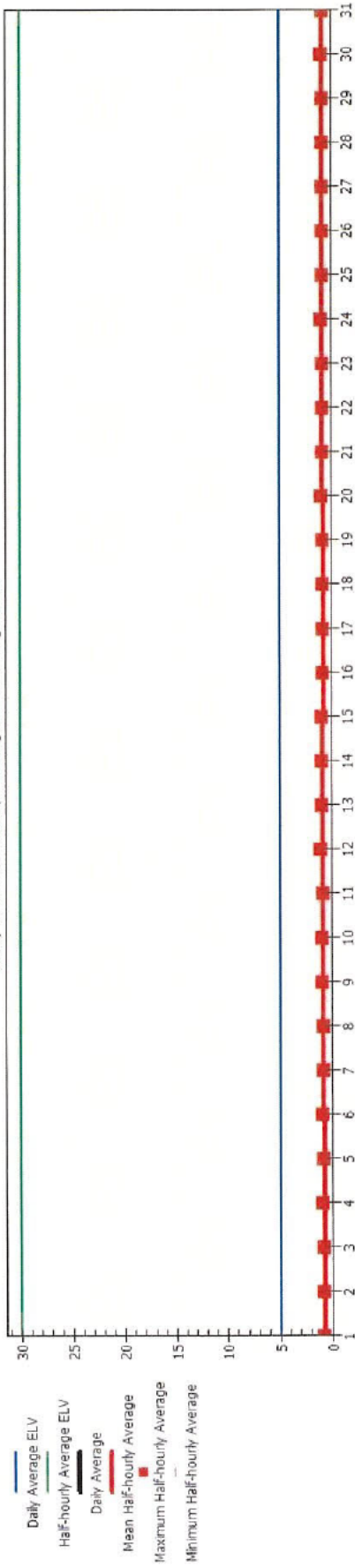
Operator : Viridor

Installation: trident park cardiff

Form Number:

Reporting of Continuously Monitored Emissions to Air for Particulates mg/m3 at Emission Point A1 For the month of January 2025

Daily and Half-hourly Average Monitoring Data



Monthly summary		Date	1	2	3	4	5	6	7	8	9	10	11	12	13	14	15	16	17	18	19	20	21	22	23	24	25	26	27	28	29	30	31			
Half-hourly average	Half-hourly average ELV		30	30	30	30	30	30	30	30	30	30	30	30	30	30	30	30	30	30	30	30	30	30	30	30	30	30	30	30	30	30	30	30		
	Monthly maximum	1	1	1	1	1	1	1	1	1	1	1	1	1	1	1	1	1	1	1	1	1	1	1	1	1	1	1	1	1	1	1	1	1		
	Monthly mean	1	1	1	1	1	1	1	1	1	1	1	1	1	1	1	1	1	1	1	1	1	1	1	1	1	1	1	1	1	1	1	1	1	1	
	Monthly minimum	1	1	1	1	1	1	1	1	1	1	1	1	1	1	1	1	1	1	1	1	1	1	1	1	1	1	1	1	1	1	1	1	1	1	1
	Total Invalid results	0	0	0	0	0	0	0	0	0	0	0	0	0	0	0	0	0	0	0	0	0	0	0	0	0	0	0	0	0	0	0	0	0	0	0
Daily average	Sum of exceedances	0	0	0	0	0	0	0	0	0	0	0	0	0	0	0	0	0	0	0	0	0	0	0	0	0	0	0	0	0	0	0	0	0	0	
	Daily average ELV		5	5	5	5	5	5	5	5	5	5	5	5	5	5	5	5	5	5	5	5	5	5	5	5	5	5	5	5	5	5	5	5		
	Monthly maximum	1	1	1	1	1	1	1	1	1	1	1	1	1	1	1	1	1	1	1	1	1	1	1	1	1	1	1	1	1	1	1	1	1	1	
	No of invalid days	0	Y	Y	Y	Y	Y	Y	Y	Y	Y	Y	Y	Y	Y	Y	Y	Y	Y	Y	Y	Y	Y	Y	Y	Y	Y	Y	Y	Y	Y	Y	Y	Y	Y	
	Sum of exceedances	0	N	N	N	N	N	N	N	N	N	N	N	N	N	N	N	N	N	N	N	N	N	N	N	N	N	N	N	N	N	N	N	N	N	

Signed: [Redacted] Date: 24/4/2025

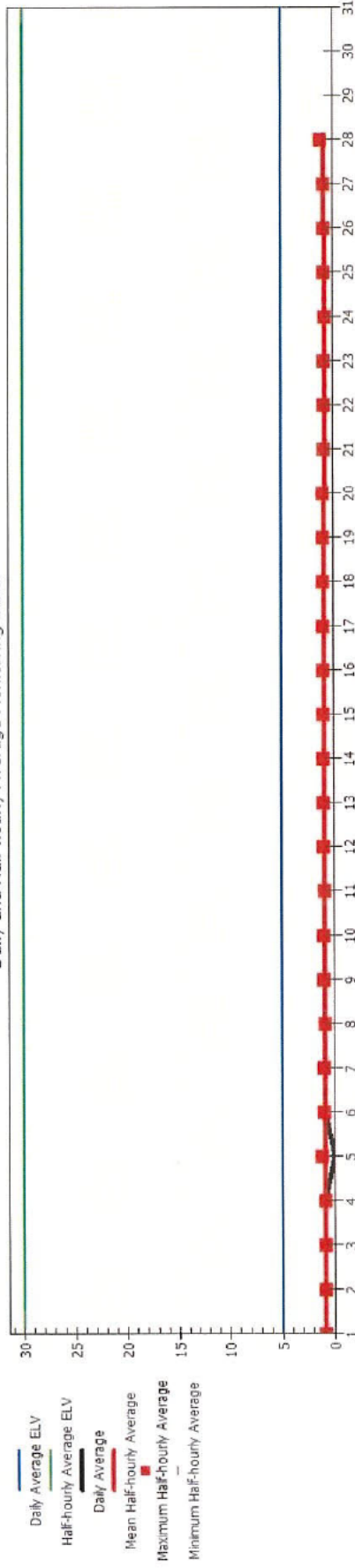
(Authorised to sign as a representative of the Operator)

Permit Reference Number : LP3030XA
 Installation: trident park cardiff

Operator : Viridor
 Form Number:

Reporting of Continuously Monitored Emissions to Air for Particulates mg/m3 at Emission Point A1 For the month of February 2025

Daily and Half-hourly Average Monitoring Data



Monthly summary		Date	1	2	3	4	5	6	7	8	9	10	11	12	13	14	15	16	17	18	19	20	21	22	23	24	25	26	27	28	29	30	31
Half-hourly average	Half-hourly average ELV		30	30	30	30	30	30	30	30	30	30	30	30	30	30	30	30	30	30	30	30	30	30	30	30	30	30	30	30	30	30	30
	Monthly maximum	1	1	1	1	1	1	1	1	1	1	1	1	1	1	1	1	1	1	1	1	1	1	1	1	1	1	1	1	1	1	1	1
	Monthly mean	1	1	1	1	1	1	1	1	1	1	1	1	1	1	1	1	1	1	1	1	1	1	1	1	1	1	1	1	1	1	1	1
	Monthly minimum	1	1	1	1	1	1	1	1	1	1	1	1	1	1	1	1	1	1	1	1	1	1	1	1	1	1	1	1	1	1	1	1
Daily average	Total Invalid results	0	0	0	0	0	0	0	0	0	0	0	0	0	0	0	0	0	0	0	0	0	0	0	0	0	0	0	0	0	0	0	0
	Sum of exceedances	0	0	0	0	0	0	0	0	0	0	0	0	0	0	0	0	0	0	0	0	0	0	0	0	0	0	0	0	0	0	0	0
Daily average	Daily average ELV		5	5	5	5	5	5	5	5	5	5	5	5	5	5	5	5	5	5	5	5	5	5	5	5	5	5	5	5	5	5	5
	Monthly maximum	1	1	1	1	1	1	1	1	1	1	1	1	1	1	1	1	1	1	1	1	1	1	1	1	1	1	1	1	1	1	1	1
	No of invalid days	0	Y	Y	Y	Y	Y	Y	Y	Y	Y	Y	Y	Y	Y	Y	Y	Y	Y	Y	Y	Y	Y	Y	Y	Y	Y	Y	Y	Y	Y	Y	Y
	Sum of exceedances	0	N	N	N	N	N	N	N	N	N	N	N	N	N	N	N	N	N	N	N	N	N	N	N	N	N	N	N	N	N	N	N

Signed: [Redacted] Date: 24/4/2025

(Authorised to sign as a representative of the Operator)

Permit Reference Number : LP3030XA

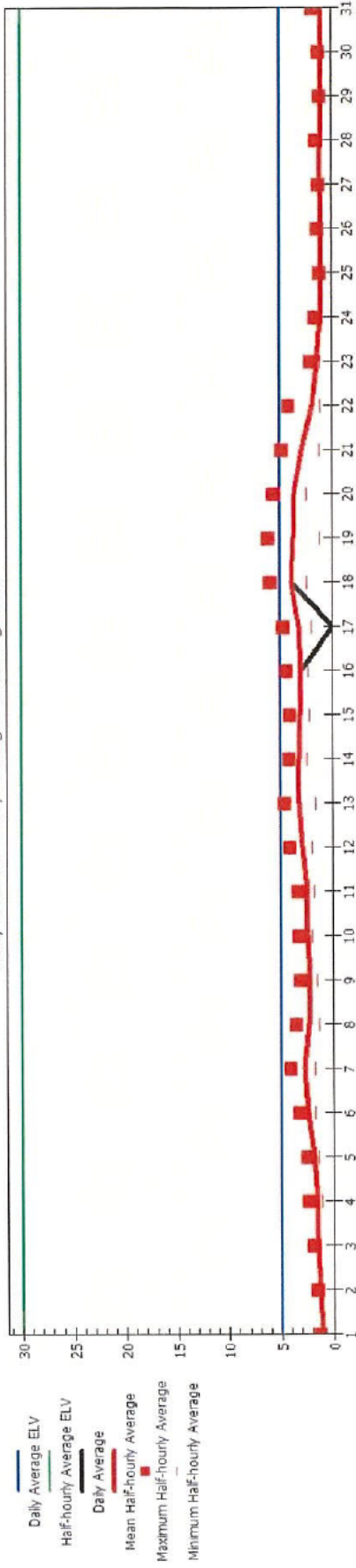
Operator : Viridor

Installation: trident park cardiff

Form Number:

Reporting of Continuously Monitored Emissions to Air for Particulates mg/m3 at Emission Point A1 For the month of March 2025

Daily and Half-hourly Average Monitoring Data



Monthly summary		Date	1	2	3	4	5	6	7	8	9	10	11	12	13	14	15	16	17	18	19	20	21	22	23	24	25	26	27	28	29	30	31					
Half-hourly average	Half-hourly average ELV		30	30	30	30	30	30	30	30	30	30	30	30	30	30	30	30	30	30	30	30	30	30	30	30	30	30	30	30	30	30	30	30				
	Monthly maximum	6	1	2	2	2	3	4	3	3	3	3	4	5	4	4	4	4	5	6	6	6	5	4	2	2	1	1	1	1	1	1	1	2				
	Monthly mean	2	1	1	1	2	2	3	2	2	2	2	2	3	3	3	3	3	3	4	4	4	3	2	1	1	1	1	1	1	1	1	1	1	1			
	Monthly minimum	1	1	1	1	1	1	1	2	2	1	2	2	2	2	2	2	2	2	2	2	2	1	1	1	1	1	1	1	1	1	1	1	1	1	1		
Daily average	Total Invalid results	0	0	0	0	0	0	0	0	0	0	0	0	0	0	0	0	0	0	0	0	0	0	0	0	0	0	0	0	0	0	0	0	0	0	0		
	Sum of exceedances of ELV	0	0	0	0	0	0	0	0	0	0	0	0	0	0	0	0	0	0	0	0	0	0	0	0	0	0	0	0	0	0	0	0	0	0	0	0	
	Daily average ELV		5	5	5	5	5	5	5	5	5	5	5	5	5	5	5	5	5	5	5	5	5	5	5	5	5	5	5	5	5	5	5	5	5	5	5	
	Monthly maximum	4	1	1	1	2	3	2	2	2	2	2	3	3	3	3	3	3	3	N/A	4	4	3	2	1	1	1	1	1	1	1	1	1	1	1	1	1	1
Daily average	No of invalid days	0	Y	Y	Y	Y	Y	Y	Y	Y	Y	Y	Y	Y	Y	Y	Y	Y	Y	Y	Y	Y	Y	Y	Y	Y	Y	Y	Y	Y	Y	Y	Y	Y	Y	Y	Y	
	Sum of exceedances	0	N	N	N	N	N	N	N	N	N	N	N	N	N	N	N	N	N	N	N	N	N	N	N	N	N	N	N	N	N	N	N	N	N	N	N	N
	Value Exceeds ELV?																																					

Signed: [Redacted] Date: 24/4/2025

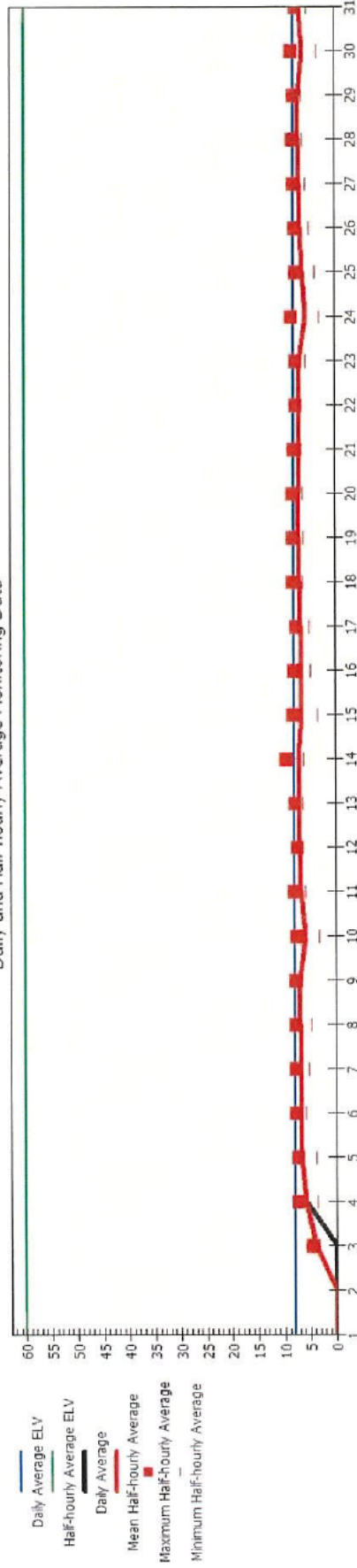
(Authorised to sign as a representative of the Operator)

Permit Reference Number : LP3030XA
 Installation: trident park cardiff

Operator : Viridor
 Form Number:

Reporting of Continuously Monitored Emissions to Air for HCl mg/m3 at Emission Point A2 For the month of January 2025

Daily and Half-hourly Average Monitoring Data



Monthly summary		Date	1	2	3	4	5	6	7	8	9	10	11	12	13	14	15	16	17	18	19	20	21	22	23	24	25	26	27	28	29	30	31	
Half-hourly average	Half-hourly average ELV		60	60	60	60	60	60	60	60	60	60	60	60	60	60	60	60	60	60	60	60	60	60	60	60	60	60	60	60	60	60	60	
	Monthly maximum	10	Off	Off	5	7	8	8	8	8	8	8	8	8	7	8	10	8	8	8	8	8	8	8	8	8	8	8	8	8	8	8	9	8
	Monthly mean	7	Off	Off	4	6	7	7	7	7	7	6	7	7	7	7	7	7	6	7	7	7	7	7	7	5	6	7	7	7	7	6	7	
	Monthly minimum	3	Off	Off	4	4	6	5	5	7	3	6	6	6	6	6	6	3	5	6	6	6	6	6	6	3	4	5	6	6	3	5	5	
Daily average	Total Invalid results	0	0	0	0	0	0	0	0	0	0	0	0	0	0	0	0	0	0	0	0	0	0	0	0	0	0	0	0	0	0	0	0	0
	Sum of exceedances	0	Off	Off	0	0	0	0	0	0	0	0	0	0	0	0	0	0	0	0	0	0	0	0	0	0	0	0	0	0	0	0	0	0
	Daily average ELV		8	8	8	8	8	8	8	8	8	8	8	8	8	8	8	8	8	8	8	8	8	8	8	8	8	8	8	8	8	8	8	8
Daily average	Monthly maximum	7	Off	N/A	6	7	7	7	7	7	6	7	7	7	7	7	7	6	7	7	7	7	7	7	7	5	6	7	7	7	7	6	7	
	No of invalid days	0	Y	Y	Y	Y	Y	Y	Y	Y	Y	Y	Y	Y	Y	Y	Y	Y	Y	Y	Y	Y	Y	Y	Y	Y	Y	Y	Y	Y	Y	Y	Y	Y
	Sum of exceedances	0	N	N	N	N	N	N	N	N	N	N	N	N	N	N	N	N	N	N	N	N	N	N	N	N	N	N	N	N	N	N	N	N

Signed: [Redacted] Date: 24/4/2025

(Authorised to sign as a representative of the Operator)

Permit Reference Number : LP3030XA

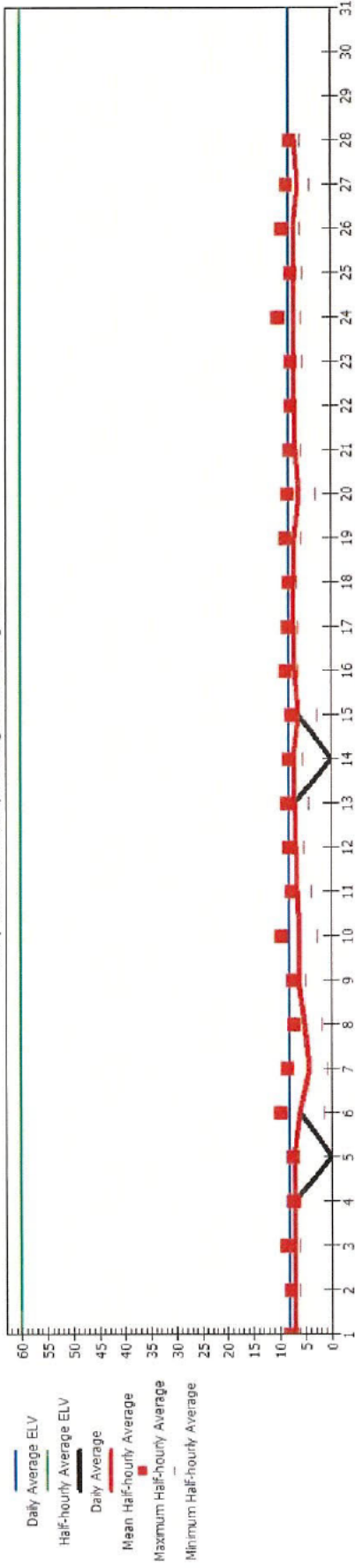
Operator : Viridor

Installation: trident park cardiff

Form Number:

Reporting of Continuously Monitored Emissions to Air for HCl mg/m3 at Emission Point A2 For the month of February 2025

Daily and Half-hourly Average Monitoring Data



Monthly summary		Date	1	2	3	4	5	6	7	8	9	10	11	12	13	14	15	16	17	18	19	20	21	22	23	24	25	26	27	28	29	30	31	
Half-hourly average	Half-hourly average ELV		60	60	60	60	60	60	60	60	60	60	60	60	60	60	60	60	60	60	60	60	60	60	60	60	60	60	60	60	60	60	60	60
	Monthly maximum	10	8	8	9	7	7	10	8	7	7	10	8	8	9	8	8	9	8	8	8	9	8	8	8	8	10	8	9	8	8			
	Monthly mean	7	7	7	7	7	7	6	4	5	6	6	7	7	6	7	7	6	7	7	7	7	6	7	7	7	7	7	7	6	7			
	Monthly minimum	1	6	6	6	7	2	1	2	5	3	4	5	4	5	3	6	6	7	6	3	6	6	5	6	5	6	5	6	4	6			
Daily average	Total Invalid results	0	0	0	0	0	0	0	0	0	0	0	0	0	0	0	0	0	0	0	0	0	0	0	0	0	0	0	0	0	0	0	0	0
	Sum of exceedances	0	0	0	0	0	0	0	0	0	0	0	0	0	0	0	0	0	0	0	0	0	0	0	0	0	0	0	0	0	0	0	0	0
	Monthly maximum	7	7	7	7	N/A	6	4	5	6	6	6	7	7	N/A	6	7	7	7	7	7	6	7	7	7	7	7	7	7	6	7			
	Sum of exceedances	0	N	N	N	N	N	N	N	N	N	N	N	N	N	N	N	N	N	N	N	N	N	N	N	N	N	N	N	N	N	N	N	N

Signed: [Redacted] Date: 24/4/2025

(Authorised to sign as a representative of the Operator)

Permit Reference Number : LP3030XA

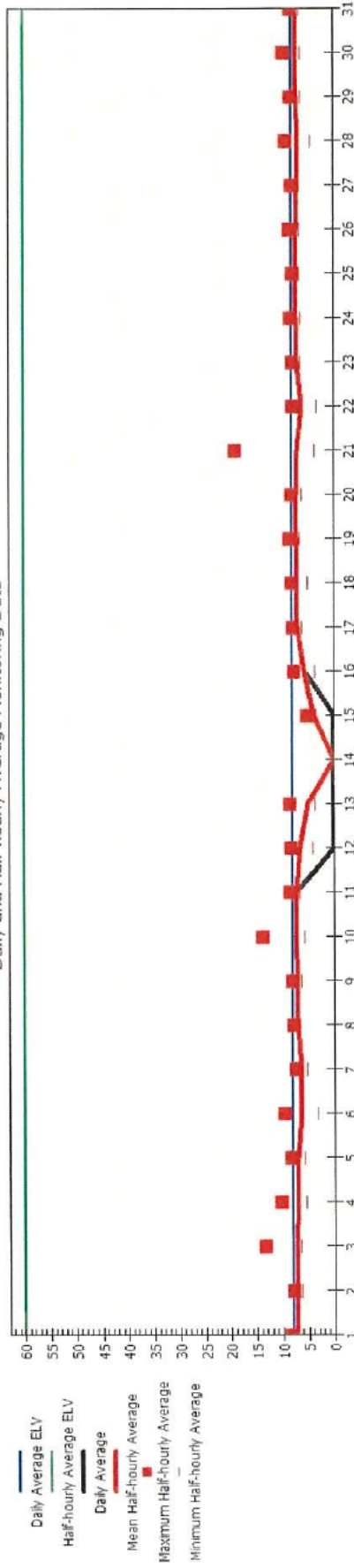
Installation: trident park cardiff

Operator : Vnidor

Form Number:

Reporting of Continuously Monitored Emissions to Air for HCl mg/m3 at Emission Point A2 For the month of March 2025

Daily and Half-hourly Average Monitoring Data



Monthly summary		Date	1	2	3	4	5	6	7	8	9	10	11	12	13	14	15	16	17	18	19	20	21	22	23	24	25	26	27	28	29	30	31		
Half-hourly average	Half-hourly average ELV		60	60	60	60	60	60	60	60	60	60	60	60	60	60	60	60	60	60	60	60	60	60	60	60	60	60	60	60	60	60	60	60	
	Monthly maximum	19	9	8	13	10	8	10	7	8	8	14	8	8	8	Off	5	8	8	8	9	8	19	8	8	8	8	8	8	8	9	8	9	8	
	Monthly mean	7	7	7	7	7	6	7	6	7	7	7	6	5	Off	4	5	7	7	7	7	7	6	7	7	7	7	7	7	7	7	7	7	7	
	Monthly minimum	3	6	6	5	6	3	5	6	6	6	6	4	4	Off	3	4	6	5	6	6	4	3	6	6	6	6	6	6	4	6	6	6	6	
	Total Invalid results	0	0	0	0	0	0	0	0	0	0	0	0	0	0	0	0	0	0	0	0	0	0	0	0	0	0	0	0	0	0	0	0	0	0
Daily average	Sum of exceedances	0	0	0	0	0	0	0	0	0	0	0	0	0	0	0	0	0	0	0	0	0	0	0	0	0	0	0	0	0	0	0	0	0	
	Daily average ELV		8	8	8	8	8	8	8	8	8	8	8	8	8	8	8	8	8	8	8	8	8	8	8	8	8	8	8	8	8	8	8	8	8
	Monthly maximum	7	7	7	7	7	6	7	7	6	7	7	7	7	N/A	N/A	Off	N/A	5	7	7	7	7	6	7	7	7	7	7	7	7	7	7	7	
	No of invalid days	0	Y	Y	Y	Y	Y	Y	Y	Y	Y	Y	Y	Y	Y	Y	Y	Y	Y	Y	Y	Y	Y	Y	Y	Y	Y	Y	Y	Y	Y	Y	Y	Y	Y
	Sum of exceedances	0	N	N	N	N	N	N	N	N	N	N	N	N	N	N	N	N	N	N	N	N	N	N	N	N	N	N	N	N	N	N	N	N	N

Signed: [Redacted] Date: 24/4/2025

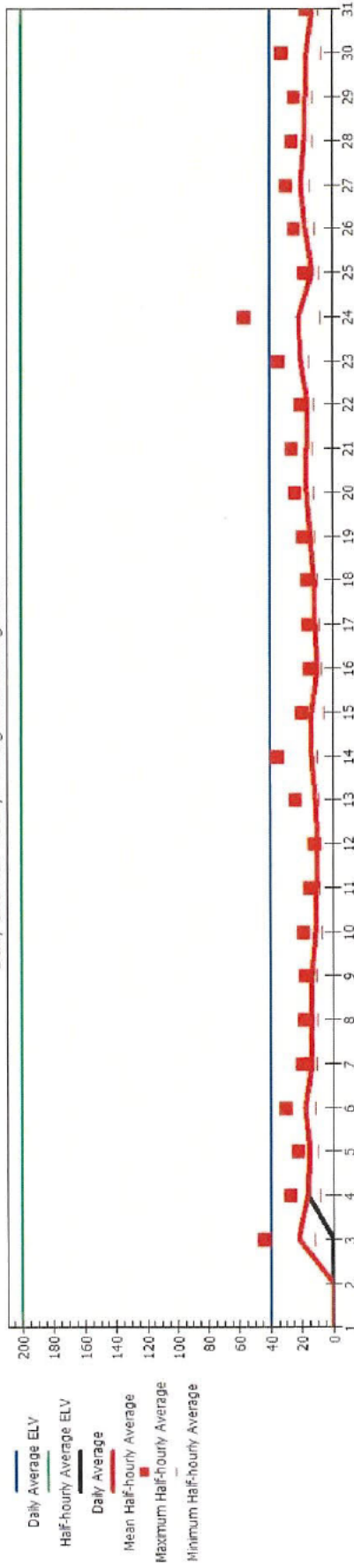
(Authorised to sign as a representative of the Operator)

Permit Reference Number : LP3030XA
 Installation: trident park cardiff

Operator : Viridor
 Form Number:

Reporting of Continuously Monitored Emissions to Air for SO2 mg/m3 at Emission Point A2 For the month of January 2025

Daily and Half-hourly Average Monitoring Data



Monthly summary		Date	1	2	3	4	5	6	7	8	9	10	11	12	13	14	15	16	17	18	19	20	21	22	23	24	25	26	27	28	29	30	31	
Half-hourly average	Half-hourly average ELV	200	200	200	200	200	200	200	200	200	200	200	200	200	200	200	200	200	200	200	200	200	200	200	200	200	200	200	200	200	200	200	200	200
	Monthly maximum	57	Off	Off	45	28	22	31	20	18	17	19	14	12	24	36	19	14	15	16	19	24	26	20	35	57	18	25	30	26	25	33	16	
	Monthly mean	15	Off	Off	23	16	15	18	14	14	13	11	10	10	12	14	13	10	11	12	14	17	16	20	22	13	17	20	18	17	16	12		
	Monthly minimum	6	Off	Off	12	8	10	12	10	10	11	7	8	8	9	10	6	7	8	10	11	12	13	12	15	8	9	11	14	13	12	7	9	
Daily average	Total Invalid results	0	0	0	0	0	0	0	0	0	0	0	0	0	0	0	0	0	0	0	0	0	0	0	0	0	0	0	0	0	0	0	0	
	Sum of exceedances	0	Off	Off	0	0	0	0	0	0	0	0	0	0	0	0	0	0	0	0	0	0	0	0	0	0	0	0	0	0	0	0	0	
	Monthly maximum	22	Off	Off	N/A	16	15	18	14	14	13	11	10	10	12	14	13	10	11	12	14	17	16	20	22	13	17	20	18	17	16	12		
	No of invalid days	0	Y	Y	Y	Y	Y	Y	Y	Y	Y	Y	Y	Y	Y	Y	Y	Y	Y	Y	Y	Y	Y	Y	Y	Y	Y	Y	Y	Y	Y	Y		
Sum of exceedances	0	N	N	N	N	N	N	N	N	N	N	N	N	N	N	N	N	N	N	N	N	N	N	N	N	N	N	N	N	N	N	N	N	

Signed: [Redacted] Date: 24/1/2025
 (Authorised to sign as a representative of the Operator)

Permit Reference Number : LP3030XA

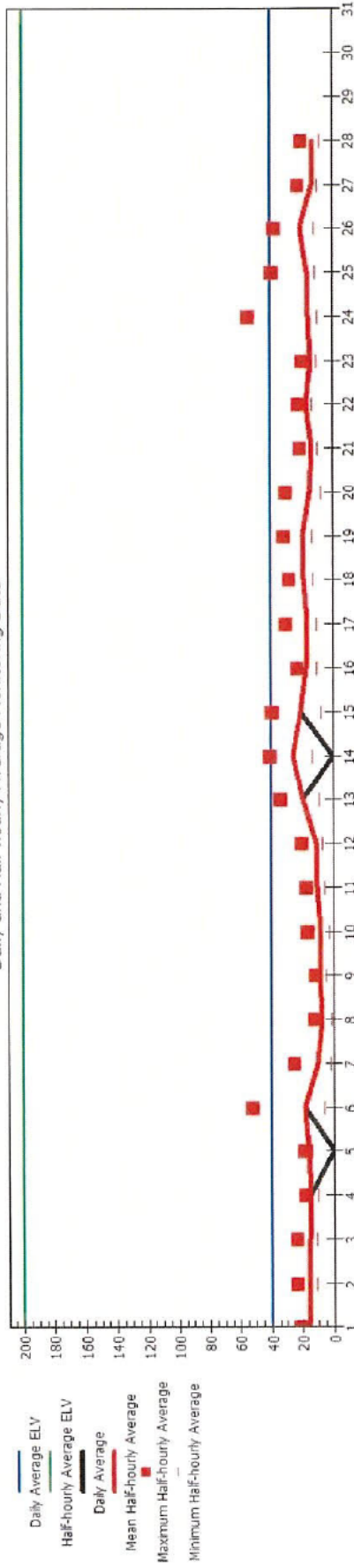
Installation: trident park cardiff

Operator : Vnidor

Form Number:

Reporting of Continuously Monitored Emissions to Air for SO2 mg/m3 at Emission Point A2 For the month of February 2025

Daily and Half-hourly Average Monitoring Data



Monthly summary		Date	1	2	3	4	5	6	7	8	9	10	11	12	13	14	15	16	17	18	19	20	21	22	23	24	25	26	27	28	29	30	31
Half-hourly average	Half-hourly average ELV		200	200	200	200	200	200	200	200	200	200	200	200	200	200	200	200	200	200	200	200	200	200	200	200	200	200	200	200	200	200	200
	Monthly maximum	54	22	24	24	18	18	52	25	12	11	16	17	20	34	41	39	23	30	28	32	30	21	22	20	54	39	38	22	20			
	Monthly mean	16	16	16	15	17	19	11	8	9	9	11	11	20	26	21	17	16	19	19	15	14	17	14	16	17	21	14	13				
	Monthly minimum	1	11	11	10	14	6	2	1	5	3	5	7	9	13	8	11	11	13	7	10	14	11	10	11	10	11	12	10	9			
Daily average	Total Invalid results	0	0	0	0	0	0	0	0	0	0	0	0	0	0	0	0	0	0	0	0	0	0	0	0	0	0	0	0	0	0	0	
	Sum of exceedances	0	0	0	0	0	0	0	0	0	0	0	0	0	0	0	0	0	0	0	0	0	0	0	0	0	0	0	0	0	0	0	
	Daily average ELV		40	40	40	40	40	40	40	40	40	40	40	40	40	40	40	40	40	40	40	40	40	40	40	40	40	40	40	40	40	40	
Daily average	Monthly maximum	21	16	16	16	15	N/A	19	11	8	9	11	11	20	N/A	21	17	16	19	19	15	14	17	14	16	17	21	14	13				
	No of invalid days	0	Y	Y	Y	Y	Y	Y	Y	Y	Y	Y	Y	Y	Y	Y	Y	Y	Y	Y	Y	Y	Y	Y	Y	Y	Y	Y	Y	Y	Y		
	Sum of exceedances	0	N	N	N	N	N	N	N	N	N	N	N	N	N	N	N	N	N	N	N	N	N	N	N	N	N	N	N	N	N	N	

Signed: [Redacted] Date: 24/4/2025

(Authorised to sign as a representative of the Operator)

Permit Reference Number : LP3030XA

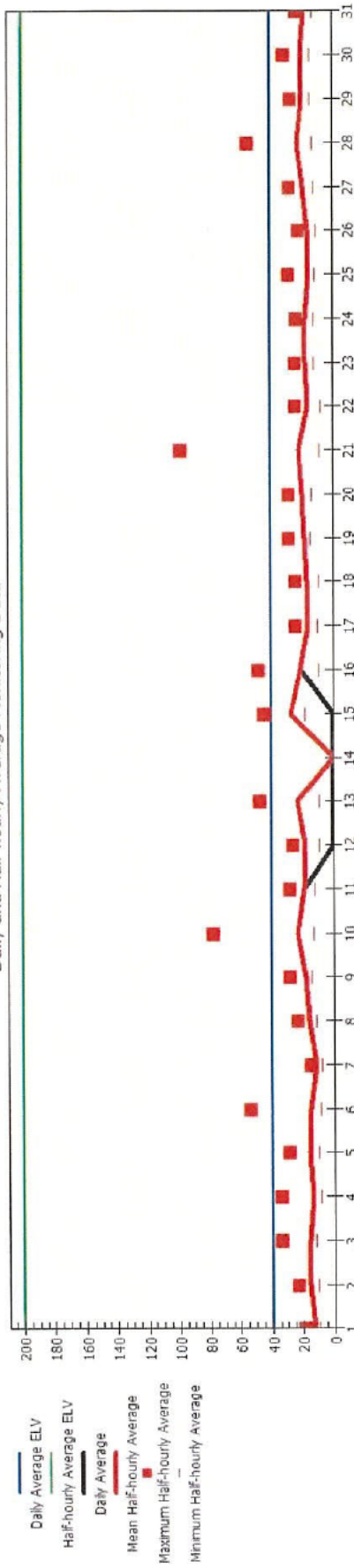
Installation: trident park cardiff

Operator : Viridor

Form Number:

Reporting of Continuously Monitored Emissions to Air for SO2 mg/m3 at Emission Point A2 For the month of March 2025

Daily and Half-hourly Average Monitoring Data



Monthly summary		Date	1	2	3	4	5	6	7	8	9	10	11	12	13	14	15	16	17	18	19	20	21	22	23	24	25	26	27	28	29	30	31		
Half-hourly average	Half-hourly average ELV	200	200	200	200	200	200	200	200	200	200	200	200	200	200	200	200	200	200	200	200	200	200	200	200	200	200	200	200	200	200	200	200	200	
	Monthly maximum	96	19	23	34	34	29	54	14	23	28	78	28	26	47	Off	44	48	24	24	28	98	24	24	23	28	22	27	55	27	31	23			
	Monthly mean	18	13	16	16	13	15	15	11	15	18	23	19	18	23	Off	27	21	16	16	18	19	22	16	17	17	15	16	18	23	19	20	18		
	Monthly minimum	8	10	11	12	8	10	8	11	14	13	12	9	9	Off	18	9	10	9	14	13	8	8	12	12	11	11	12	13	14	14	13			
	Total Invalid results	0	0	0	0	0	0	0	0	0	0	0	0	0	0	0	0	0	0	0	0	0	0	0	0	0	0	0	0	0	0	0	0	0	0
Daily average	Sum of exceedances of ELV	0	0	0	0	0	0	0	0	0	0	0	0	0	0	0	0	0	0	0	0	0	0	0	0	0	0	0	0	0	0	0	0	0	
	Daily average ELV	40	40	40	40	40	40	40	40	40	40	40	40	40	40	40	40	40	40	40	40	40	40	40	40	40	40	40	40	40	40	40	40	40	
	Monthly maximum	23	13	16	13	15	11	15	18	23	19	N/A	N/A	Off	N/A	21	16	16	18	19	22	16	17	17	15	16	18	23	19	20	18				
	No of invalid days	0	Y	Y	Y	Y	Y	Y	Y	Y	Y	Y	Y	Y	Y	Y	Y	Y	Y	Y	Y	Y	Y	Y	Y	Y	Y	Y	Y	Y	Y	Y	Y	Y	
	Sum of exceedances	0	N	N	N	N	N	N	N	N	N	N	N	N	N	N	N	N	N	N	N	N	N	N	N	N	N	N	N	N	N	N	N	N	N

Signed [Redacted] Date: 24/4/2025

(Authorised to sign as a representative of the Operator)

Permit Reference Number : LP3030XA


Installation: trident park cardiff

Operator : Viridor

Form Number:

Reporting of Continuously Monitored Emissions to Air for NOx mg/m3 at Emission Point A2 For the month of January 2025

Daily and Half-hourly Average Monitoring Data



Monthly summary		Date	1	2	3	4	5	6	7	8	9	10	11	12	13	14	15	16	17	18	19	20	21	22	23	24	25	26	27	28	29	30	31	
Half-hourly average	Half-hourly average ELV		400	400	400	400	400	400	400	400	400	400	400	400	400	400	400	400	400	400	400	400	400	400	400	400	400	400	400	400	400	400	400	
	Monthly maximum	222	Off	Off	193	215	196	192	222	209	193	185	197	183	183	183	182	198	181	189	183	198	190	186	188	205	186	190	185	184	186	189	188	
	Monthly mean	171	Off	Off	169	170	173	172	174	174	173	170	173	170	170	170	170	170	169	171	172	171	172	171	172	170	169	171	168	171	169	169	171	172
	Monthly minimum	113	Off	Off	113	148	138	141	140	148	154	152	155	159	131	159	142	155	152	163	151	149	159	159	152	152	155	145	127	150	150	150	153	160
	Total Invalid results	0	0	0	0	0	0	0	0	0	0	0	0	0	0	0	0	0	0	0	0	0	0	0	0	0	0	0	0	0	0	0	0	0
Daily average	Sum of exceedances	0	Off	Off	0	0	0	0	0	0	0	0	0	0	0	0	0	0	0	0	0	0	0	0	0	0	0	0	0	0	0	0	0	
	Daily average ELV		180	180	180	180	180	180	180	180	180	180	180	180	180	180	180	180	180	180	180	180	180	180	180	180	180	180	180	180	180	180	180	180
	Monthly maximum	174	Off	Off	N/A	170	173	172	174	174	173	170	173	170	170	170	170	170	169	171	172	171	172	171	172	170	169	171	168	171	169	169	171	172
	No of invalid days	0	Y	Y	Y	Y	Y	Y	Y	Y	Y	Y	Y	Y	Y	Y	Y	Y	Y	Y	Y	Y	Y	Y	Y	Y	Y	Y	Y	Y	Y	Y	Y	Y
	Sum of exceedances	0	N	N	N	N	N	N	N	N	N	N	N	N	N	N	N	N	N	N	N	N	N	N	N	N	N	N	N	N	N	N	N	N

Signed [Redacted] Date: 24/4/2025

(Authorised to sign as a representative of the Operator)

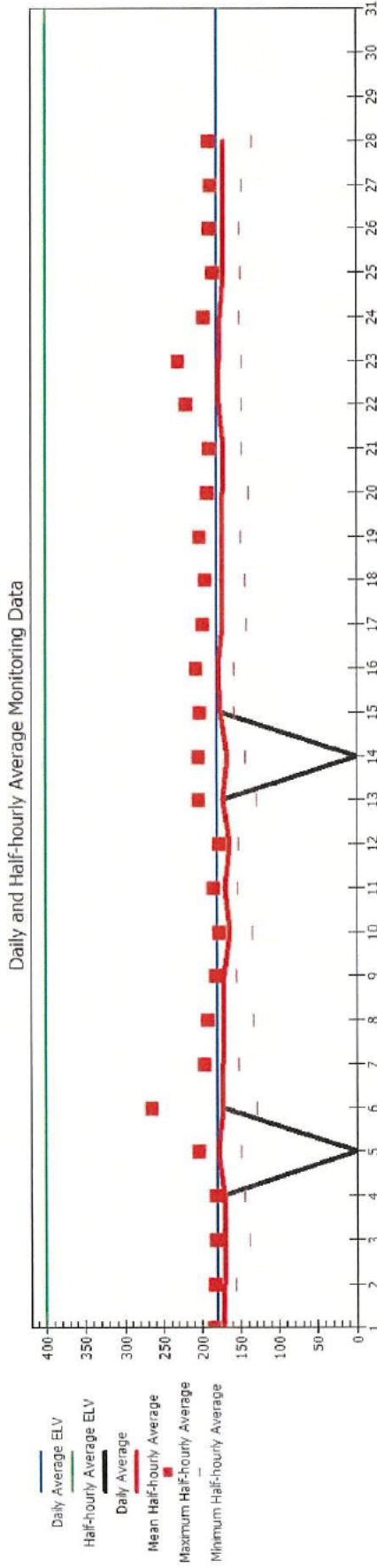
Permit Reference Number : LP3030XA

Installation: trident park cardiff

Operator : Viridor

Form Number:

Reporting of Continuously Monitored Emissions to Air for NOx mg/m3 at Emission Point A2 For the month of February 2025



Monthly summary		Date	1	2	3	4	5	6	7	8	9	10	11	12	13	14	15	16	17	18	19	20	21	22	23	24	25	26	27	28	29	30	31			
Half-hourly average	Half-hourly average ELV		400	400	400	400	400	400	400	400	400	400	400	400	400	400	400	400	400	400	400	400	400	400	400	400	400	400	400	400	400	400	400	400		
	Monthly maximum	265	183	183	181	181	202	265	196	191	181	177	184	177	203	203	201	205	197	195	202	190	188	219	229	195	183	189	187	190						
	Monthly mean	171	172	170	170	178	172	170	171	163	169	164	171	166	175	178	171	174	171	172	171	176	176	176	176	174	171	171	171	171	171	171	171	171	171	
	Monthly minimum	128	161	155	139	144	148	128	151	132	154	134	153	152	128	142	157	158	141	143	149	138	147	148	147	150	149	149	147	135						
	Total Invalid results	0	0	0	0	0	0	0	0	0	0	0	0	0	0	0	0	0	0	0	0	0	0	0	0	0	0	0	0	0	0	0	0	0	0	0
Sum of exceedances	0	0	0	0	0	0	0	0	0	0	0	0	0	0	0	0	0	0	0	0	0	0	0	0	0	0	0	0	0	0	0	0	0	0	0	
Daily average	Daily average ELV		180	180	180	180	180	180	180	180	180	180	180	180	180	180	180	180	180	180	180	180	180	180	180	180	180	180	180	180	180	180	180	180	180	
	Daily average	178	172	170	170	170	170	171	172	170	171	163	169	164	171	N/A	175	178	171	174	171	172	171	172	171	176	176	174	171	171	171	171	171	171	171	
	Value Valid?	0	Y	Y	Y	Y	Y	Y	Y	Y	Y	Y	Y	Y	Y	Y	Y	Y	Y	Y	Y	Y	Y	Y	Y	Y	Y	Y	Y	Y	Y	Y	Y	Y	Y	Y
	Sum of exceedances	0	N	N	N	N	N	N	N	N	N	N	N	N	N	N	N	N	N	N	N	N	N	N	N	N	N	N	N	N	N	N	N	N	N	N

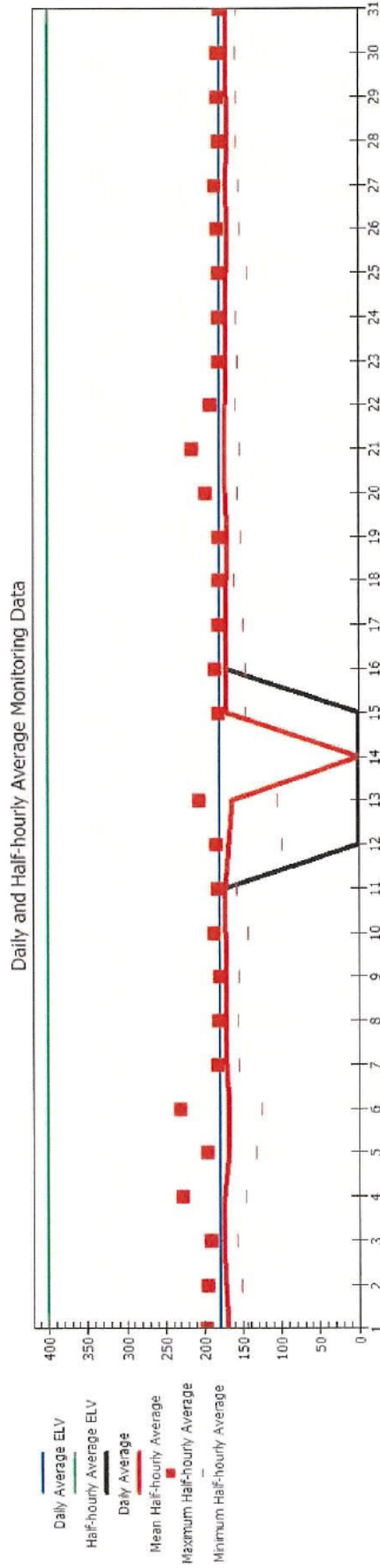
Signed: [Redacted] Date: 24/4/2025

(Authorised to sign as a representative of the Operator)

Permit Reference Number : LP3030XA
 Installation: trident park cardiff

Operator : Viridor
 Form Number:

Reporting of Continuously Monitored Emissions to Air for NOx mg/m3 at Emission Point A2 For the month of March 2025



Monthly summary		Date	1	2	3	4	5	6	7	8	9	10	11	12	13	14	15	16	17	18	19	20	21	22	23	24	25	26	27	28	29	30	31			
Half-hourly average	Half-hourly average ELV		400	400	400	400	400	400	400	400	400	400	400	400	400	400	400	400	400	400	400	400	400	400	400	400	400	400	400	400	400	400	400	400		
	Monthly maximum	231	197	196	191	228	195	231	182	181	179	186	182	184	206	Off	181	185	181	181	180	197	215	191	181	181	181	182	185	180	182	182	180	182	180	
	Monthly mean	170	169	173	175	174	167	167	170	171	170	171	172	168	163	Off	170	171	170	170	169	171	172	172	171	170	170	170	171	170	171	170	170	170	170	
	Monthly minimum	99	145	151	157	145	133	126	155	155	155	143	157	99	105	Off	145	146	149	161	151	155	153	158	156	158	142	154	154	157	158	159	158	158	158	
Daily average	Total Invalid results	0	0	0	0	0	0	0	0	0	0	0	0	0	0	0	0	0	0	0	0	0	0	0	0	0	0	0	0	0	0	0	0	0	0	
	Sum of exceedances	0	0	0	0	0	0	0	0	0	0	0	0	0	0	0	0	0	0	0	0	0	0	0	0	0	0	0	0	0	0	0	0	0	0	
	Daily average ELV	180	180	180	180	180	180	180	180	180	180	180	180	180	180	180	180	180	180	180	180	180	180	180	180	180	180	180	180	180	180	180	180	180	180	180
	Daily average	175	169	173	175	174	167	167	170	171	170	171	172	N/A	N/A	Off	N/A	171	170	170	169	171	172	172	171	170	170	170	171	170	170	171	170	170	170	170
Value Valid?		Y	Y	Y	Y	Y	Y	Y	Y	Y	Y	Y	Y	Y	Y	Y	Y	Y	Y	Y	Y	Y	Y	Y	Y	Y	Y	Y	Y	Y	Y	Y	Y	Y	Y	
	Value Exceeds ELV?	N	N	N	N	N	N	N	N	N	N	N	N	N	N	N	N	N	N	N	N	N	N	N	N	N	N	N	N	N	N	N	N	N	N	

Signed: [Redacted] Date: 24/4/2025

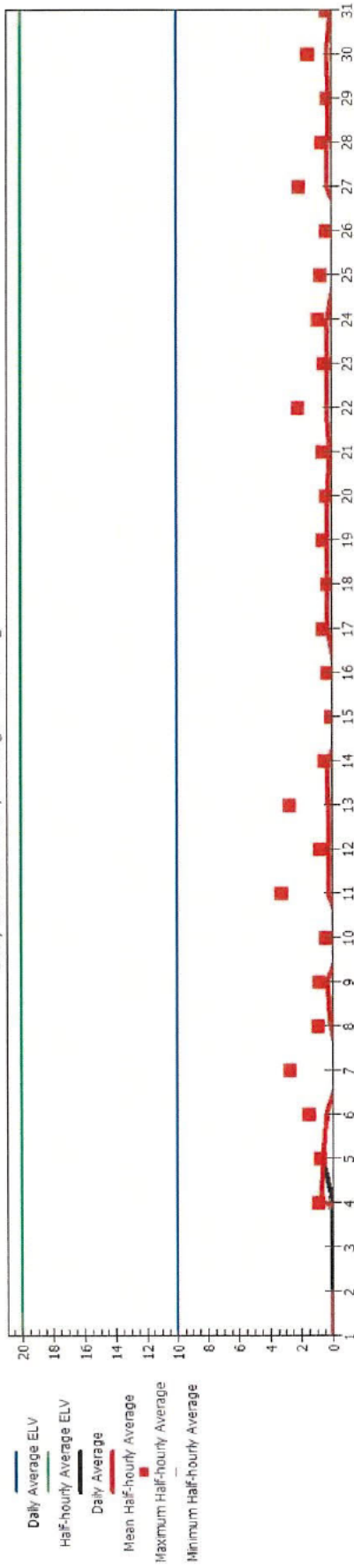
(Authorised to sign as a representative of the Operator)

Permit Reference Number : LP3030XA
 Installation: trident park cardiff

Operator : Viridor
 Form Number:

Reporting of Continuously Monitored Emissions to Air for VOC mg/m3 at Emission Point A2 For the month of January 2025

Daily and Half-hourly Average Monitoring Data



Monthly summary		Date	1	2	3	4	5	6	7	8	9	10	11	12	13	14	15	16	17	18	19	20	21	22	23	24	25	26	27	28	29	30	31		
Half-hourly average	Half-hourly average ELV	20	20	20	20	20	20	20	20	20	20	20	20	20	20	20	20	20	20	20	20	20	20	20	20	20	20	20	20	20	20	20	20	20	
	Maximum Half-hourly average	Off	Off	0	1	1	1	3	1	1	0	3	1	3	0	0	0	0	1	0	1	0	1	2	0	1	1	0	2	1	0	2	0		
	Mean Half-hourly average	Off	Off	0	1	1	0	0	0	0	0	0	0	0	0	0	0	0	0	0	0	0	0	0	0	0	0	0	0	0	0	0	0		
	Minimum Half-hourly average	Off	Off	0	0	0	0	0	0	0	0	0	0	0	0	0	0	0	0	0	0	0	0	0	0	0	0	0	0	0	0	0	0		
	Total Invalid results	0	0	0	0	0	0	0	0	0	0	0	0	0	0	0	0	0	0	0	0	0	0	0	0	0	0	0	0	0	0	0	0	0	
	Sum of exceedances	0	0	0	0	0	0	0	0	0	0	0	0	0	0	0	0	0	0	0	0	0	0	0	0	0	0	0	0	0	0	0	0	0	
Daily average	Daily average ELV	10	10	10	10	10	10	10	10	10	10	10	10	10	10	10	10	10	10	10	10	10	10	10	10	10	10	10	10	10	10	10	10	10	
	Daily average	Off	Off	N/A	N/A	1	0	0	0	0	0	0	0	0	0	0	0	0	0	0	0	0	0	0	0	0	0	0	0	0	0	0	0	0	
	Value Valid?	Y	Y	N	N	Y	Y	Y	Y	Y	Y	Y	Y	Y	Y	Y	Y	Y	Y	Y	Y	Y	Y	Y	Y	Y	Y	Y	Y	Y	Y	Y	Y	Y	
	Sum of exceedances	0	0	0	0	0	0	0	0	0	0	0	0	0	0	0	0	0	0	0	0	0	0	0	0	0	0	0	0	0	0	0	0	0	0

Signed: [Redacted] Date: 24/1/2025

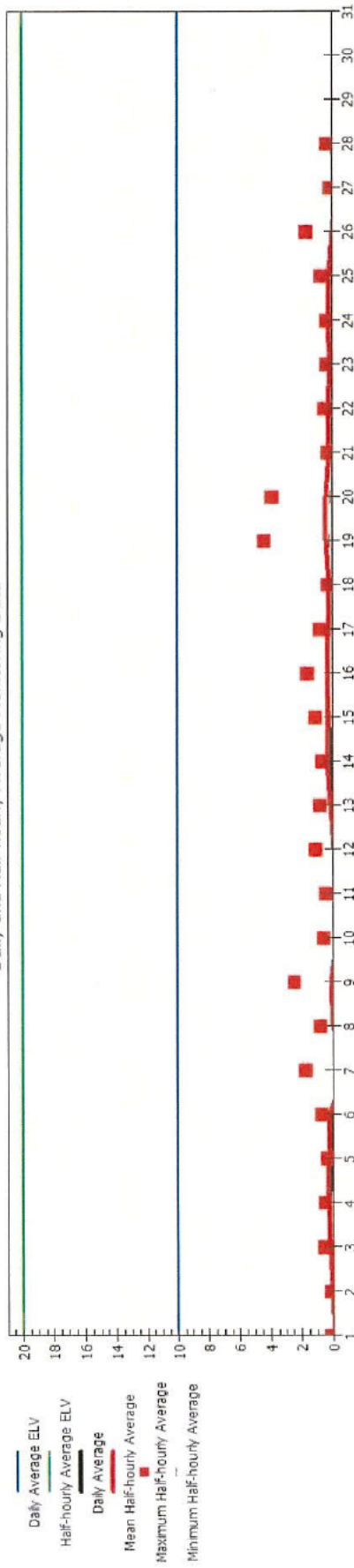
(Authorised to sign as a representative of the Operator)

Permit Reference Number : LP3030XA
 Installation: trident park cardiff

Operator : Viridor
 Form Number:

Reporting of Continuously Monitored Emissions to Air for VOC mg/m3 at Emission Point A2 For the month of February 2025

Daily and Half-hourly Average Monitoring Data



Monthly summary		Date	1	2	3	4	5	6	7	8	9	10	11	12	13	14	15	16	17	18	19	20	21	22	23	24	25	26	27	28	29	30	31				
Half-hourly average	Half-hourly average ELV		20	20	20	20	20	20	20	20	20	20	20	20	20	20	20	20	20	20	20	20	20	20	20	20	20	20	20	20	20	20	20	20	20		
	Maximum Half-hourly average		0	0	1	0	0	1	2	1	2	1	0	1	1	1	1	2	1	0	4	4	0	0	0	0	0	1	2	0	0	0	0	0	0		
	Monthly mean		0	0	0	0	0	0	0	0	0	0	0	0	0	0	0	0	0	0	0	0	0	0	0	0	0	0	0	0	0	0	0	0	0		
	Monthly minimum		0	0	0	0	0	0	0	0	0	0	0	0	0	0	0	0	0	0	0	0	0	0	0	0	0	0	0	0	0	0	0	0	0	0	
	Total Invalid results		0	0	0	0	0	0	0	0	0	0	0	0	0	0	0	0	0	0	0	0	0	0	0	0	0	0	0	0	0	0	0	0	0	0	
	Sum of exceedances		0	0	0	0	0	0	0	0	0	0	0	0	0	0	0	0	0	0	0	0	0	0	0	0	0	0	0	0	0	0	0	0	0	0	
Daily average	Daily average ELV		10	10	10	10	10	10	10	10	10	10	10	10	10	10	10	10	10	10	10	10	10	10	10	10	10	10	10	10	10	10	10	10	10	10	
	Daily average		0	0	0	0	0	0	0	0	0	0	0	0	0	0	0	0	0	0	0	0	0	0	0	0	0	0	0	0	0	0	0	0	0	0	0
	Value Valid?		Y	Y	Y	Y	Y	Y	Y	Y	Y	Y	Y	Y	Y	Y	Y	Y	Y	Y	Y	Y	Y	Y	Y	Y	Y	Y	Y	Y	Y	Y	Y	Y	Y	Y	
	Sum of exceedances		0	0	0	0	0	0	0	0	0	0	0	0	0	0	0	0	0	0	0	0	0	0	0	0	0	0	0	0	0	0	0	0	0	0	0

Signed: [Redacted] Date: 24/4/2025

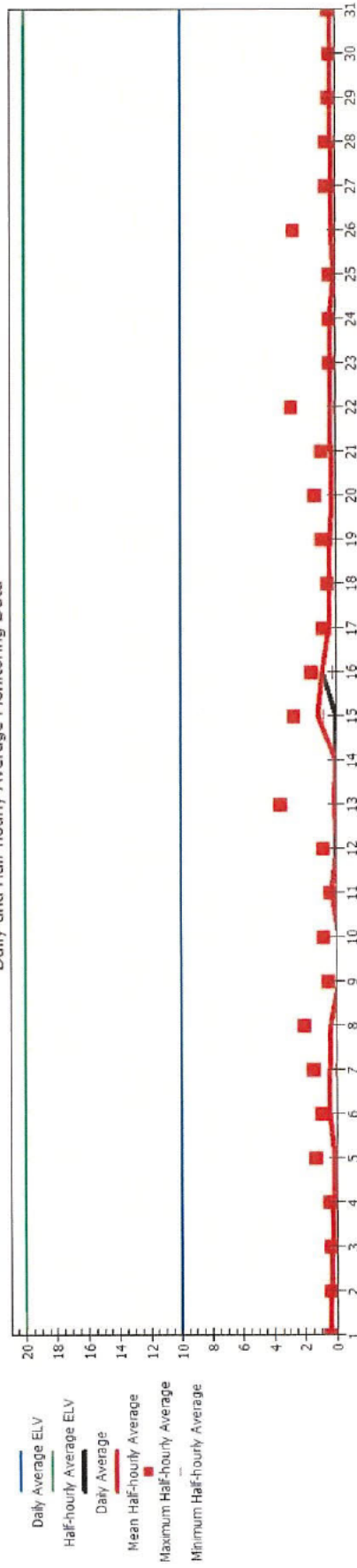
(Authorised to sign as a representative of the Operator)

Permit Reference Number : LP3030XA
 Installation: trident park cardiff

Operator : Viridor
 Form Number:

Reporting of Continuously Monitored Emissions to Air for VOC mg/m3 at Emission Point A2 For the month of March 2025

Daily and Half-hourly Average Monitoring Data



Monthly summary		Date	1	2	3	4	5	6	7	8	9	10	11	12	13	14	15	16	17	18	19	20	21	22	23	24	25	26	27	28	29	30	31						
Half-hourly average	Half-hourly average ELV		20	20	20	20	20	20	20	20	20	20	20	20	20	20	20	20	20	20	20	20	20	20	20	20	20	20	20	20	20	20	20	20					
	Monthly maximum	4	0	0	0	1	1	1	2	1	1	0	1	4	Off	3	1	1	0	1	1	0	1	1	3	0	0	0	0	0	0	0	0	0	0				
	Monthly mean	0	0	0	0	0	0	0	0	0	0	0	0	0	0	Off	1	0	0	0	0	0	0	0	0	0	0	0	0	0	0	0	0	0	0	0			
	Monthly minimum	0	0	0	0	0	0	0	0	0	0	0	0	0	0	Off	1	0	0	0	0	0	0	0	0	0	0	0	0	0	0	0	0	0	0	0	0		
	Total Invalid results	0	0	0	0	0	0	0	0	0	0	0	0	0	0	0	0	0	0	0	0	0	0	0	0	0	0	0	0	0	0	0	0	0	0	0	0	0	
Daily average	Sum of exceedances	0	0	0	0	0	0	0	0	0	0	0	0	0	0	0	0	0	0	0	0	0	0	0	0	0	0	0	0	0	0	0	0	0	0	0	0	0	
	Daily average ELV		10	10	10	10	10	10	10	10	10	10	10	10	10	10	10	10	10	10	10	10	10	10	10	10	10	10	10	10	10	10	10	10	10	10	10	10	
	Monthly maximum	1	0	0	0	0	0	0	0	0	0	0	0	0	0	N/A	N/A	Off	N/A	1	0	0	0	0	0	0	0	0	0	0	0	0	0	0	0	0	0	0	0
	No of invalid days	0	Y	Y	Y	Y	Y	Y	Y	Y	Y	Y	Y	Y	Y	Y	Y	Y	Y	Y	Y	Y	Y	Y	Y	Y	Y	Y	Y	Y	Y	Y	Y	Y	Y	Y	Y	Y	
	Sum of exceedances	0	N	N	N	N	N	N	N	N	N	N	N	N	N	N	N	N	N	N	N	N	N	N	N	N	N	N	N	N	N	N	N	N	N	N	N	N	N

Signed: [Redacted] Date: 24/4/2025

(Authorised to sign as a representative of the Operator)

Permit Reference Number : LP3030XA

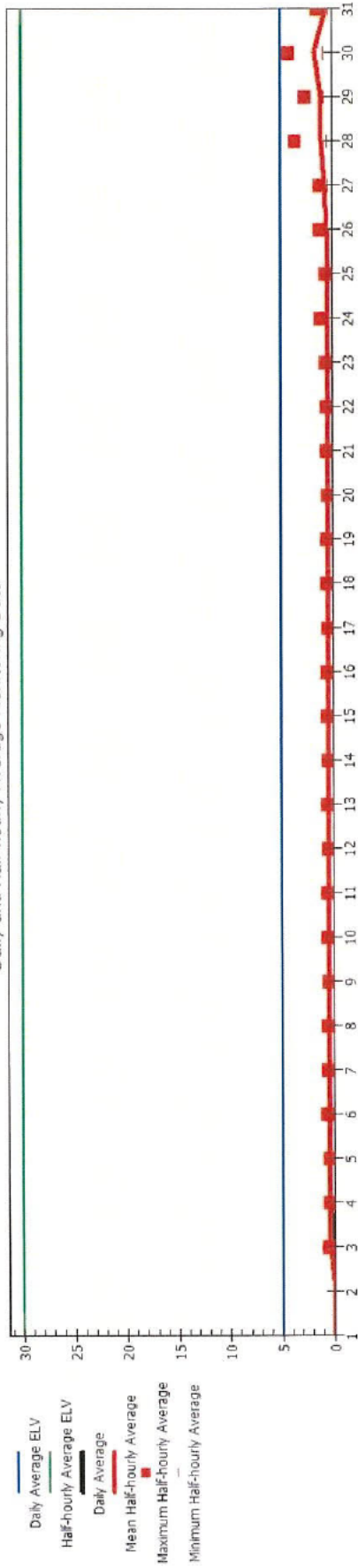
Installation: trident park cardiff

Operator : Viridor

Form Number:

Reporting of Continuously Monitored Emissions to Air for Particulates mg/m3 at Emission Point A2 For the month of January 2025

Daily and Half-hourly Average Monitoring Data



Monthly summary		Date	1	2	3	4	5	6	7	8	9	10	11	12	13	14	15	16	17	18	19	20	21	22	23	24	25	26	27	28	29	30	31					
Half-hourly average	Half-hourly average ELV		30	30	30	30	30	30	30	30	30	30	30	30	30	30	30	30	30	30	30	30	30	30	30	30	30	30	30	30	30	30	30	30				
	Monthly maximum	4	Off	Off	0	0	0	0	0	0	0	0	0	0	0	0	0	0	0	0	0	0	0	0	0	0	0	0	0	0	0	0	0	0	0			
	Monthly mean	1	Off	Off	0	0	0	0	0	0	0	0	0	0	0	0	0	0	0	0	0	0	0	0	0	0	0	0	0	0	0	0	0	0	0	0		
	Monthly minimum	0	Off	Off	0	0	0	0	0	0	0	0	0	0	0	0	0	0	0	0	0	0	0	0	0	0	0	0	0	0	0	0	0	0	0	0	0	
	Total Invalid results	0	0	0	0	0	0	0	0	0	0	0	0	0	0	0	0	0	0	0	0	0	0	0	0	0	0	0	0	0	0	0	0	0	0	0	0	
Daily average	Sum of exceedances	0	Off	Off	0	0	0	0	0	0	0	0	0	0	0	0	0	0	0	0	0	0	0	0	0	0	0	0	0	0	0	0	0	0	0	0		
	Daily average ELV		5	5	5	5	5	5	5	5	5	5	5	5	5	5	5	5	5	5	5	5	5	5	5	5	5	5	5	5	5	5	5	5	5	5		
	Monthly maximum	2	Off	Off	N/A	0	0	0	0	0	0	0	0	0	0	0	0	0	0	0	0	0	0	0	0	0	0	0	0	0	0	0	0	0	0	0	0	0
	No of invalid days	0	Y	Y	Y	Y	Y	Y	Y	Y	Y	Y	Y	Y	Y	Y	Y	Y	Y	Y	Y	Y	Y	Y	Y	Y	Y	Y	Y	Y	Y	Y	Y	Y	Y	Y	Y	
	Sum of exceedances	0	N	N	N	N	N	N	N	N	N	N	N	N	N	N	N	N	N	N	N	N	N	N	N	N	N	N	N	N	N	N	N	N	N	N	N	

Signed: [Redacted] Date: 24/4/2025

(Authorised to sign as a representative of the Operator)

Permit Reference Number : LP3030XA
 Installation: trident park cardiff

Operator : Viridor
 Form Number:

Reporting of Continuously Monitored Emissions to Air for Particulates mg/m3 at Emission Point A2 For the month of February 2025

Daily and Half-hourly Average Monitoring Data



	Monthly summary		Date																														
	Half-hourly average	Half-hourly average ELV	1	2	3	4	5	6	7	8	9	10	11	12	13	14	15	16	17	18	19	20	21	22	23	24	25	26	27	28	29	30	31
Monthly maximum	1	30	30	30	30	30	30	30	30	30	30	30	30	30	30	30	30	30	30	30	30	30	30	30	30	30	30	30	30	30	30	30	30
Monthly mean	0	0	0	0	0	0	0	0	0	0	0	0	0	0	0	0	0	0	0	0	0	0	0	0	0	0	0	0	0	0	0	0	0
Monthly minimum	0	0	0	0	0	0	0	0	0	0	0	0	0	0	0	0	0	0	0	0	0	0	0	0	0	0	0	0	0	0	0	0	
Total Invalid results	0	0	0	0	0	0	0	0	0	0	0	0	0	0	0	0	0	0	0	0	0	0	0	0	0	0	0	0	0	0	0	0	
Sum of exceedances	0	0	0	0	0	0	0	0	0	0	0	0	0	0	0	0	0	0	0	0	0	0	0	0	0	0	0	0	0	0	0	0	
Daily average	0	0	5	5	5	5	5	5	5	5	5	5	5	5	5	5	5	5	5	5	5	5	5	5	5	5	5	5	5	5	5		
Daily maximum	0	0	0	0	0	0	0	0	0	0	0	0	0	0	0	0	0	0	0	0	0	0	0	0	0	0	0	0	0	0	0	0	
No of invalid days	0	0	Y	Y	Y	Y	Y	Y	Y	Y	Y	Y	Y	Y	Y	Y	Y	Y	Y	Y	Y	Y	Y	Y	Y	Y	Y	Y	Y	Y	Y		
Sum of exceedances	0	0	N	N	N	N	N	N	N	N	N	N	N	N	N	N	N	N	N	N	N	N	N	N	N	N	N	N	N	N	N		

Signed: [Redacted] Date: 24/4/2025

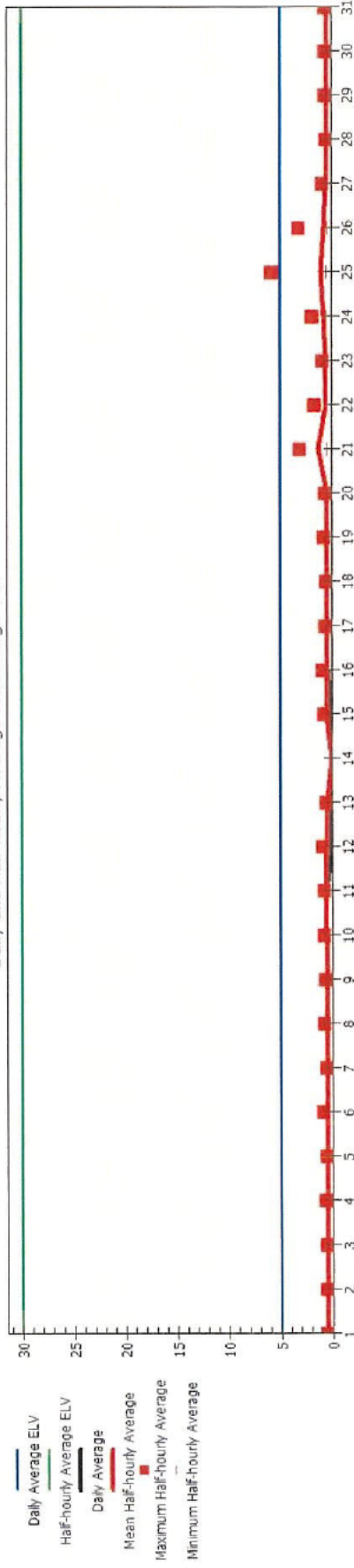
(Authorised to sign as a representative of the Operator)

Permit Reference Number : LP3030XA
 Installation: trident park cardiff

Operator : Viridor
 Form Number:

Reporting of Continuously Monitored Emissions to Air for Particulates mg/m3 at Emission Point A2 For the month of March 2025

Daily and Half-hourly Average Monitoring Data



Monthly summary		Date	1	2	3	4	5	6	7	8	9	10	11	12	13	14	15	16	17	18	19	20	21	22	23	24	25	26	27	28	29	30	31
Half-hourly average	Half-hourly average ELV		30	30	30	30	30	30	30	30	30	30	30	30	30	30	30	30	30	30	30	30	30	30	30	30	30	30	30	30	30	30	30
	Monthly maximum	6	0	1	0	1	1	0	1	1	1	1	1	0	Off	1	1	1	1	1	1	1	3	2	1	2	6	3	1	1	1	1	1
	Monthly mean	0	0	0	0	0	0	0	0	0	0	0	0	0	Off	0	0	0	0	0	0	0	1	1	0	1	1	0	0	0	0	0	
	Monthly minimum	0	0	0	0	0	0	0	0	0	0	0	0	0	Off	0	0	0	0	0	0	0	0	0	0	0	0	0	0	0	0	0	0
	Total Invalid results	0	0	0	0	0	0	0	0	0	0	0	0	0	0	0	0	0	0	0	0	0	0	0	0	0	0	0	0	0	0	0	0
Daily average	Sum of exceedances	0	0	0	0	0	0	0	0	0	0	0	0	0	Off	0	0	0	0	0	0	0	0	0	0	0	0	0	0	0	0	0	0
	Daily average ELV		5	5	5	5	5	5	5	5	5	5	5	5	5	5	5	5	5	5	5	5	5	5	5	5	5	5	5	5	5	5	5
	Monthly maximum	1	0	0	0	0	0	0	0	0	0	0	0	0	N/A	N/A	Off	N/A	0	0	0	0	1	1	0	1	1	1	0	0	0	0	0
	No of invalid days	0	Y	Y	Y	Y	Y	Y	Y	Y	Y	Y	Y	Y	Y	Y	Y	Y	Y	Y	Y	Y	Y	Y	Y	Y	Y	Y	Y	Y	Y	Y	Y
	Sum of exceedances	0	N	N	N	N	N	N	N	N	N	N	N	N	N	N	N	N	N	N	N	N	N	N	N	N	N	N	N	N	N	N	N

Signed: [Redacted] Date: 24/4/2025

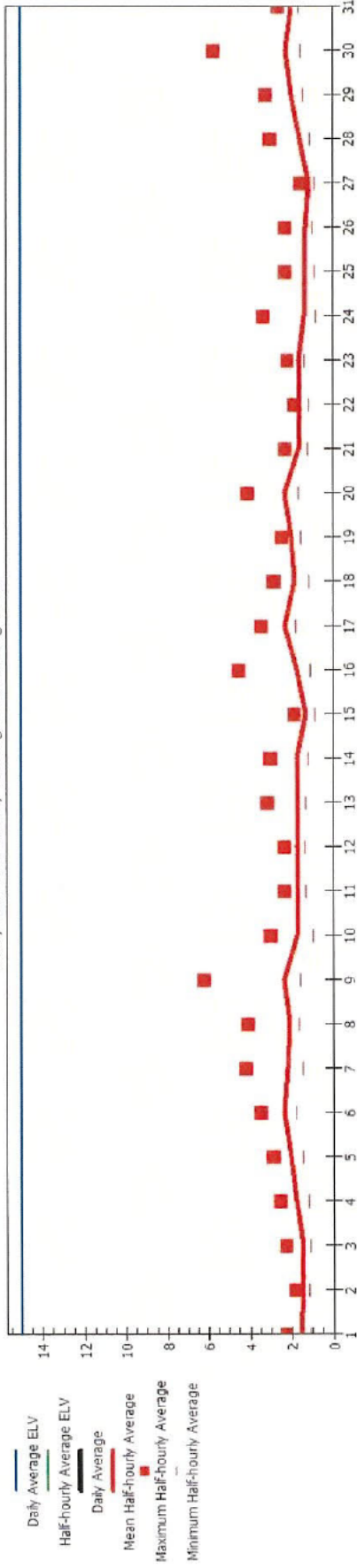
(Authorised to sign as a representative of the Operator)

Permit Reference Number : LP3030XA
 Installation: trident park cardiff

Operator : Viridor
 Form Number:

Reporting of Continuously Monitored Emissions to Air for NH3 mg/m3 at Emission Point A1 For the month of January 2025

Daily and Half-hourly Average Monitoring Data



Monthly summary		Date	1	2	3	4	5	6	7	8	9	10	11	12	13	14	15	16	17	18	19	20	21	22	23	24	25	26	27	28	29	30	31	
Half-hourly average	Half-hourly average ELV		N/A	N/A	N/A	N/A	N/A	N/A	N/A	N/A	N/A	N/A	N/A	N/A	N/A	N/A	N/A	N/A	N/A	N/A	N/A	N/A	N/A	N/A	N/A	N/A	N/A	N/A	N/A	N/A	N/A	N/A	N/A	
	Monthly maximum	6	2	2	3	3	4	4	4	6	3	2	2	3	3	3	2	5	3	3	2	4	2	2	2	3	2	2	1	3	3	6	3	
	Monthly mean	2	1	1	2	2	2	2	2	2	2	2	2	2	2	2	2	1	2	2	2	2	2	2	2	1	1	1	1	2	2	2	2	
	Monthly minimum	1	1	1	1	1	1	1	1	1	1	1	1	1	1	1	1	1	1	1	1	1	1	1	1	1	1	1	1	1	1	1	1	2
Daily average	Total invalid results	0	0	0	0	0	0	0	0	0	0	0	0	0	0	0	0	0	0	0	0	0	0	0	0	0	0	0	0	0	0	0	0	0
	Sum of exceedances	0	N/A	N/A	N/A	N/A	N/A	N/A	N/A	N/A	N/A	N/A	N/A	N/A	N/A	N/A	N/A	N/A	N/A	N/A	N/A	N/A	N/A	N/A	N/A	N/A	N/A	N/A	N/A	N/A	N/A	N/A	N/A	N/A
	Daily average ELV		15	15	15	15	15	15	15	15	15	15	15	15	15	15	15	15	15	15	15	15	15	15	15	15	15	15	15	15	15	15	15	15
	Monthly maximum	2	1	1	2	2	2	2	2	2	2	2	2	2	2	2	2	1	2	2	2	2	2	2	2	2	1	1	1	1	2	2	2	2
Daily average	No of invalid days	0	Y	Y	Y	Y	Y	Y	Y	Y	Y	Y	Y	Y	Y	Y	Y	Y	Y	Y	Y	Y	Y	Y	Y	Y	Y	Y	Y	Y	Y	Y	Y	
	Sum of exceedances	0	N	N	N	N	N	N	N	N	N	N	N	N	N	N	N	N	N	N	N	N	N	N	N	N	N	N	N	N	N	N	N	N

Signed: [Redacted] Date: 24/4/2025


(Authorised to sign as a representative of the Operator)

Permit Reference Number : LP3030XA
 Installation: trident park cardiff

Operator : Viridor
 Form Number:

Reporting of Continuously Monitored Emissions to Air for NH3 mg/m3 at Emission Point A1 For the month of February 2025

Daily and Half-hourly Average Monitoring Data



Monthly summary		Date	1	2	3	4	5	6	7	8	9	10	11	12	13	14	15	16	17	18	19	20	21	22	23	24	25	26	27	28	29	30	31	
Half-hourly average	Half-hourly average ELV	N/A	N/A	N/A	N/A	N/A	N/A	N/A	N/A	N/A	N/A	N/A	N/A	N/A	N/A	N/A	N/A	N/A	N/A	N/A	N/A	N/A	N/A	N/A	N/A	N/A	N/A	N/A	N/A	N/A	N/A	N/A	N/A	N/A
	Monthly maximum	10	3	4	3	4	4	5	7	2	2	2	3	2	2	3	5	5	3	2	10	4	2	3	3	3	4	4	4					
	Monthly mean	2	2	2	3	2	3	2	3	2	2	1	2	2	2	3	3	3	2	2	3	2	1	2	2	2	2	2	2					
	Monthly minimum	1	2	2	1	2	2	1	1	1	1	1	1	1	1	1	1	2	1	1	1	1	1	1	1	2	2	1	1					
Daily average	Total invalid results	0	0	0	0	0	0	0	0	0	0	0	0	0	0	0	0	0	0	0	0	0	0	0	0	0	0	0	0	0	0	0	0	
	Sum of exceedances	0	N/A	N/A	N/A	N/A	N/A	N/A	N/A	N/A	N/A	N/A	N/A	N/A	N/A	N/A	N/A	N/A	N/A	N/A	N/A	N/A	N/A	N/A	N/A	N/A	N/A	N/A	N/A	N/A	N/A	N/A	N/A	N/A
	Daily average ELV	3	15	15	15	15	15	15	15	15	15	15	15	15	15	15	15	15	15	15	15	15	15	15	15	15	15	15	15	15	15	15	15	
	Daily average	0	2	2	2	3	N/A	3	3	2	2	1	2	2	2	3	3	3	2	2	3	2	2	3	2	1	2	2	2	2	2	2	2	
Value Valid?	Value Valid?	0	Y	Y	Y	Y	Y	Y	Y	Y	Y	Y	Y	Y	Y	Y	Y	Y	Y	Y	Y	Y	Y	Y	Y	Y	Y	Y	Y	Y	Y	Y	Y	
	Value Exceeds ELV?	0	N	N	N	N	N	N	N	N	N	N	N	N	N	N	N	N	N	N	N	N	N	N	N	N	N	N	N	N	N	N	N	N

Signed: [Redacted] Date: 24/4/2025

(Authorised to sign as a representative of the Operator)

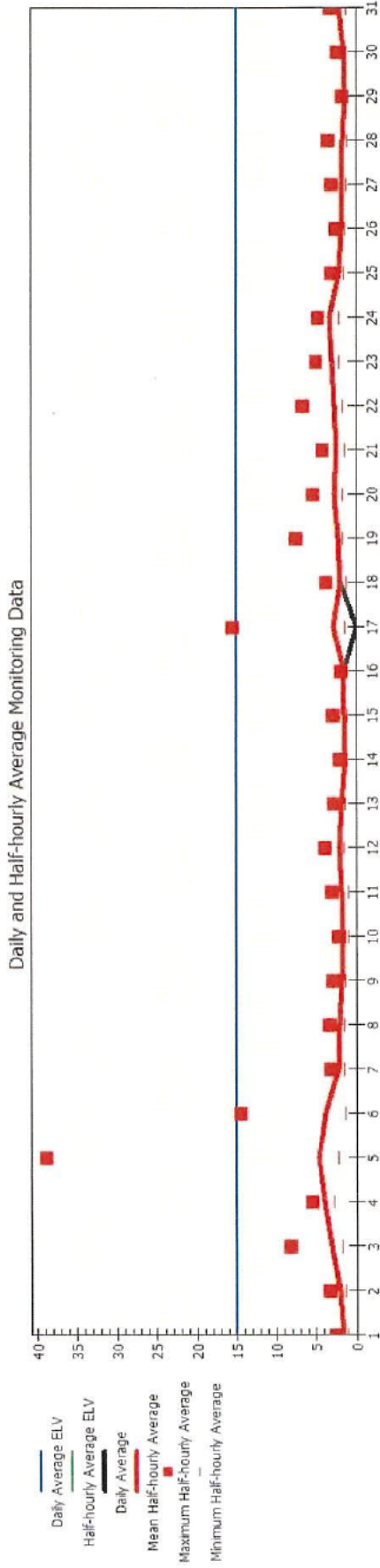
Permit Reference Number : LP3030XA

Installation: trident park cardiff

Operator : Viridor

Form Number:

Reporting of Continuously Monitored Emissions to Air for NH3 mg/m3 at Emission Point A1 For the month of March 2025



Monthly summary		Date	1	2	3	4	5	6	7	8	9	10	11	12	13	14	15	16	17	18	19	20	21	22	23	24	25	26	27	28	29	30	31	
Half-hourly average	Half-hourly average ELV		N/A	N/A	N/A	N/A	N/A	N/A	N/A	N/A	N/A	N/A	N/A	N/A	N/A	N/A	N/A	N/A	N/A	N/A	N/A	N/A	N/A	N/A	N/A	N/A	N/A	N/A	N/A	N/A	N/A	N/A	N/A	N/A
	Monthly maximum	39	2	3	8	5	39	14	3	3	3	3	4	3	3	2	3	2	15	4	8	5	4	7	5	5	3	2	3	3	2	2	3	
	Monthly mean	2	2	3	4	5	4	2	2	2	2	2	2	2	2	1	2	2	3	2	2	3	2	3	3	2	2	2	2	1	1	2	1	2
	Monthly minimum	1	1	1	2	3	2	1	2	1	1	1	1	1	1	1	1	1	1	1	1	2	1	2	2	2	2	1	1	1	1	1	1	1
Daily average	Total Invalid results	0	0	0	0	0	0	0	0	0	0	0	0	0	0	0	0	0	0	0	0	0	0	0	0	0	0	0	0	0	0	0	0	0
	Sum of exceedances	0	N/A	N/A	N/A	N/A	N/A	N/A	N/A	N/A	N/A	N/A	N/A	N/A	N/A	N/A	N/A	N/A	N/A	N/A	N/A	N/A	N/A	N/A	N/A	N/A	N/A	N/A	N/A	N/A	N/A	N/A	N/A	N/A
	Daily average ELV		15	15	15	15	15	15	15	15	15	15	15	15	15	15	15	15	15	15	15	15	15	15	15	15	15	15	15	15	15	15	15	15
	Monthly maximum	5	2	2	3	4	5	4	2	2	2	2	2	2	2	1	2	2	N/A	2	2	3	2	3	3	2	2	2	2	2	1	1	2	1
Daily average	No of invalid days	0	Y	Y	Y	Y	Y	Y	Y	Y	Y	Y	Y	Y	Y	Y	Y	Y	Y	Y	Y	Y	Y	Y	Y	Y	Y	Y	Y	Y	Y	Y	Y	Y
	Sum of exceedances	0	N	N	N	N	N	N	N	N	N	N	N	N	N	N	N	N	N	N	N	N	N	N	N	N	N	N	N	N	N	N	N	N

Signed: [Redacted] Date: 24/4/2025

(Authorised to sign as a representative of the Operator)

Permit Reference Number : LP3030XA


Installation: trident park cardiff

Operator : Viridor

Form Number:

Reporting of Continuously Monitored Emissions to Air for NH3 mg/m3 at Emission Point A2 For the month of January 2025

Daily and Half-hourly Average Monitoring Data



Monthly summary		Date	1	2	3	4	5	6	7	8	9	10	11	12	13	14	15	16	17	18	19	20	21	22	23	24	25	26	27	28	29	30	31	
Half-hourly average	Half-hourly average ELV		N/A	N/A	N/A	N/A	N/A	N/A	N/A	N/A	N/A	N/A	N/A	N/A	N/A	N/A	N/A	N/A	N/A	N/A	N/A	N/A	N/A	N/A	N/A	N/A	N/A	N/A	N/A	N/A	N/A	N/A	N/A	
	Monthly maximum	7	Off	Off	7	2	3	1	2	2	2	1	1	1	5	1	2	1	1	1	1	1	1	1	1	2	1	1	2	1	1	1	1	
	Monthly mean	1	Off	Off	3	1	1	1	1	1	1	1	1	1	1	1	1	1	1	1	1	1	0	0	1	1	1	1	1	1	1	1	1	
	Monthly minimum	0	Off	Off	1	1	1	1	1	1	1	1	1	1	1	1	1	1	1	0	1	1	0	0	0	0	0	0	0	0	0	0	0	0
Daily average	Total Invalid results	0	0	0	0	0	0	0	0	0	0	0	0	0	0	0	0	0	0	0	0	0	0	0	0	0	0	0	0	0	0	0	0	
	Sum of exceedances	0	Off	Off	N/A	N/A	N/A	N/A	N/A	N/A	N/A	N/A	N/A	N/A	N/A	N/A	N/A	N/A	N/A	N/A	N/A	N/A	N/A	N/A	N/A	N/A	N/A	N/A	N/A	N/A	N/A	N/A	N/A	N/A
	Daily average ELV		15	15	15	15	15	15	15	15	15	15	15	15	15	15	15	15	15	15	15	15	15	15	15	15	15	15	15	15	15	15	15	
	Monthly maximum	1	Off	Off	N/A	1	1	1	1	1	1	1	1	1	1	1	1	1	1	1	1	1	0	0	1	1	1	1	1	1	1	1	1	1
Daily average	No of invalid days	0	Y	Y	Y	Y	Y	Y	Y	Y	Y	Y	Y	Y	Y	Y	Y	Y	Y	Y	Y	Y	Y	Y	Y	Y	Y	Y	Y	Y	Y	Y	Y	
	Sum of exceedances	0	N	N	N	N	N	N	N	N	N	N	N	N	N	N	N	N	N	N	N	N	N	N	N	N	N	N	N	N	N	N	N	N

Signed: [Redacted] Date: 24/4/2025

(Authorised to sign as a representative of the Operator)

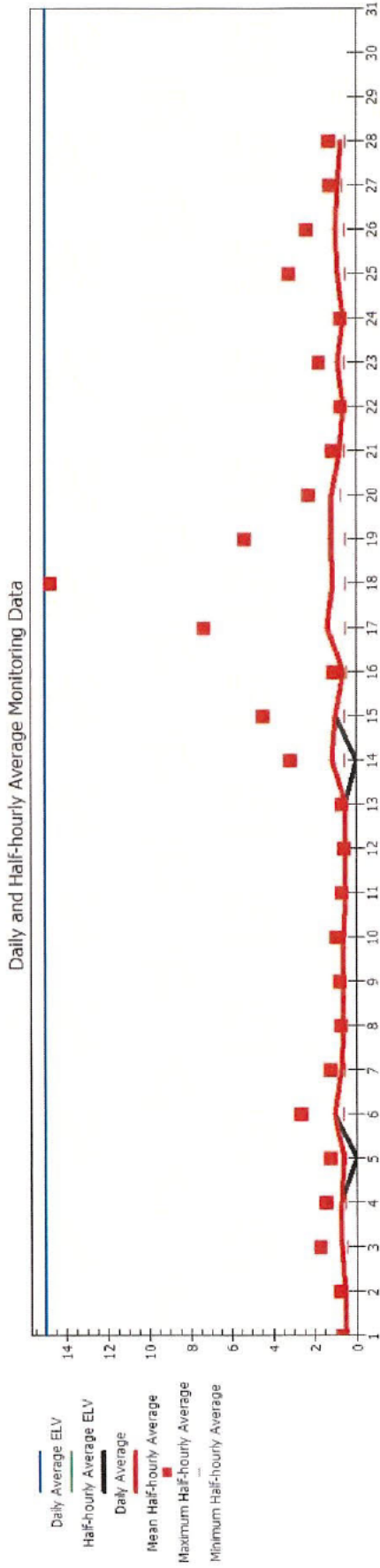
Permit Reference Number : LP3030XA

Installation: trident park cardiff

Operator : Viridor

Form Number:

Reporting of Continuously Monitored Emissions to Air for NH3 mg/m3 at Emission Point A2 For the month of February 2025



Monthly summary		Date	1	2	3	4	5	6	7	8	9	10	11	12	13	14	15	16	17	18	19	20	21	22	23	24	25	26	27	28	29	30	31		
Half-hourly average	Half-hourly average ELV		N/A	N/A	N/A	N/A	N/A	N/A	N/A	N/A	N/A	N/A	N/A	N/A	N/A	N/A	N/A	N/A	N/A	N/A	N/A	N/A	N/A	N/A	N/A	N/A	N/A	N/A	N/A	N/A	N/A	N/A	N/A	N/A	
	Monthly maximum	15	1	1	2	1	1	3	1	1	1	1	1	1	1	3	4	1	7	15	5	2	1	1	2	1	3	2	1	1					
	Monthly mean	1	1	1	1	1	1	1	1	1	1	1	1	1	1	1	1	1	1	1	1	1	1	1	1	1	1	1	1	1	1	1	1	1	
	Monthly minimum	0	0	0	0	0	0	0	0	0	0	0	0	0	0	0	0	0	0	0	0	0	0	0	0	0	0	0	0	0	0	0	0	0	0
	Total Invalid results	0	0	0	0	0	0	0	0	0	0	0	0	0	0	0	0	0	0	0	0	0	0	0	0	0	0	0	0	0	0	0	0	0	0
Daily average	Sum of exceedances	0	N/A	N/A	N/A	N/A	N/A	N/A	N/A	N/A	N/A	N/A	N/A	N/A	N/A	N/A	N/A	N/A	N/A	N/A	N/A	N/A	N/A	N/A	N/A	N/A	N/A	N/A	N/A	N/A	N/A	N/A	N/A	N/A	
	Daily average ELV		15	15	15	15	15	15	15	15	15	15	15	15	15	15	15	15	15	15	15	15	15	15	15	15	15	15	15	15	15	15	15	15	
	Monthly maximum	1	1	1	1	1	1	1	1	1	1	1	1	1	1	1	1	1	1	1	1	1	1	1	1	1	1	1	1	1	1	1	1	1	
	No of invalid days	0	Y	Y	Y	Y	Y	Y	Y	Y	Y	Y	Y	Y	Y	Y	Y	Y	Y	Y	Y	Y	Y	Y	Y	Y	Y	Y	Y	Y	Y	Y	Y	Y	
	Sum of exceedances	0	N	N	N	N	N	N	N	N	N	N	N	N	N	N	N	N	N	N	N	N	N	N	N	N	N	N	N	N	N	N	N	N	

Signed: [Redacted] Date: 24/4/2025

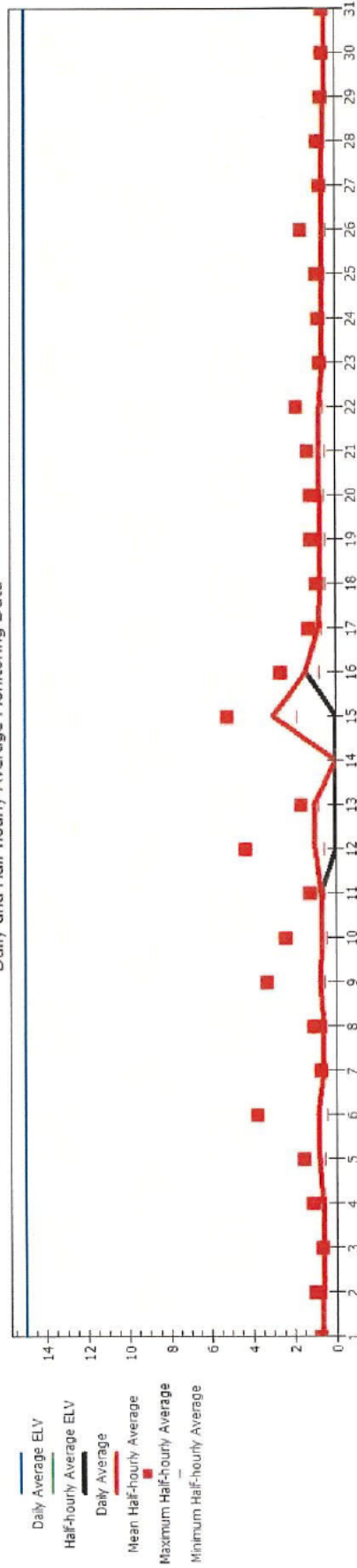
(Authorised to sign as a representative of the Operator)

Permit Reference Number : LP3030XA
 Installation: trident park cardiff

Operator : Viridor
 Form Number:

Reporting of Continuously Monitored Emissions to Air for NH3 mg/m3 at Emission Point A2 For the month of March 2025

Daily and Half-hourly Average Monitoring Data



Monthly summary		Date	1	2	3	4	5	6	7	8	9	10	11	12	13	14	15	16	17	18	19	20	21	22	23	24	25	26	27	28	29	30	31	
Half-hourly average	Half-hourly average ELV		N/A	N/A	N/A	N/A	N/A	N/A	N/A	N/A	N/A	N/A	N/A	N/A	N/A	N/A	N/A	N/A	N/A	N/A	N/A	N/A	N/A	N/A	N/A	N/A	N/A	N/A	N/A	N/A	N/A	N/A	N/A	N/A
	Monthly maximum	5	1	1	1	2	4	1	1	3	2	1	4	2	Off	5	3	1	1	1	1	1	1	2	1	1	1	1	2	1	1	1	1	1
	Monthly mean	1	1	1	1	1	1	1	1	1	1	1	1	1	Off	3	1	1	1	1	1	1	1	1	1	1	1	1	1	1	1	1	1	0
	Monthly minimum	0	1	0	1	1	0	0	1	0	1	0	1	1	1	Off	2	1	1	0	0	0	0	1	0	0	0	0	0	0	0	0	0	0
Daily average	Total Invalid results	0	0	0	0	0	0	0	0	0	0	0	0	0	0	0	0	0	0	0	0	0	0	0	0	0	0	0	0	0	0	0	0	0
	Sum of exceedances	0	N/A	N/A	N/A	N/A	N/A	N/A	N/A	N/A	N/A	N/A	N/A	N/A	N/A	N/A	N/A	N/A	N/A	N/A	N/A	N/A	N/A	N/A	N/A	N/A	N/A	N/A	N/A	N/A	N/A	N/A	N/A	N/A
	Daily average ELV		15	15	15	15	15	15	15	15	15	15	15	15	15	15	15	15	15	15	15	15	15	15	15	15	15	15	15	15	15	15	15	15
	Daily maximum	1	1	1	1	1	1	1	1	1	1	1	1	1	N/A	N/A	Off	N/A	1	1	1	1	1	1	1	1	1	1	1	1	1	1	1	0
Daily average	No of invalid days	0	Y	Y	Y	Y	Y	Y	Y	Y	Y	Y	Y	Y	Y	Y	Y	Y	Y	Y	Y	Y	Y	Y	Y	Y	Y	Y	Y	Y	Y	Y	Y	
	Sum of exceedances	0	N	N	N	N	N	N	N	N	N	N	N	N	N	N	N	N	N	N	N	N	N	N	N	N	N	N	N	N	N	N	N	N

Signed: [Redacted] Date: 24/4/2025

(Authorised to sign as a representative of the Operator)