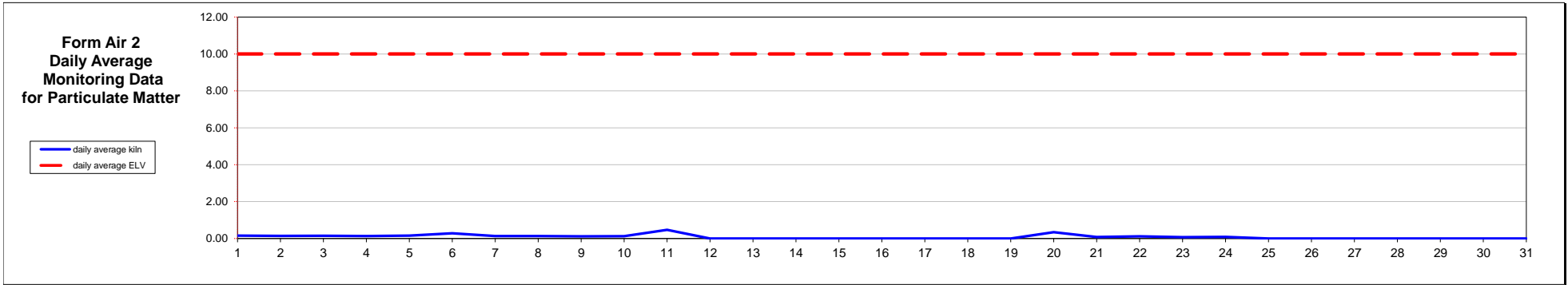


Permit Reference Number: BL3986ID

Operator: Tarmac Cement & Lime Ltd  
Dec-24

Installation: Aberthaw Works

Kiln Report of Continuous Monitored Emissions (Emission Point A1)



**Kiln**

Monthly summary		Date	1	2	3	4	5	6	7	8	9	10	11	12	13	14	15	16	17	18	19	20	21	22	23	24	25	26	27	28	29	30	31
Daily average	Monthly maximum	0	10	10	10	10	10	10	10	10	10	10	10	10	10	10	10	10	10	10	10	10	10	10	10	10	10	10	10	10	10	10	10
	No. of invalid days	0	0.16	0.14	0.15	0.13	0.15	0.28	0.14	0.14	0.12	0.12	0.47	0.00	0.00	0.00	0.00	0.00	0.00	0.00	0.00	0.34	0.08	0.12	0.08	0.09	0.00	0.00	0.00	0.00	0.00	0.00	
	Total invalid 1/2 hours	0	Y	Y	Y	Y	Y	Y	Y	Y	Y	Y	Y	Y	Y	Y	Y	Y	Y	Y	Y	Y	Y	Y	Y	Y	Y	Y	Y	Y	Y	Y	
	Sum of exceedances	0	0	0	0	0	0	0	0	0	0	0	0	0	0	0	0	0	0	0	0	0	0	0	0	0	0	0	0	0	0	0	0
		Value exceeds ELV (Y/N)	N	N	N	N	N	N	N	N	N	N	N	N	N	N	N	N	N	N	N	N	N	N	N	N	N	N	N	N	N	N	N

Signed ██████████  
(Authorised to sign as representative of Tarmac Cement Ltd)

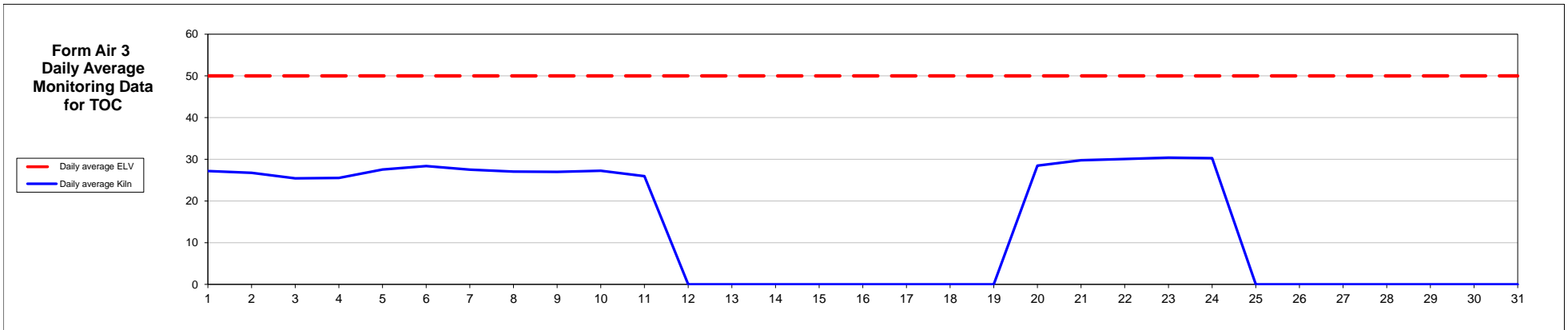
Date 31/12/2024

Permit Reference Number: BL3986ID

Operator: Tarmac Cement & Lime Ltd  
Dec-24

Installation: Aberthaw Works

Kiln Report of Continuous Monitored Emissions (Emission Point A1)



Kiln

Monthly summary		Date	1	2	3	4	5	6	7	8	9	10	11	12	13	14	15	16	17	18	19	20	21	22	23	24	25	26	27	28	29	30	31
Daily average	Daily average ELV		50	50	50	50	50	50	50	50	50	50	50	50	50	50	50	50	50	50	50	50	50	50	50	50	50	50	50	50	50	50	
	Monthly maximum	30	Daily average Kiln	27.2	26.7	25.4	25.5	27.5	28.4	27.5	27.0	27.0	27.3	25.9	0.0	0.0	0.0	0.0	0.0	0.0	0.0	0.0	28.5	29.8	30.1	30.4	30.3	0.0	0.0	0.0	0.0	0.0	
	No. of invalid days		Value valid?	Y	Y	Y	Y	Y	Y	Y	Y	Y	Y	Y	Y	Y	Y	Y	Y	Y	Y	Y	Y	Y	Y	Y	Y	Y	Y	Y	Y	Y	
	Total invalid 1/2 hours	0	No. of invalid 1/2 hours	0	0	0	0	0	0	0	0	0	0	0	0	0	0	0	0	0	0	0	0	0	0	0	0	0	0	0	0	0	0
	Sum of exceedances	0	Value exceeds ELV (Y/N)	N	N	N	N	N	N	N	N	N	N	N	N	N	N	N	N	N	N	N	N	N	N	N	N	N	N	N	N	N	N

Signed Daniel Bound  
(Authorised to sign as representative of Tarmac Cement Ltd)

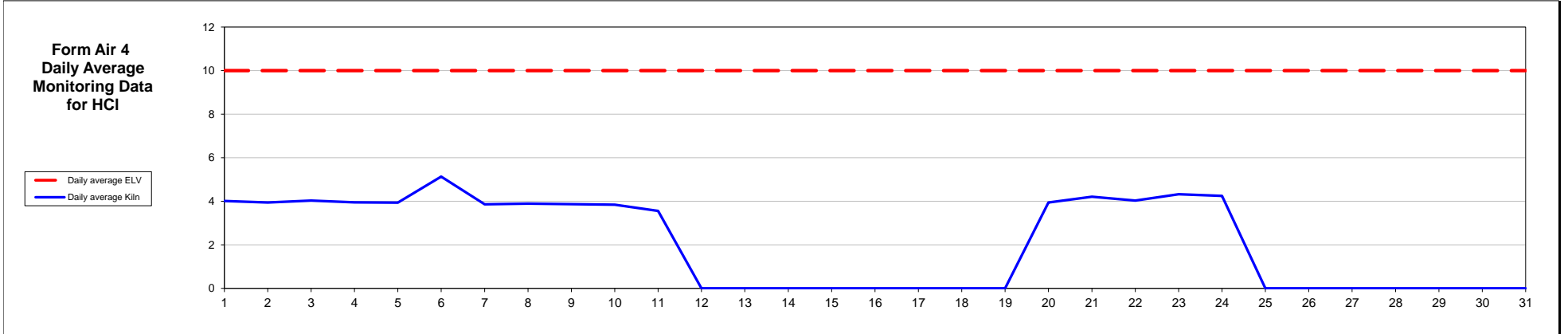
Date 31/12/2024

Permit Reference Number: BL3986ID

Operator: Tarmac Cement & Lime Ltd  
Dec-24

Installation: Aberthaw Works

Kiln Report of Continuous Monitored Emissions (Emission Point A1)



Kiln

Monthly summary		Date	1	2	3	4	5	6	7	8	9	10	11	12	13	14	15	16	17	18	19	20	21	22	23	24	25	26	27	28	29	30	31	
Daily average	Daily average ELV		10	10	10	10	10	10	10	10	10	10	10	10	10	10	10	10	10	10	10	10	10	10	10	10	10	10	10	10	10	10	10	
	Monthly maximum	5	Daily average Kiln	4.01	3.94	4.03	3.95	3.94	5.13	3.86	3.89	3.87	3.84	3.55	0.00	0.00	0.00	0.00	0.00	0.00	0.00	0.00	3.94	4.21	4.03	4.32	4.25	0.00	0.00	0.00	0.00	0.00	0.00	
	No. of invalid days		Value valid?	Y	Y	Y	Y	Y	Y	Y	Y	Y	Y	Y	Y	Y	Y	Y	Y	Y	Y	Y	Y	Y	Y	Y	Y	Y	Y	Y	Y	Y	Y	
	Total invalid 1/2 hours	0	No. of invalid 1/2 hours	0	0	0	0	0	0	0	0	0	0	0	0	0	0	0	0	0	0	0	0	0	0	0	0	0	0	0	0	0	0	0
	Sum of exceedances	0	Value exceeds ELV (Y/N)	N	N	N	N	N	N	N	N	N	N	N	N	N	N	N	N	N	N	N	N	N	N	N	N	N	N	N	N	N	N	N

Signed [REDACTED]  
(Authorised to sign as representative of Tarmac Cement Ltd)

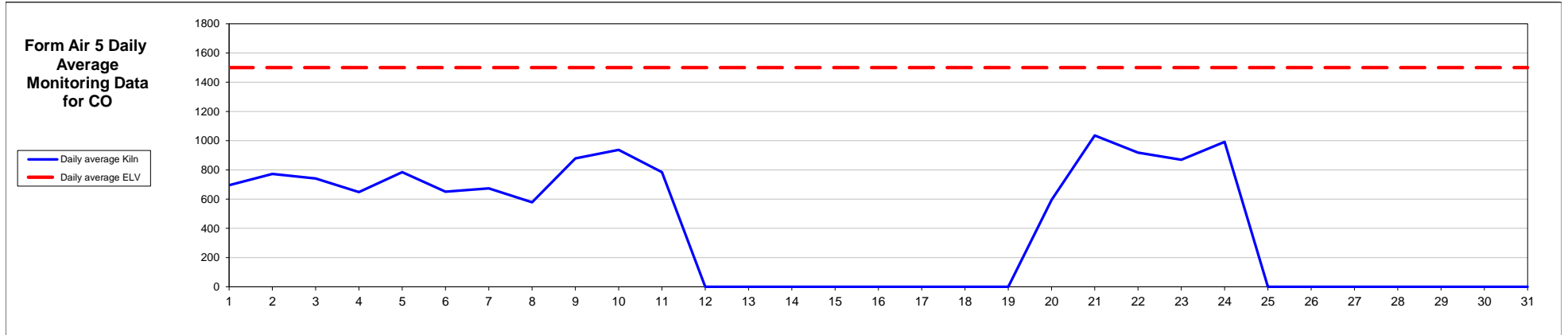
Date 31/12/2024

Permit Reference Number: BL3986ID

Operator: Tarmac Cement & Lime Ltd  
Dec-24

Installation: Aberthaw Works

Kiln Report of Continuous Monitored Emissions (Emission Point A1)



Kiln

Monthly summary		Date	1	2	3	4	5	6	7	8	9	10	11	12	13	14	15	16	17	18	19	20	21	22	23	24	25	26	27	28	29	30	31
Daily average	Monthly maximum	1035	Daily average ELV	1500	1500	1500	1500	1500	1500	1500	1500	1500	1500	1500	1500	1500	1500	1500	1500	1500	1500	1500	1500	1500	1500	1500	1500	1500	1500	1500	1500	1500	1500
	Daily average Kiln	695	772	741	648	785	651	674	578	878	937	784	0	0	0	0	0	0	0	0	594	1035	919	869	991	0	0	0	0	0	0	0	
	No. of invalid days		Value valid?	Y	Y	Y	Y	Y	Y	Y	Y	Y	Y	Y	Y	Y	Y	Y	Y	Y	Y	Y	Y	Y	Y	Y	Y	Y	Y	Y	Y	Y	
	Total invalid 1/2 hours	0	No. of invalid 1/2 hours	0	0	0	0	0	0	0	0	0	0	0	0	0	0	0	0	0	0	0	0	0	0	0	0	0	0	0	0	0	0
	Sum of exceedances		Value exceeds ELV (Y/N)	N	N	N	N	N	N	N	N	N	N	N	N	N	N	N	N	N	N	N	N	N	N	N	N	N	N	N	N	N	N

Signed XXXXXXXXXX  
(Authorised to sign as representative of Tarmac Cement Ltd)

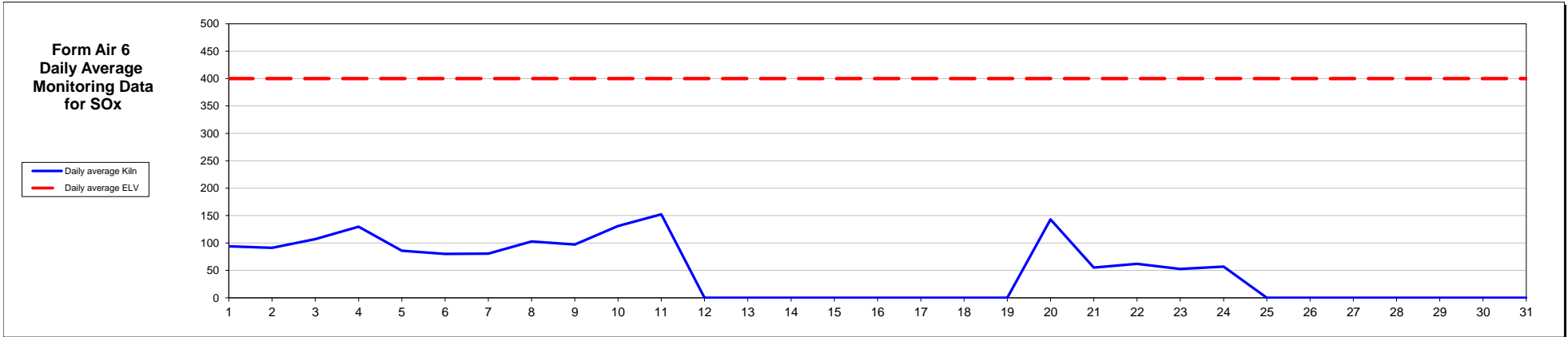
Date 31/12/2024

Permit Reference Number: BL3986ID

Operator: Tarmac Cement & Lime Ltd  
Dec-24

Installation: Aberthaw Works

Kiln Report of Continuous Monitored Emissions (Emission Point A1)



Kiln

Monthly summary		Date	1	2	3	4	5	6	7	8	9	10	11	12	13	14	15	16	17	18	19	20	21	22	23	24	25	26	27	28	29	30	31
Daily average	Monthly maximum	152	Daily average ELV 400																														
	No. of invalid days	0	Daily average Kiln values																														
	Total invalid 1/2 hours	0	Value valid? (Y/N)																														
	Sum of exceedances	0	No. of invalid 1/2 hours (0)																														
			Value exceeds ELV (Y/N) (N)																														

Signed [Redacted Signature]  
(Authorised to sign as representative of Tarmac Cement Ltd)

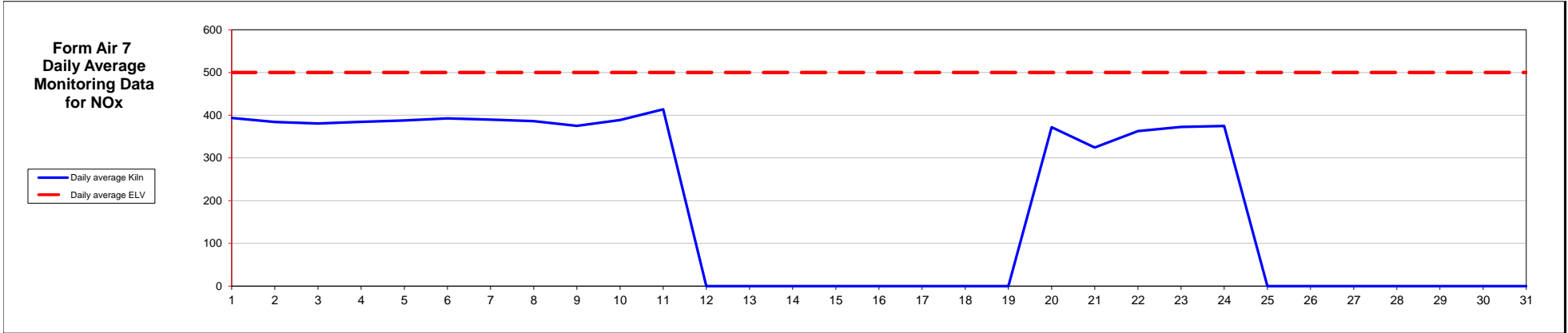
Date 31/12/2024

Permit Reference Number: BL3986ID

Operator: Tarmac Cement & Lime Ltd  
Dec-24

Installation: Aberthaw Works

Kiln Report of Continuous Monitored Emissions (Emission Point A1)



Kiln

Monthly summary		Date	1	2	3	4	5	6	7	8	9	10	11	12	13	14	15	16	17	18	19	20	21	22	23	24	25	26	27	28	29	30	31	
Daily average	Monthly maximum	414	Daily average ELV	500	500	500	500	500	500	500	500	500	500	500	500	500	500	500	500	500	500	500	500	500	500	500	500	500	500	500	500	500	500	
	Daily average Kiln	394	Daily average Kiln	394	384	381	385	388	393	390	386	375	389	414	0	0	0	0	0	0	0	0	372	324	363	373	375	0	0	0	0	0	0	
	No. of invalid days		Value valid?	Y	Y	Y	Y	Y	Y	Y	Y	Y	Y	Y	Y	Y	Y	Y	Y	Y	Y	Y	Y	Y	Y	Y	Y	Y	Y	Y	Y	Y	Y	
	Total invalid 1/2 hours	0	No. of invalid 1/2 hours	0	0	0	0	0	0	0	0	0	0	0	0	0	0	0	0	0	0	0	0	0	0	0	0	0	0	0	0	0	0	0
	Sum of exceedances	0	Value exceeds ELV (Y/N)	N	N	N	N	N	N	N	N	N	N	N	N	N	N	N	N	N	N	N	N	N	N	N	N	N	N	N	N	N	N	N

Signed [REDACTED]  
(Authorised to sign as representative of Tarmac Cement Ltd)

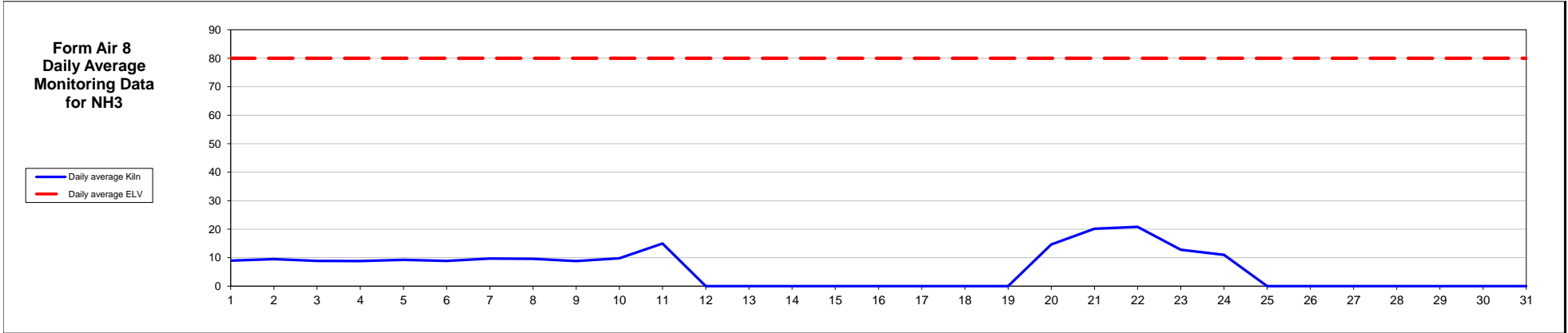
Date 31/12/2024

Permit Reference Number: BL3986ID

Operator: Tarmac Cement & Lime Ltd  
Dec-24

Installation: Aberthaw Works

Kiln Report of Continuous Monitored Emissions (Emission Point A1)



Kiln

Monthly summary		Date	1	2	3	4	5	6	7	8	9	10	11	12	13	14	15	16	17	18	19	20	21	22	23	24	25	26	27	28	29	30	31
Daily average	Monthly maximum	21	80	80	80	80	80	80	80	80	80	80	80	80	80	80	80	80	80	80	80	80	80	80	80	80	80	80	80	80	80	80	80
	No. of invalid days		9	9	9	9	9	9	10	10	9	10	15	0	0	0	0	0	0	0	0	0	15	20	21	13	11	0	0	0	0	0	0
	Total invalid 1/2 hours	0	0	0	0	0	0	0	0	0	0	0	0	0	0	0	0	0	0	0	0	0	0	0	0	0	0	0	0	0	0	0	0
	Sum of exceedances	0	N	N	N	N	N	N	N	N	N	N	N	N	N	N	N	N	N	N	N	N	N	N	N	N	N	N	N	N	N	N	N
				Y	Y	Y	Y	Y	Y	Y	Y	Y	Y	Y	Y	Y	Y	Y	Y	Y	Y	Y	Y	Y	Y	Y	Y	Y	Y	Y	Y	Y	Y

Signed [Redacted Signature]  
(Authorised to sign as representative of Tarmac Cement Ltd)

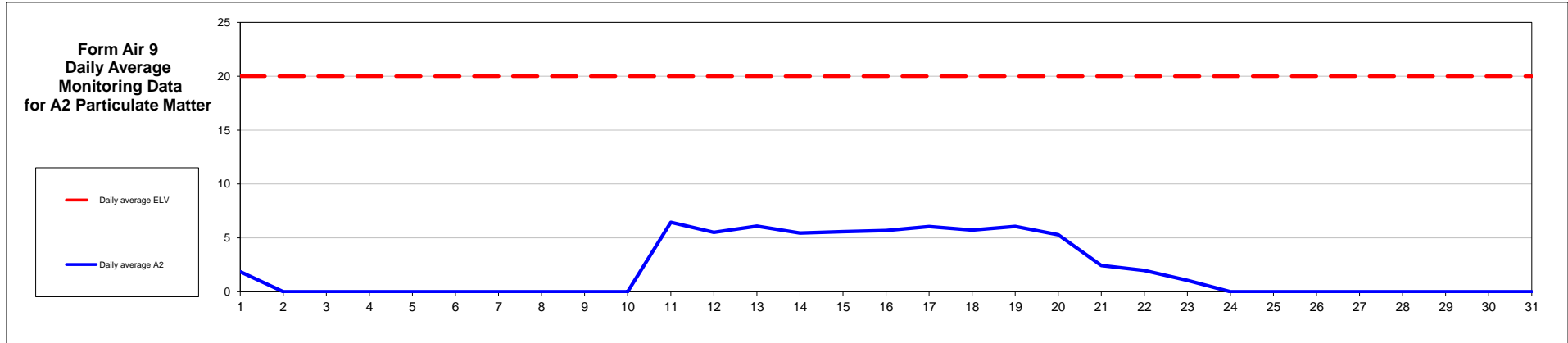
Date 31/12/2024

Permit Reference Number: BL3986ID

Operator: Tarmac Cement & Lime Ltd  
Dec-24

Installation: Aberthaw Works

Cement Mill Report of Continuous Monitored Emissions (Emission Point A2)



Cement Mill

Monthly summary		Date	1	2	3	4	5	6	7	8	9	10	11	12	13	14	15	16	17	18	19	20	21	22	23	24	25	26	27	28	29	30	31
Daily average	Daily average ELV		20	20	20	20	20	20	20	20	20	20	20	20	20	20	20	20	20	20	20	20	20	20	20	20	20	20	20	20	20	20	20
	Monthly maximum	6.44	Daily average A2	1.86	0.00	0.00	0.00	0.00	0.00	0.00	0.00	0.00	6.44	5.51	6.09	5.44	5.57	5.68	6.05	5.72	6.06	5.29	2.43	1.98	1.06	0.00	0.00	0.00	0.00	0.00	0.00	0.00	
	No. of invalid days		Value valid?	Y	Y	Y	Y	Y	Y	Y	Y	Y	Y	Y	Y	Y	Y	Y	Y	Y	Y	Y	Y	Y	Y	Y	Y	Y	Y	Y	Y	Y	
	Total invalid 1/2 hours	0	No. of invalid 1/2 hours	0	0	0	0	0	0	0	0	0	0	0	0	0	0	0	0	0	0	0	0	0	0	0	0	0	0	0	0	0	0
	Sum of exceedances	0	Value exceeds ELV (Y/N)	N	N	N	N	N	N	N	N	N	N	N	N	N	N	N	N	N	N	N	N	N	N	N	N	N	N	N	N	N	N

Signed [Redacted Signature]  
(Authorised to sign as representative of Tarmac Cement Ltd)

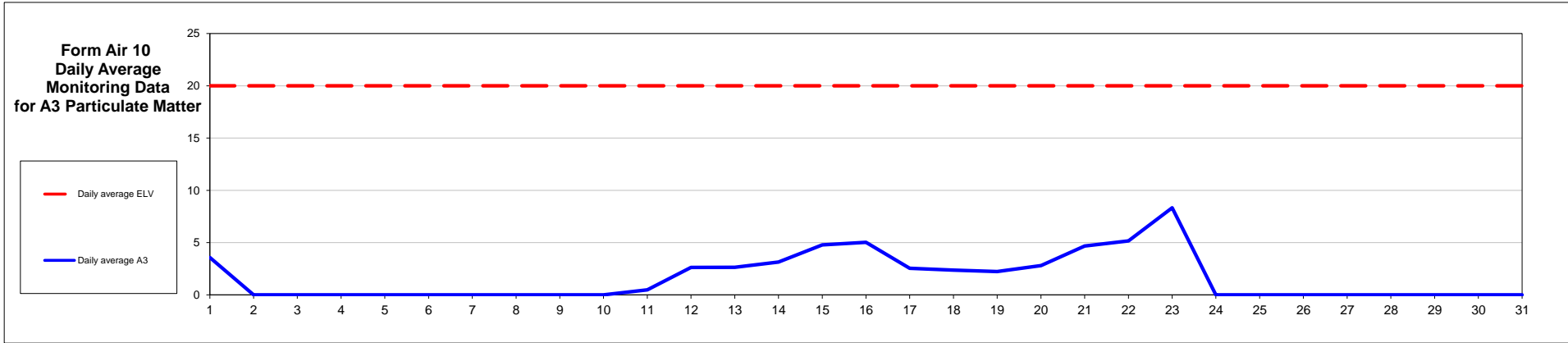
Date 31/12/2024

Permit Reference Number: BL3986ID

Operator: Tarmac Cement & Lime Ltd  
Dec-24

Installation: Aberthaw Works

Cement Mill Report of Continuous Monitored Emissions (Emission Point A3)



Cement Mill

Monthly summary		Date	1	2	3	4	5	6	7	8	9	10	11	12	13	14	15	16	17	18	19	20	21	22	23	24	25	26	27	28	29	30	31
Daily average	Monthly maximum	8.33	Daily average ELV	20	20	20	20	20	20	20	20	20	20	20	20	20	20	20	20	20	20	20	20	20	20	20	20	20	20	20	20	20	20
	Daily average A3	3.58	Daily average A3	3.58	0.00	0.00	0.00	0.00	0.00	0.00	0.00	0.00	0.47	2.62	2.64	3.14	4.78	5.03	2.54	2.36	2.24	2.80	4.67	5.16	8.33	0.00	0.00	0.00	0.00	0.00	0.00	0.00	
	No. of invalid days		Value valid?	Y	Y	Y	Y	Y	Y	Y	Y	Y	Y	Y	Y	Y	Y	Y	Y	Y	Y	Y	Y	Y	Y	Y	Y	Y	Y	Y	Y	Y	
	Total invalid 1/2 hours	0	No. of invalid 1/2 hours	0	0	0	0	0	0	0	0	0	0	0	0	0	0	0	0	0	0	0	0	0	0	0	0	0	0	0	0	0	0
	Sum of exceedances	0	Value exceeds ELV (Y/N)	N	N	N	N	N	N	N	N	N	N	N	N	N	N	N	N	N	N	N	N	N	N	N	N	N	N	N	N	N	N

Signed [Redacted Signature]  
(Authorised to sign as representative of Tarmac Cement Ltd)

Date 31/12/2024