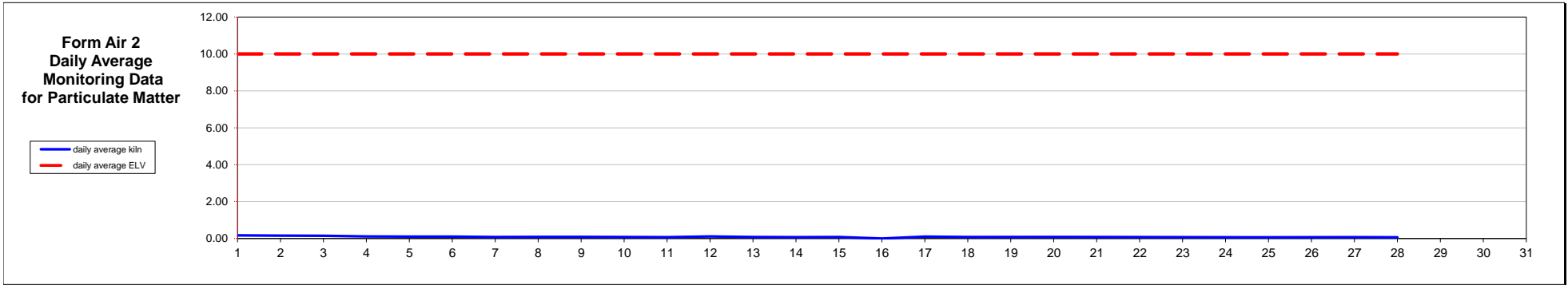


Permit Reference Number: BL3986ID

Operator: Tarmac Cement & Lime Ltd  
Feb-25

Installation: Aberthaw Works

Kiln Report of Continuous Monitored Emissions (Emission Point A1)



**Kiln**

Monthly summary		Date	1	2	3	4	5	6	7	8	9	10	11	12	13	14	15	16	17	18	19	20	21	22	23	24	25	26	27	28			
Daily average	Monthly maximum	0	10	10	10	10	10	10	10	10	10	10	10	10	10	10	10	10	10	10	10	10	10	10	10	10	10	10	10	10	10	10	10
	No. of invalid days	0	0.17	0.16	0.15	0.11	0.11	0.10	0.08	0.09	0.09	0.08	0.08	0.11	0.08	0.07	0.08	0.00	0.10	0.08	0.08	0.08	0.08	0.08	0.08	0.08	0.06	0.07	0.07	0.07			
	Total invalid 1/2 hours	0	Y	Y	Y	Y	Y	Y	Y	Y	Y	Y	Y	Y	Y	Y	Y	Y	Y	Y	Y	Y	Y	Y	Y	Y	Y	Y	Y	Y	Y	Y	
	Sum of exceedances	0	No. of invalid 1/2 hours	0	0	0	0	0	0	0	0	0	0	0	0	0	0	0	0	0	0	0	0	0	0	0	0	0	0	0	0	0	0
		Value exceeds ELV (Y/N)	N	N	N	N	N	N	N	N	N	N	N	N	N	N	N	N	N	N	N	N	N	N	N	N	N	N	N	N	N	N	N

Signed ██████████  
(Authorised to sign as representative of Tarmac Cement Ltd)

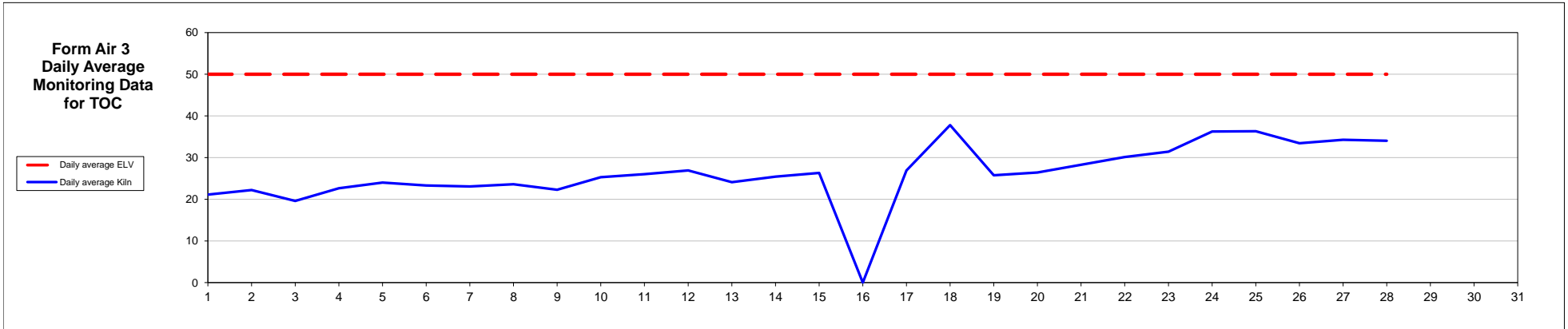
Date 11/03/2025

Permit Reference Number: BL3986ID

Operator: Tarmac Cement & Lime Ltd  
Feb-25

Installation: Aberthaw Works

Kiln Report of Continuous Monitored Emissions (Emission Point A1)



Kiln

Monthly summary		Date	1	2	3	4	5	6	7	8	9	10	11	12	13	14	15	16	17	18	19	20	21	22	23	24	25	26	27	28							
Daily average	Daily average ELV		50	50	50	50	50	50	50	50	50	50	50	50	50	50	50	50	50	50	50	50	50	50	50	50	50	50	50	50	50	50	50				
	Monthly maximum	38	Daily average Kiln	21.1	22.2	19.6	22.6	24.0	23.3	23.1	23.6	22.3	25.3	26.0	26.9	24.1	25.4	26.3	0.0	26.9	37.8	25.7	26.4	28.3	30.1	31.4	36.2	36.3	33.5	34.3	34.0						
	No. of invalid days		Value valid?	Y	Y	Y	Y	Y	Y	Y	Y	Y	Y	Y	Y	Y	Y	Y	Y	Y	Y	Y	Y	Y	Y	Y	Y	Y	Y	Y	Y	Y	Y	Y			
	Total invalid 1/2 hours	0	No. of invalid 1/2 hours	0	0	0	0	0	0	0	0	0	0	0	0	0	0	0	0	0	0	0	0	0	0	0	0	0	0	0	0	0	0	0	0		
	Sum of exceedances	0	Value exceeds ELV (Y/N)	N	N	N	N	N	N	N	N	N	N	N	N	N	N	N	N	N	N	N	N	N	N	N	N	N	N	N	N	N	N	N	N		

Signed [Redacted]  
(Authorised to sign as representative of Tarmac Cement Ltd)

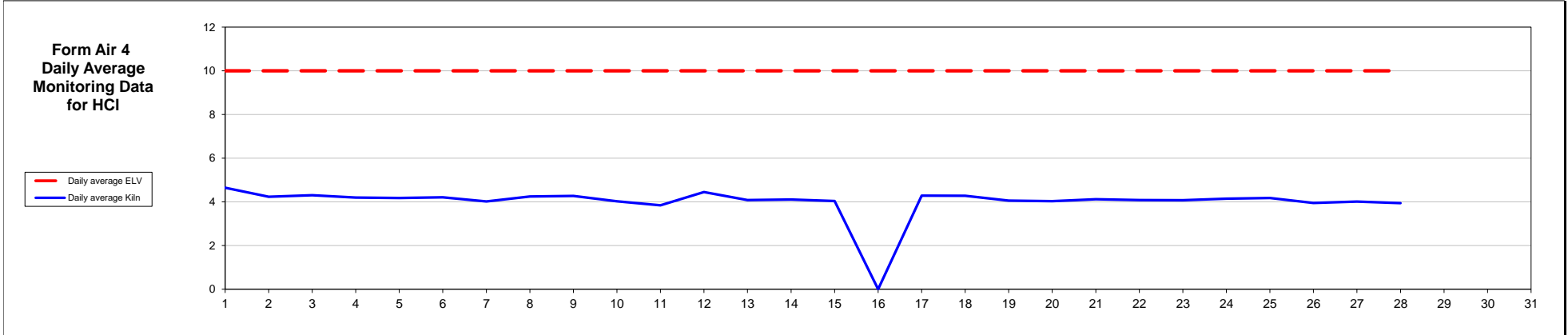
Date 11/03/2025

Permit Reference Number: BL3986ID

Operator: Tarmac Cement & Lime Ltd  
Feb-25

Installation: Aberthaw Works

Kiln Report of Continuous Monitored Emissions (Emission Point A1)



**Kiln**

Monthly summary		Date	1	2	3	4	5	6	7	8	9	10	11	12	13	14	15	16	17	18	19	20	21	22	23	24	25	26	27	28									
Daily average	Daily average ELV		10	10	10	10	10	10	10	10	10	10	10	10	10	10	10	10	10	10	10	10	10	10	10	10	10	10	10	10	10	10							
	Monthly maximum	5	Daily average Kiln	4.65	4.23	4.31	4.20	4.18	4.21	4.02	4.25	4.27	4.03	3.84	4.45	4.08	4.11	4.04	0.00	4.28	4.28	4.05	4.03	4.12	4.08	4.08	4.14	4.18	3.95	4.01	3.94								
	No. of invalid days		Value valid?	Y	Y	Y	Y	Y	Y	Y	Y	Y	Y	Y	Y	Y	Y	Y	Y	Y	Y	Y	Y	Y	Y	Y	Y	Y	Y	Y	Y	Y	Y	Y					
	Total invalid 1/2 hours	0	No. of invalid 1/2 hours	0	0	0	0	0	0	0	0	0	0	0	0	0	0	0	0	0	0	0	0	0	0	0	0	0	0	0	0	0	0	0	0	0			
	Sum of exceedances	0	Value exceeds ELV (Y/N)	N	N	N	N	N	N	N	N	N	N	N	N	N	N	N	N	N	N	N	N	N	N	N	N	N	N	N	N	N	N	N	N	N	N		

Signed [REDACTED]  
(Authorised to sign as representative of Tarmac Cement Ltd)

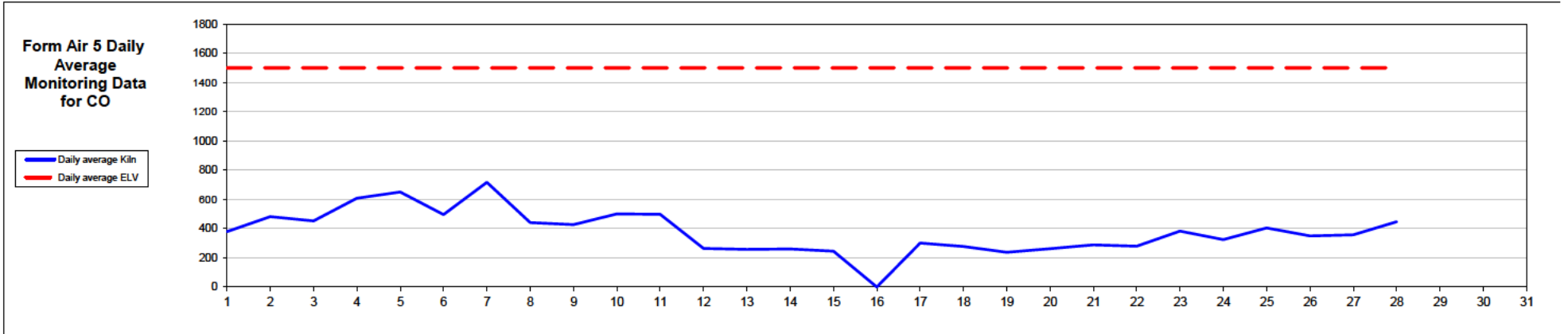
Date 11/03/2025

Permit Reference Number: BL3986ID

Operator: Tarmac Cement & Lime Ltd  
Feb-25

Installation: Aberthaw Works

Kiln Report of Continuous Monitored Emissions (Emission Point A1)



Kiln

Monthly summary		Date	1	2	3	4	5	6	7	8	9	10	11	12	13	14	15	16	17	18	19	20	21	22	23	24	25	26	27	28				
Daily average	Monthly maximum	716	Daily average ELV	1500	1500	1500	1500	1500	1500	1500	1500	1500	1500	1500	1500	1500	1500	1500	1500	1500	1500	1500	1500	1500	1500	1500	1500	1500	1500	1500				
	Daily average Kiln	379	481	452	607	660	498	716	441	427	500	497	264	257	260	248	0	300	277	237	262	288	279	382	324	404	350	367	447					
	No. of invalid days		Value valid?	Y	Y	Y	Y	Y	Y	Y	Y	Y	Y	Y	Y	Y	Y	Y	Y	Y	Y	Y	Y	Y	Y	Y	Y	Y	Y	Y				
	Total invalid 1/2 hours	0	No. of invalid 1/2 hours	0	0	0	0	0	0	0	0	0	0	0	0	0	0	0	0	0	0	0	0	0	0	0	0	0	0	0	0			
	Sum of exceedances		Value exceeds ELV (Y/N)	N	N	N	N	N	N	N	N	N	N	N	N	N	N	N	N	N	N	N	N	N	N	N	N	N	N	N	N			

Signed [Redacted Signature]  
(Authorised to sign as representative of Tarmac Cement Ltd)

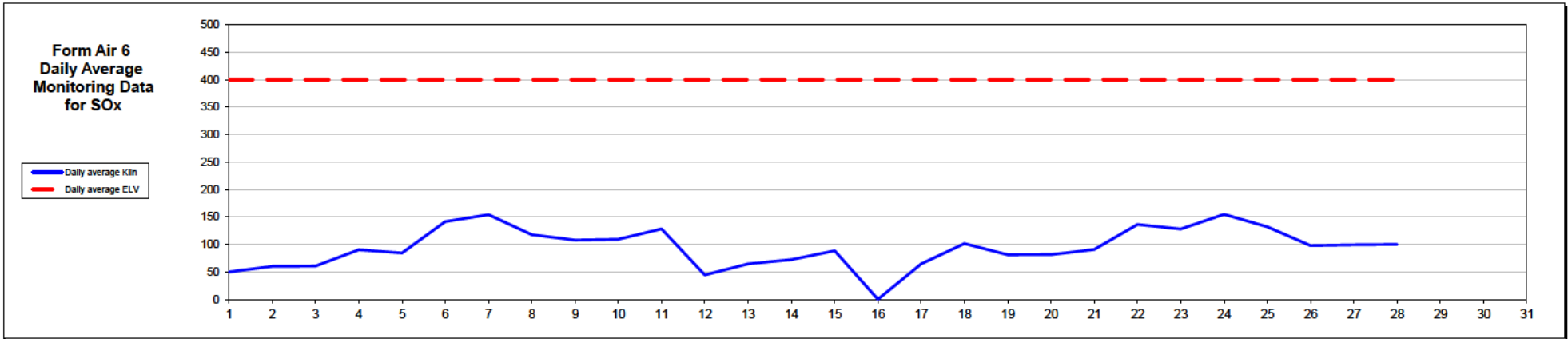
Date 11/03/2025

Permit Reference Number: BL3986ID

Operator: Tarmac Cement & Lime Ltd  
Feb-25

Installation: Aberthaw Works

Kiln Report of Continuous Monitored Emissions (Emission Point A1)



Kiln

Monthly summary		Date	1	2	3	4	5	6	7	8	9	10	11	12	13	14	15	16	17	18	19	20	21	22	23	24	25	26	27	28							
Daily average		Daily average ELV	400	400	400	400	400	400	400	400	400	400	400	400	400	400	400	400	400	400	400	400	400	400	400	400	400	400	400	400	400						
	Monthly maximum	156	Daily average Kiln	50	60	60	90	84	142	154	118	108	109	128	44	65	72	88	0	64	101	81	81	91	136	128	155	132	98	99	100						
	No. of invalid days		Value valid?	Y	Y	Y	Y	Y	Y	Y	Y	Y	Y	Y	Y	Y	Y	Y	Y	Y	Y	Y	Y	Y	Y	Y	Y	Y	Y	Y	Y	Y					
	Total invalid 1/2 hours	0	No. of invalid 1/2 hours	0	0	0	0	0	0	0	0	0	0	0	0	0	0	0	0	0	0	0	0	0	0	0	0	0	0	0	0	0	0	0			
	Sum of exceedances	0	Value exceeds ELV (Y/N)	N	N	N	N	N	N	N	N	N	N	N	N	N	N	N	N	N	N	N	N	N	N	N	N	N	N	N	N	N	N	N	N		

Signed [Redacted Signature]  
(Authorised to sign as representative of Tarmac Cement Ltd)

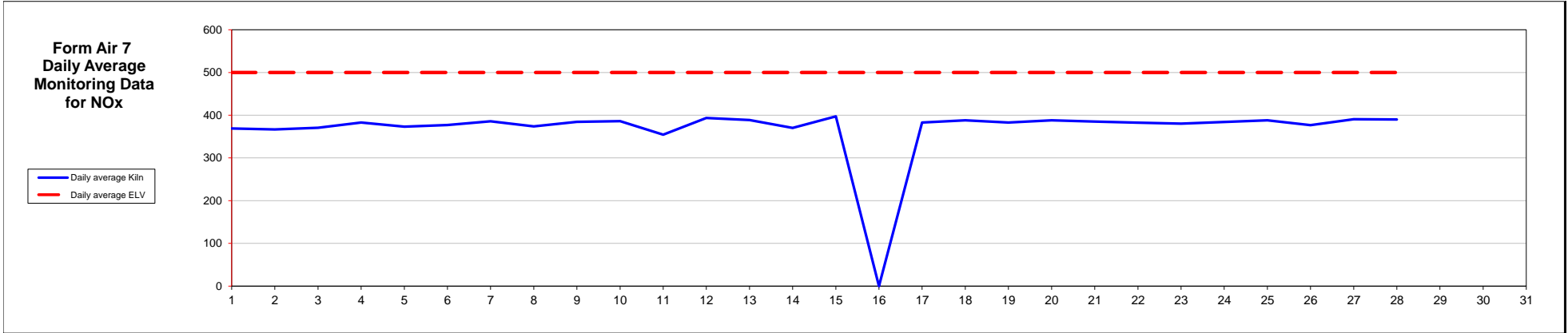
Date 11/03/2025

Permit Reference Number: BL3986ID

Operator: Tarmac Cement & Lime Ltd  
Feb-25

Installation: Aberthaw Works

Kiln Report of Continuous Monitored Emissions (Emission Point A1)



**Kiln**

Monthly summary		Date	1	2	3	4	5	6	7	8	9	10	11	12	13	14	15	16	17	18	19	20	21	22	23	24	25	26	27	28					
Daily average	Monthly maximum	397	Daily average ELV	500	500	500	500	500	500	500	500	500	500	500	500	500	500	500	500	500	500	500	500	500	500	500	500	500	500	500	500				
	Daily average Kiln	369	Daily average Kiln	369	367	371	383	373	377	386	374	385	386	354	393	389	370	397	0	383	388	383	388	385	382	380	384	388	377	391	390				
	No. of invalid days		Value valid?	Y	Y	Y	Y	Y	Y	Y	Y	Y	Y	Y	Y	Y	Y	Y	Y	Y	Y	Y	Y	Y	Y	Y	Y	Y	Y	Y	Y				
	Total invalid 1/2 hours	0	No. of invalid 1/2 hours	0	0	0	0	0	0	0	0	0	0	0	0	0	0	0	0	0	0	0	0	0	0	0	0	0	0	0	0	0			
	Sum of exceedances	0	Value exceeds ELV (Y/N)	N	N	N	N	N	N	N	N	N	N	N	N	N	N	N	N	N	N	N	N	N	N	N	N	N	N	N	N	N			

Signed ██████████  
(Authorised to sign as representative of Tarmac Cement Ltd)

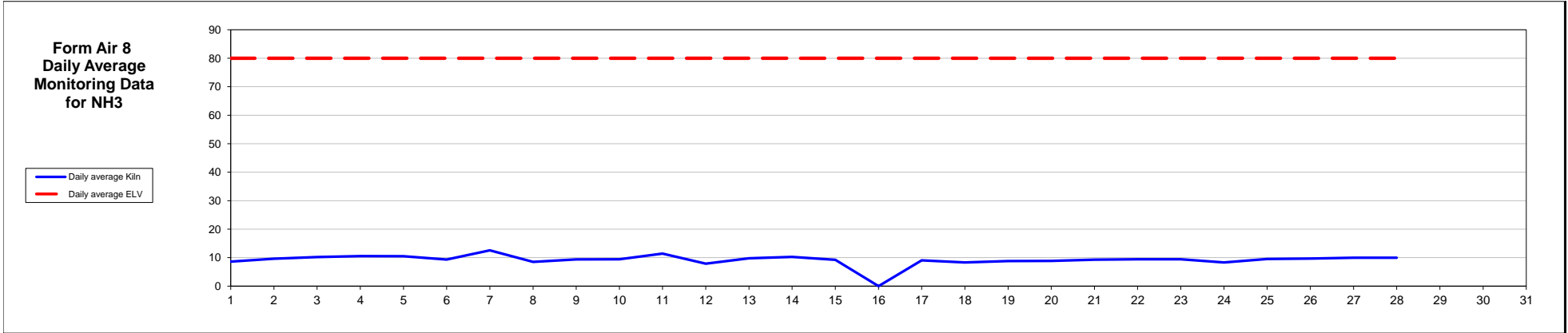
Date 11/03/2025

Permit Reference Number: BL3986ID

Operator: Tarmac Cement & Lime Ltd  
Feb-25

Installation: Aberthaw Works

Kiln Report of Continuous Monitored Emissions (Emission Point A1)



Kiln

Monthly summary		Date	1	2	3	4	5	6	7	8	9	10	11	12	13	14	15	16	17	18	19	20	21	22	23	24	25	26	27	28				
Daily average	Monthly maximum	13	Daily average ELV	80	80	80	80	80	80	80	80	80	80	80	80	80	80	80	80	80	80	80	80	80	80	80	80	80	80	80	80			
	No. of invalid days		Daily average Kiln	9	10	10	11	11	9	13	9	9	9	11	8	10	10	9	0	9	8	9	9	9	9	9	8	10	10	10	10			
	Total invalid 1/2 hours	0	No. of invalid 1/2 hours	0	0	0	0	0	0	0	0	0	0	0	0	0	0	0	0	0	0	0	0	0	0	0	0	0	0	0	0			
	Sum of exceedances	0	Value exceeds ELV (Y/N)	N	N	N	N	N	N	N	N	N	N	N	N	N	N	N	N	N	N	N	N	N	N	N	N	N	N	N				
				Value valid?	Y	Y	Y	Y	Y	Y	Y	Y	Y	Y	Y	Y	Y	Y	Y	Y	Y	Y	Y	Y	Y	Y	Y	Y	Y	Y				

Signed [Redacted Signature]  
(Authorised to sign as representative of Tarmac Cement Ltd)

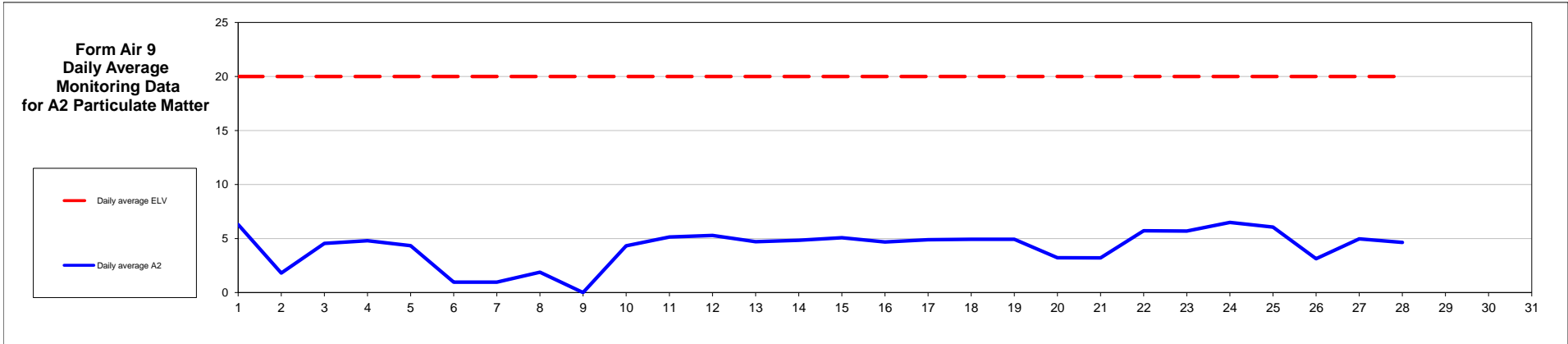
Date 11/03/2025

Permit Reference Number: BL3986ID

Operator: Tarmac Cement & Lime Ltd  
Feb-25

Installation: Aberthaw Works

Cement Mill Report of Continuous Monitored Emissions (Emission Point A2)



Cement Mill

Monthly summary		Date	1	2	3	4	5	6	7	8	9	10	11	12	13	14	15	16	17	18	19	20	21	22	23	24	25	26	27	28								
Daily average		Daily average ELV	20	20	20	20	20	20	20	20	20	20	20	20	20	20	20	20	20	20	20	20	20	20	20	20	20	20	20	20	20	20						
	Monthly maximum	6.49	Daily average A2	6.29	1.81	4.55	4.80	4.34	0.96	0.97	1.88	0.00	4.33	5.14	5.29	4.70	4.84	5.08	4.68	4.89	4.94	4.93	3.22	3.21	5.72	5.69	6.49	6.06	3.13	4.97	4.64							
	No. of invalid days		Value valid?	Y	Y	Y	Y	Y	Y	Y	Y	Y	Y	Y	Y	Y	Y	Y	Y	Y	Y	Y	Y	Y	Y	Y	Y	Y	Y	Y	Y	Y	Y					
	Total invalid 1/2 hours	0	No. of invalid 1/2 hours	0	0	0	0	0	0	0	0	0	0	0	0	0	0	0	0	0	0	0	0	0	0	0	0	0	0	0	0	0	0	0	0			
	Sum of exceedances	0	Value exceeds ELV (Y/N)	N	N	N	N	N	N	N	N	N	N	N	N	N	N	N	N	N	N	N	N	N	N	N	N	N	N	N	N	N	N	N	N	N		

Signed XXXXXXXXXX  
(Authorised to sign as representative of Tarmac Cement Ltd)

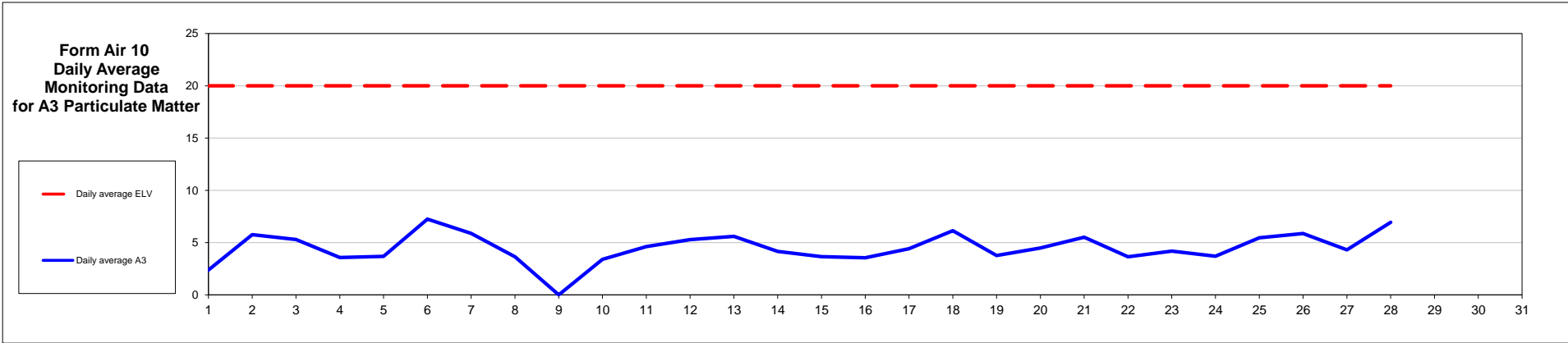
Date 11/03/2025

Permit Reference Number: BL3986ID

Operator: Tarmac Cement & Lime Ltd  
Feb-25

Installation: Aberthaw Works

Cement Mill Report of Continuous Monitored Emissions (Emission Point A3)



Cement Mill

Monthly summary		Date	1	2	3	4	5	6	7	8	9	10	11	12	13	14	15	16	17	18	19	20	21	22	23	24	25	26	27	28						
Daily average	Monthly maximum	7.25	Daily average ELV	20	20	20	20	20	20	20	20	20	20	20	20	20	20	20	20	20	20	20	20	20	20	20	20	20	20	20	20					
	Daily average A3	2.38	Daily average A3	2.38	5.76	5.30	3.57	3.69	7.25	5.88	3.64	0.00	3.39	4.62	5.29	5.59	4.15	3.66	3.55	4.41	6.13	3.77	4.48	5.51	3.65	4.18	3.70	5.45	5.87	4.30	6.94					
	No. of invalid days		Value valid?	Y	Y	Y	Y	Y	Y	Y	Y	Y	Y	Y	Y	Y	Y	Y	Y	Y	Y	Y	Y	Y	Y	Y	Y	Y	Y	Y	Y					
	Total invalid 1/2 hours	0	No. of invalid 1/2 hours	0	0	0	0	0	0	0	0	0	0	0	0	0	0	0	0	0	0	0	0	0	0	0	0	0	0	0	0	0	0			
	Sum of exceedances	0	Value exceeds ELV (Y/N)	N	N	N	N	N	N	N	N	N	N	N	N	N	N	N	N	N	N	N	N	N	N	N	N	N	N	N	N	N	N			

Signed XXXXXXXXXX  
(Authorised to sign as representative of Tarmac Cement Ltd)

Date 11/03/2025