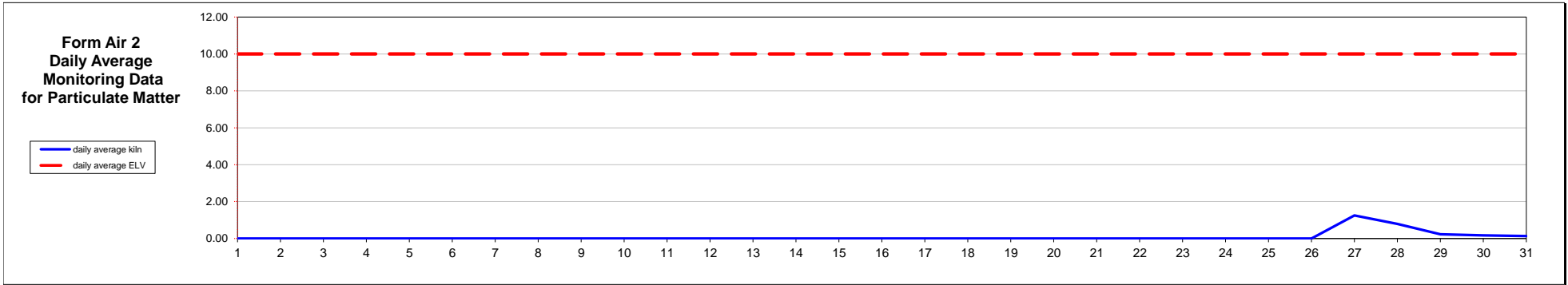


Permit Reference Number: BL3986ID

Operator: Tarmac Cement & Lime Ltd  
Jan-25

Installation: Aberthaw Works

Kiln Report of Continuous Monitored Emissions (Emission Point A1)



**Kiln**

Monthly summary		Date	1	2	3	4	5	6	7	8	9	10	11	12	13	14	15	16	17	18	19	20	21	22	23	24	25	26	27	28	29	30	31	
Daily average	Monthly maximum	Daily average ELV	10	10	10	10	10	10	10	10	10	10	10	10	10	10	10	10	10	10	10	10	10	10	10	10	10	10	10	10	10	10	10	
	No. of invalid days	Daily average Kiln	0.00	0.00	0.00	0.00	0.00	0.00	0.00	0.00	0.00	0.00	0.00	0.00	0.00	0.00	0.00	0.00	0.00	0.00	0.00	0.00	0.00	0.00	0.00	0.00	0.00	0.00	1.25	0.79	0.23	0.17	0.13	
	Total invalid 1/2 hours	Value valid?	Y	Y	Y	Y	Y	Y	Y	Y	Y	Y	Y	Y	Y	Y	Y	Y	Y	Y	Y	Y	Y	Y	Y	Y	Y	Y	Y	Y	Y	Y	Y	
	Sum of exceedances	No. of invalid 1/2 hours	0	0	0	0	0	0	0	0	0	0	0	0	0	0	0	0	0	0	0	0	0	0	0	0	0	0	0	0	0	0	0	0
		Value exceeds ELV (Y/N)	N	N	N	N	N	N	N	N	N	N	N	N	N	N	N	N	N	N	N	N	N	N	N	N	N	N	N	N	N	N	N	N

Signed [Redacted Signature]  
(Authorised to sign as representative of Tarmac Cement Ltd)

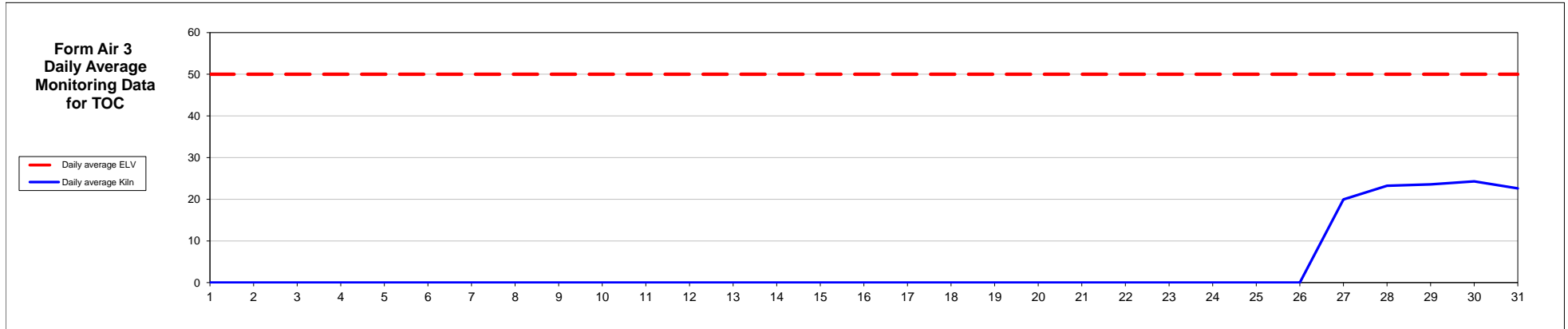
Date 03/02/2025

Permit Reference Number: BL3986ID

Operator: Tarmac Cement & Lime Ltd  
Jan-25

Installation: Aberthaw Works

Kiln Report of Continuous Monitored Emissions (Emission Point A1)



**Kiln**

Monthly summary		Date	1	2	3	4	5	6	7	8	9	10	11	12	13	14	15	16	17	18	19	20	21	22	23	24	25	26	27	28	29	30	31	
Daily average	Daily average ELV		50	50	50	50	50	50	50	50	50	50	50	50	50	50	50	50	50	50	50	50	50	50	50	50	50	50	50	50	50	50	50	
	Monthly maximum	24	Daily average Kiln																															
	No. of invalid days		0.0	0.0	0.0	0.0	0.0	0.0	0.0	0.0	0.0	0.0	0.0	0.0	0.0	0.0	0.0	0.0	0.0	0.0	0.0	0.0	0.0	0.0	0.0	0.0	0.0	0.0	0.0	20.0	23.2	23.6	24.3	22.6
	Total invalid 1/2 hours	0	Value valid?																															
	Sum of exceedances	0	No. of invalid 1/2 hours																															
			0	0	0	0	0	0	0	0	0	0	0	0	0	0	0	0	0	0	0	0	0	0	0	0	0	0	0	0	0	0	0	0
			Value exceeds ELV (Y/N)																															
			N	N	N	N	N	N	N	N	N	N	N	N	N	N	N	N	N	N	N	N	N	N	N	N	N	N	N	N	N	N	N	

Signed [REDACTED]  
(Authorised to sign as representative of Tarmac Cement Ltd)

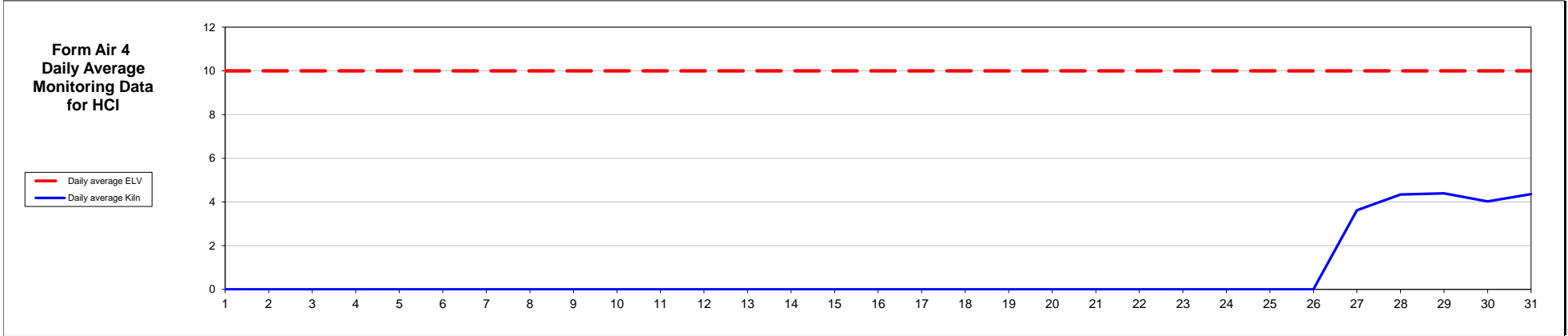
Date 03/02/2025

Permit Reference Number: BL3986ID

Operator: Tarmac Cement & Lime Ltd  
Jan-25

Installation: Aberthaw Works

Kiln Report of Continuous Monitored Emissions (Emission Point A1)



**Kiln**

Monthly summary		Date	1	2	3	4	5	6	7	8	9	10	11	12	13	14	15	16	17	18	19	20	21	22	23	24	25	26	27	28	29	30	31	
Daily average	Daily average ELV		10	10	10	10	10	10	10	10	10	10	10	10	10	10	10	10	10	10	10	10	10	10	10	10	10	10	10	10	10	10	10	
	Monthly maximum	4	Daily average Kiln	0.00	0.00	0.00	0.00	0.00	0.00	0.00	0.00	0.00	0.00	0.00	0.00	0.00	0.00	0.00	0.00	0.00	0.00	0.00	0.00	0.00	0.00	0.00	0.00	0.00	3.62	4.34	4.39	4.03	4.36	
	No. of invalid days		Value valid?	Y	Y	Y	Y	Y	Y	Y	Y	Y	Y	Y	Y	Y	Y	Y	Y	Y	Y	Y	Y	Y	Y	Y	Y	Y	Y	Y	Y	Y	Y	
	Total invalid 1/2 hours	0	No. of invalid 1/2 hours	0	0	0	0	0	0	0	0	0	0	0	0	0	0	0	0	0	0	0	0	0	0	0	0	0	0	0	0	0	0	0
	Sum of exceedances	0	Value exceeds ELV (Y/N)	N	N	N	N	N	N	N	N	N	N	N	N	N	N	N	N	N	N	N	N	N	N	N	N	N	N	N	N	N	N	N

Signed ██████████  
(Authorised to sign as representative of Tarmac Cement Ltd)

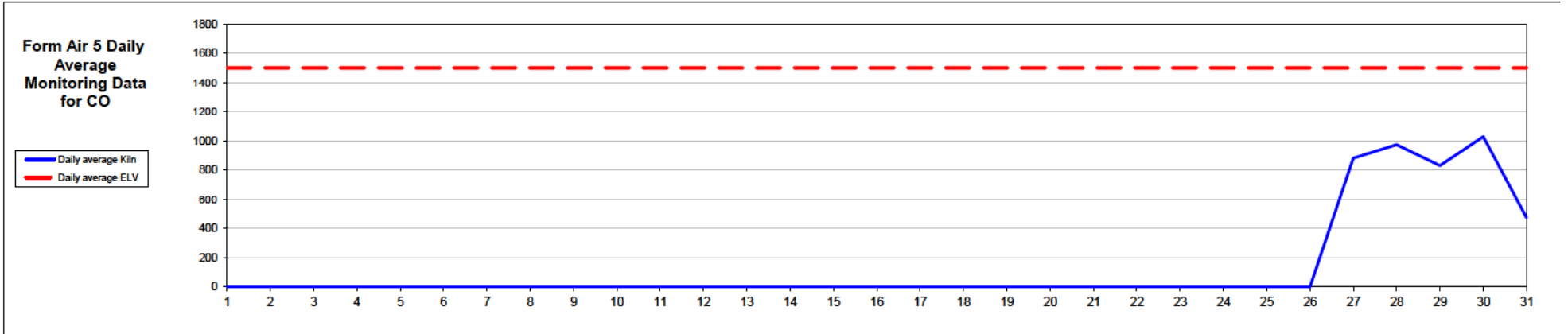
Date 03/02/2025

Permit Reference Number: BL3986ID

Operator: Tarmac Cement & Lime Ltd  
Jan-25

Installation: Aberthaw Works

Kiln Report of Continuous Monitored Emissions (Emission Point A1)



Kiln

Monthly summary		Date	1	2	3	4	5	6	7	8	9	10	11	12	13	14	15	16	17	18	19	20	21	22	23	24	25	26	27	28	29	30	31	
Daily average	Monthly maximum	1029	Daily average ELV	1500	1500	1500	1500	1500	1500	1500	1500	1500	1500	1500	1500	1500	1500	1500	1500	1500	1500	1500	1500	1500	1500	1500	1500	1500	1500	1500	1500	1500	1500	
	No. of invalid days		Daily average Kiln	0	0	0	0	0	0	0	0	0	0	0	0	0	0	0	0	0	0	0	0	0	0	0	0	0	881	974	831	1029	474	
	Total invalid 1/2 hours	0	No. of invalid 1/2 hours	0	0	0	0	0	0	0	0	0	0	0	0	0	0	0	0	0	0	0	0	0	0	0	0	0	0	0	0	0	0	0
	Sum of exceedances		Value exceeds ELV (Y/N)	N	N	N	N	N	N	N	N	N	N	N	N	N	N	N	N	N	N	N	N	N	N	N	N	N	N	N	N	N	N	N
			Value valid?	Y	Y	Y	Y	Y	Y	Y	Y	Y	Y	Y	Y	Y	Y	Y	Y	Y	Y	Y	Y	Y	Y	Y	Y	Y	Y	Y	Y	Y	Y	Y

Signed [Redacted]  
(Authorised to sign as representative of Tarmac Cement Ltd)

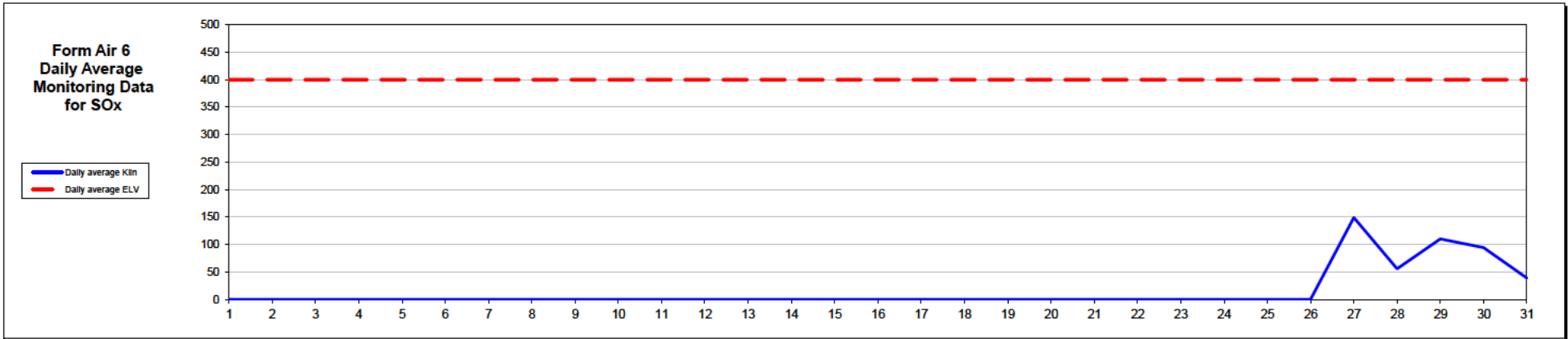
Date 03/02/2025

Permit Reference Number: BL3986ID

Operator: Tarmac Cement & Lime Ltd  
Jan-25

Installation: Aberthaw Works

Kiln Report of Continuous Monitored Emissions (Emission Point A1)



Kiln

Monthly summary		Date	1	2	3	4	5	6	7	8	9	10	11	12	13	14	15	16	17	18	19	20	21	22	23	24	25	26	27	28	29	30	31
Daily average	Monthly maximum	149	Daily average ELV																														
	No. of invalid days	0	Daily average Kiln																														
	Total invalid 1/2 hours	0	Value valid?																														
	Sum of exceedances	0	No. of invalid 1/2 hours																														
			Value exceeds ELV (Y/N)																														

Signed [Redacted]  
(Authorised to sign as representative of Tarmac Cement Ltd)

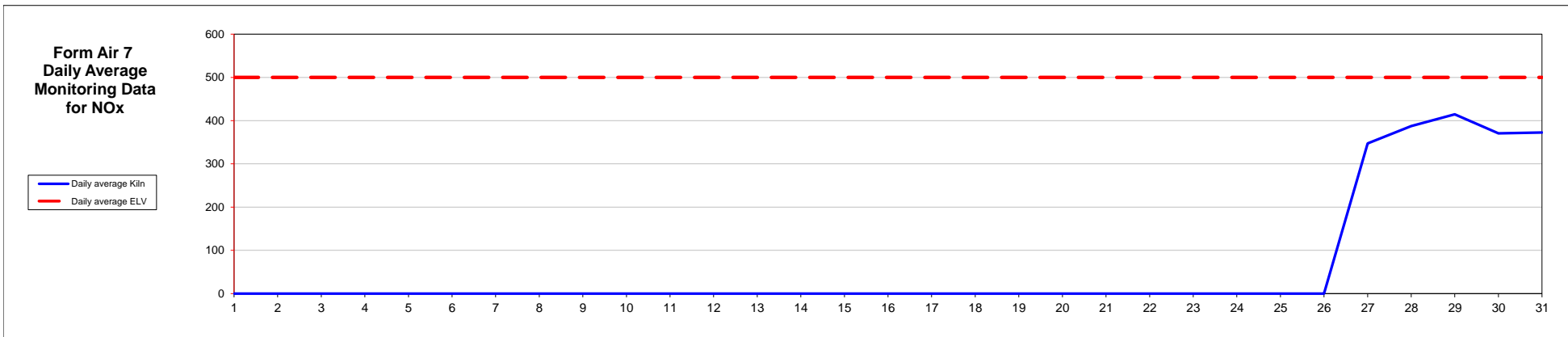
Date 03/02/2025

Permit Reference Number: BL3986ID

Operator: Tarmac Cement & Lime Ltd  
Jan-25

Installation: Aberthaw Works

Kiln Report of Continuous Monitored Emissions (Emission Point A1)



Kiln		Monthly summary	Date	1	2	3	4	5	6	7	8	9	10	11	12	13	14	15	16	17	18	19	20	21	22	23	24	25	26	27	28	29	30	31	
Daily average	Monthly maximum	415	Daily average ELV	500	500	500	500	500	500	500	500	500	500	500	500	500	500	500	500	500	500	500	500	500	500	500	500	500	500	500	500	500	500	500	
	No. of invalid days		Daily average Kiln	0	0	0	0	0	0	0	0	0	0	0	0	0	0	0	0	0	0	0	0	0	0	0	0	0	0	0	0	0	0	0	0
	Total invalid 1/2 hours	0	Value valid?	Y	Y	Y	Y	Y	Y	Y	Y	Y	Y	Y	Y	Y	Y	Y	Y	Y	Y	Y	Y	Y	Y	Y	Y	Y	Y	Y	Y	Y	Y	Y	
	Sum of exceedances	0	No. of invalid 1/2 hours	0	0	0	0	0	0	0	0	0	0	0	0	0	0	0	0	0	0	0	0	0	0	0	0	0	0	0	0	0	0	0	0
			Value exceeds ELV (Y/N)	N	N	N	N	N	N	N	N	N	N	N	N	N	N	N	N	N	N	N	N	N	N	N	N	N	N	N	N	N	N	N	N

Signed [REDACTED]  
(Authorised to sign as representative of Tarmac Cement Ltd)

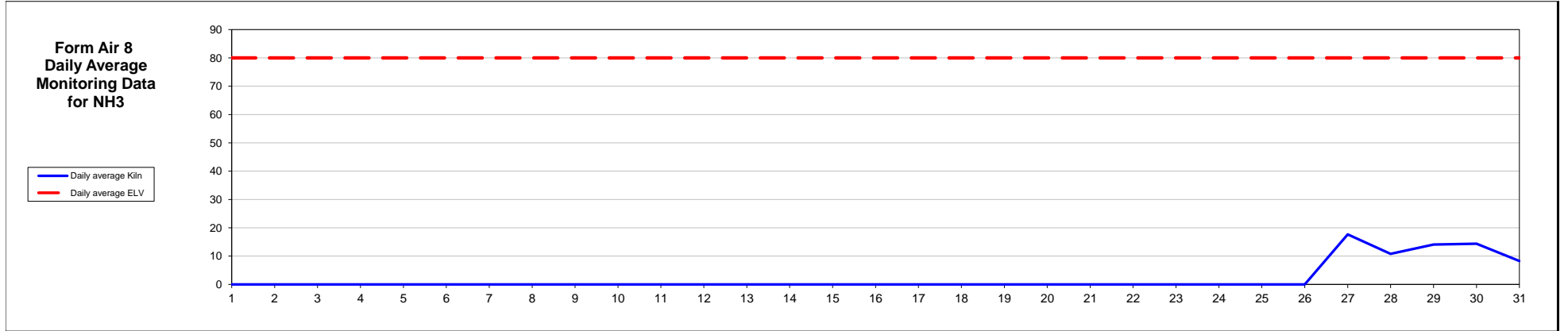
Date 03/02/2025

Permit Reference Number: BL3986ID

Operator: Tarmac Cement & Lime Ltd  
Jan-25

Installation: Aberthaw Works

Kiln Report of Continuous Monitored Emissions (Emission Point A1)



Kiln		Monthly summary	Date	1	2	3	4	5	6	7	8	9	10	11	12	13	14	15	16	17	18	19	20	21	22	23	24	25	26	27	28	29	30	31	
Daily average	Daily average ELV	80	80	80	80	80	80	80	80	80	80	80	80	80	80	80	80	80	80	80	80	80	80	80	80	80	80	80	80	80	80	80	80	80	
	Monthly maximum	18	Daily average Kiln	0	0	0	0	0	0	0	0	0	0	0	0	0	0	0	0	0	0	0	0	0	0	0	0	0	0	18	11	14	14	8	
	No. of invalid days	Value valid?	Y	Y	Y	Y	Y	Y	Y	Y	Y	Y	Y	Y	Y	Y	Y	Y	Y	Y	Y	Y	Y	Y	Y	Y	Y	Y	Y	Y	Y	Y	Y	Y	
	Total invalid 1/2 hours	No. of invalid 1/2 hours	0	0	0	0	0	0	0	0	0	0	0	0	0	0	0	0	0	0	0	0	0	0	0	0	0	0	0	0	0	0	0	0	0
	Sum of exceedances	Value exceeds ELV (Y/N)	N	N	N	N	N	N	N	N	N	N	N	N	N	N	N	N	N	N	N	N	N	N	N	N	N	N	N	N	N	N	N	N	N

Signed [Redacted Signature]  
(Authorised to sign as representative of Tarmac Cement Ltd)

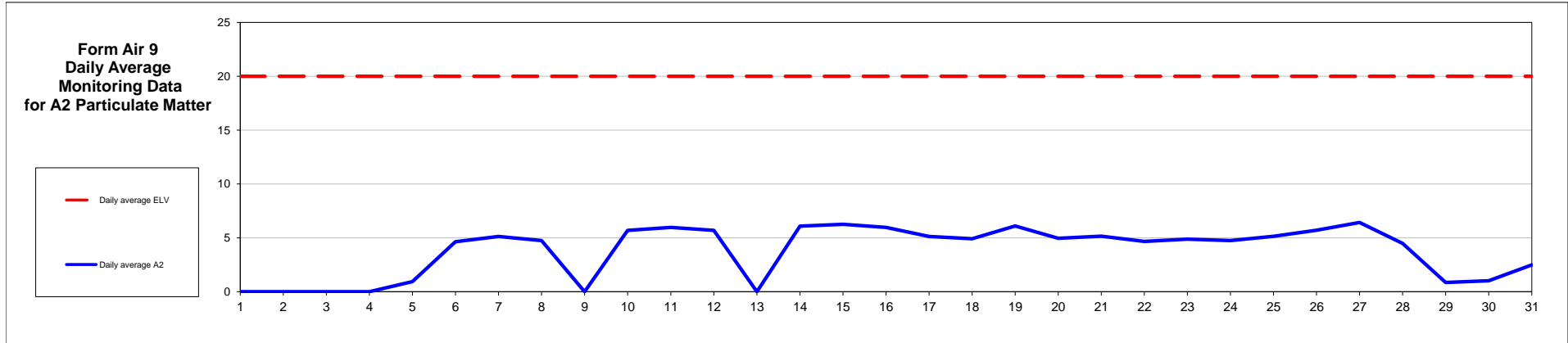
Date 03/02/2025

Permit Reference Number: BL3986ID

Operator: Tarmac Cement & Lime Ltd  
Jan-25

Installation: Aberthaw Works

Cement Mill Report of Continuous Monitored Emissions (Emission Point A2)



Cement Mill

Monthly summary		Date	1	2	3	4	5	6	7	8	9	10	11	12	13	14	15	16	17	18	19	20	21	22	23	24	25	26	27	28	29	30	31	
Daily average	Monthly maximum	6.43	Daily average ELV	20	20	20	20	20	20	20	20	20	20	20	20	20	20	20	20	20	20	20	20	20	20	20	20	20	20	20	20	20	20	20
	Daily average A2		0.00	0.00	0.00	0.00	0.94	4.64	5.13	4.75	0.00	5.70	5.96	5.69	0.00	6.09	6.25	5.97	5.13	4.92	6.10	4.95	5.15	4.66	4.88	4.74	5.15	5.71	6.43	4.48	0.86	1.02	2.49	
	No. of invalid days		Value valid?	Y	Y	Y	Y	Y	Y	Y	Y	Y	Y	Y	Y	Y	Y	Y	Y	Y	Y	Y	Y	Y	Y	Y	Y	Y	Y	Y	Y	Y	Y	
	Total invalid 1/2 hours	0	No. of invalid 1/2 hours	0	0	0	0	0	0	0	0	0	0	0	0	0	0	0	0	0	0	0	0	0	0	0	0	0	0	0	0	0	0	0
	Sum of exceedances	0	Value exceeds ELV (Y/N)	N	N	N	N	N	N	N	N	N	N	N	N	N	N	N	N	N	N	N	N	N	N	N	N	N	N	N	N	N	N	N

Signed XXXXXXXXXX  
(Authorised to sign as representative of Tarmac Cement Ltd)

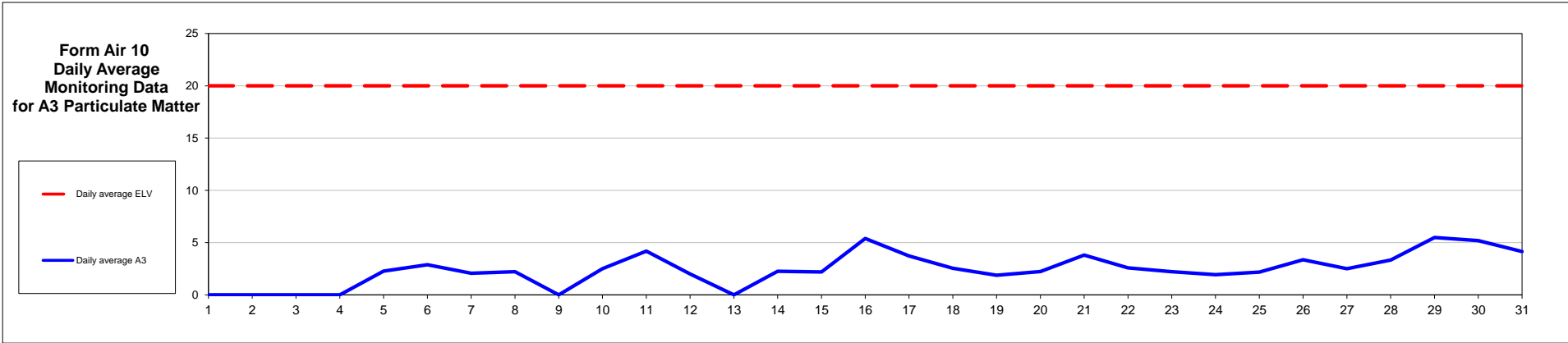
Date 03/02/2025

Permit Reference Number: BL3986ID

Operator: Tarmac Cement & Lime Ltd  
Jan-25

Installation: Aberthaw Works

Cement Mill Report of Continuous Monitored Emissions (Emission Point A3)



Cement Mill

Monthly summary		Date	1	2	3	4	5	6	7	8	9	10	11	12	13	14	15	16	17	18	19	20	21	22	23	24	25	26	27	28	29	30	31		
Daily average	Daily average ELV		20	20	20	20	20	20	20	20	20	20	20	20	20	20	20	20	20	20	20	20	20	20	20	20	20	20	20	20	20	20	20		
	Monthly maximum	5.49	Daily average A3	0.00	0.00	0.00	0.00	2.28	2.88	2.07	2.22	0.00	2.51	4.18	2.00	0.00	2.26	2.19	5.39	3.73	2.54	1.87	2.23	3.81	2.58	2.22	1.93	2.18	3.35	2.50	3.33	5.49	5.20	4.15	
	No. of invalid days		Value valid?	Y	Y	Y	Y	Y	Y	Y	Y	Y	Y	Y	Y	Y	Y	Y	Y	Y	Y	Y	Y	Y	Y	Y	Y	Y	Y	Y	Y	Y	Y	Y	
	Total invalid 1/2 hours	0	No. of invalid 1/2 hours	0	0	0	0	0	0	0	0	0	0	0	0	0	0	0	0	0	0	0	0	0	0	0	0	0	0	0	0	0	0	0	0
	Sum of exceedances	0	Value exceeds ELV (Y/N)	N	N	N	N	N	N	N	N	N	N	N	N	N	N	N	N	N	N	N	N	N	N	N	N	N	N	N	N	N	N	N	N

Signed XXXXXXXXXX  
(Authorised to sign as representative of Tarmac Cement Ltd)

Date 03/02/2025