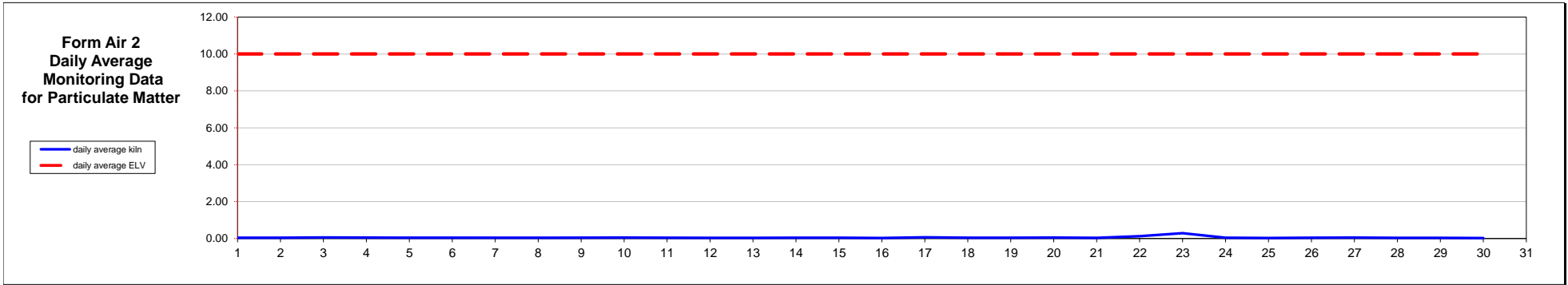


Permit Reference Number: BL3986ID

Operator: Tarmac Cement & Lime Ltd
Sep-24

Installation: Aberthaw Works

Kiln Report of Continuous Monitored Emissions (Emission Point A1)



Kiln

| Monthly summary | | Date | 1 | 2 | 3 | 4 | 5 | 6 | 7 | 8 | 9 | 10 | 11 | 12 | 13 | 14 | 15 | 16 | 17 | 18 | 19 | 20 | 21 | 22 | 23 | 24 | 25 | 26 | 27 | 28 | 29 | 30 | |
|-----------------|-------------------------|------|------|------|------|------|------|------|------|------|------|------|------|------|------|------|------|------|------|------|------|------|------|------|------|------|------|------|------|------|------|------|----|
| Daily average | Monthly maximum | 0 | 10 | 10 | 10 | 10 | 10 | 10 | 10 | 10 | 10 | 10 | 10 | 10 | 10 | 10 | 10 | 10 | 10 | 10 | 10 | 10 | 10 | 10 | 10 | 10 | 10 | 10 | 10 | 10 | 10 | 10 | 10 |
| | No. of invalid days | 0 | 0.05 | 0.05 | 0.06 | 0.05 | 0.04 | 0.04 | 0.05 | 0.04 | 0.04 | 0.05 | 0.04 | 0.04 | 0.04 | 0.04 | 0.04 | 0.03 | 0.06 | 0.05 | 0.04 | 0.05 | 0.04 | 0.13 | 0.29 | 0.04 | 0.03 | 0.05 | 0.05 | 0.04 | 0.04 | 0.02 | |
| | Total invalid 1/2 hours | 0 | Y | Y | Y | Y | Y | Y | Y | Y | Y | Y | Y | Y | Y | Y | Y | Y | Y | Y | Y | Y | Y | Y | Y | Y | Y | Y | Y | Y | Y | Y | |
| | Sum of exceedances | 0 | N | N | N | N | N | N | N | N | N | N | N | N | N | N | N | N | N | N | N | N | N | N | N | N | N | N | N | N | N | N | N |
| | | | | | | | | | | | | | | | | | | | | | | | | | | | | | | | | | |

Signed ██████████
(Authorised to sign as representative of Tarmac Cement Ltd)

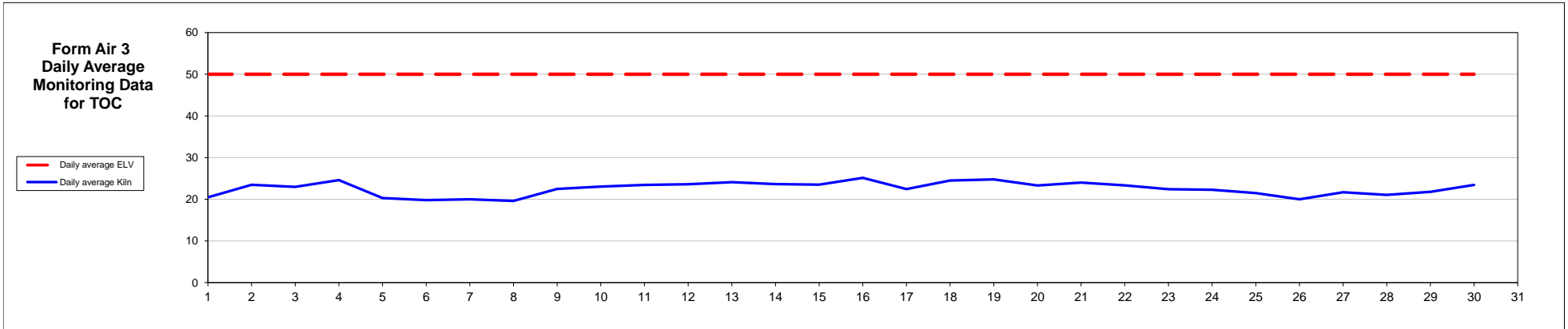
Date 02/10/2024

Permit Reference Number: BL3986ID

Operator: Tarmac Cement & Lime Ltd
Sep-24

Installation: Aberthaw Works

Kiln Report of Continuous Monitored Emissions (Emission Point A1)



Kiln

| Monthly summary | | Date | 1 | 2 | 3 | 4 | 5 | 6 | 7 | 8 | 9 | 10 | 11 | 12 | 13 | 14 | 15 | 16 | 17 | 18 | 19 | 20 | 21 | 22 | 23 | 24 | 25 | 26 | 27 | 28 | 29 | 30 | |
|-----------------|-------------------------|------|--------------------------|------|------|------|------|------|------|------|------|------|------|------|------|------|------|------|------|------|------|------|------|------|------|------|------|------|------|------|------|------|------|
| Daily average | Daily average ELV | | 50 | 50 | 50 | 50 | 50 | 50 | 50 | 50 | 50 | 50 | 50 | 50 | 50 | 50 | 50 | 50 | 50 | 50 | 50 | 50 | 50 | 50 | 50 | 50 | 50 | 50 | 50 | 50 | 50 | | |
| | Monthly maximum | 25 | Daily average Kiln | 20.5 | 23.5 | 23.0 | 24.6 | 20.3 | 19.8 | 20.0 | 19.6 | 22.5 | 23.0 | 23.4 | 23.6 | 24.1 | 23.6 | 23.5 | 25.1 | 22.4 | 24.5 | 24.8 | 23.3 | 24.0 | 23.3 | 22.4 | 22.3 | 21.5 | 20.0 | 21.7 | 21.1 | 21.8 | 23.4 |
| | No. of invalid days | | Value valid? | Y | Y | Y | Y | Y | Y | Y | Y | Y | Y | Y | Y | Y | Y | Y | Y | Y | Y | Y | Y | Y | Y | Y | Y | Y | Y | Y | Y | Y | |
| | Total invalid 1/2 hours | 1 | No. of invalid 1/2 hours | 0 | 0 | 0 | 0 | 0 | 0 | 0 | 0 | 0 | 0 | 0 | 0 | 0 | 1 | 0 | 0 | 0 | 0 | 0 | 0 | 0 | 0 | 0 | 0 | 0 | 0 | 0 | 0 | 0 | 0 |
| | Sum of exceedances | 0 | Value exceeds ELV (Y/N) | N | N | N | N | N | N | N | N | N | N | N | N | N | N | N | N | N | N | N | N | N | N | N | N | N | N | N | N | N | N |

ABB analyser went into maintenance mode at 06:57 on 14/09/2024 resulting in spikes for all gaseous elements for this minute average. Data removed for invalid half hour.

Signed [REDACTED]
(Authorised to sign as representative of Tarmac Cement Ltd)

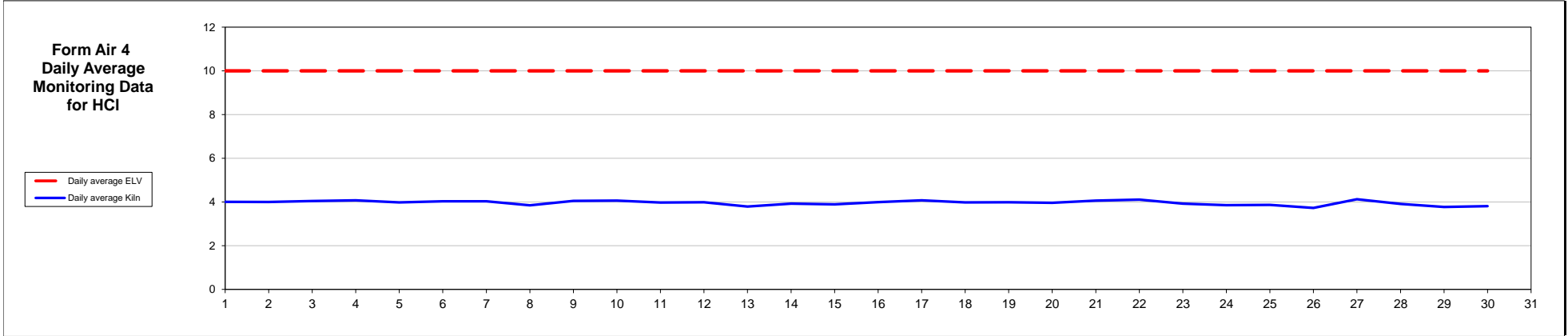
Date 02/10/2024

Permit Reference Number: BL3986ID

Operator: Tarmac Cement & Lime Ltd
Sep-24

Installation: Aberthaw Works

Kiln Report of Continuous Monitored Emissions (Emission Point A1)



Kiln

| Monthly summary | | Date | 1 | 2 | 3 | 4 | 5 | 6 | 7 | 8 | 9 | 10 | 11 | 12 | 13 | 14 | 15 | 16 | 17 | 18 | 19 | 20 | 21 | 22 | 23 | 24 | 25 | 26 | 27 | 28 | 29 | 30 | |
|-----------------|-------------------------|------|--------------------------|------|------|------|------|------|------|------|------|------|------|------|------|------|------|------|------|------|------|------|------|------|------|------|------|------|------|------|------|------|------|
| Daily average | Daily average ELV | | 10 | 10 | 10 | 10 | 10 | 10 | 10 | 10 | 10 | 10 | 10 | 10 | 10 | 10 | 10 | 10 | 10 | 10 | 10 | 10 | 10 | 10 | 10 | 10 | 10 | 10 | 10 | 10 | 10 | 10 | 10 |
| | Monthly maximum | 4 | Daily average Kiln | 4.01 | 4.00 | 4.05 | 4.08 | 3.98 | 4.03 | 4.03 | 3.85 | 4.05 | 4.06 | 3.97 | 3.99 | 3.79 | 3.92 | 3.89 | 3.99 | 4.08 | 3.98 | 3.99 | 3.96 | 4.06 | 4.11 | 3.93 | 3.86 | 3.86 | 3.73 | 4.12 | 3.91 | 3.77 | 3.81 |
| | No. of invalid days | | Value valid? | Y | Y | Y | Y | Y | Y | Y | Y | Y | Y | Y | Y | Y | Y | Y | Y | Y | Y | Y | Y | Y | Y | Y | Y | Y | Y | Y | Y | Y | |
| | Total invalid 1/2 hours | 1 | No. of invalid 1/2 hours | 0 | 0 | 0 | 0 | 0 | 0 | 0 | 0 | 0 | 0 | 0 | 0 | 0 | 1 | 0 | 0 | 0 | 0 | 0 | 0 | 0 | 0 | 0 | 0 | 0 | 0 | 0 | 0 | 0 | 0 |
| | Sum of exceedances | 0 | Value exceeds ELV (Y/N) | N | N | N | N | N | N | N | N | N | N | N | N | N | N | N | N | N | N | N | N | N | N | N | N | N | N | N | N | N | N |

ABB analyser went into maintenance mode at 06:57 on 14/09/2024 resulting in spikes for all gaseous elements for this minute average. Data removed for invalid half hour.

Signed XXXXXXXXXX
(Authorised to sign as representative of Tarmac Cement Ltd)

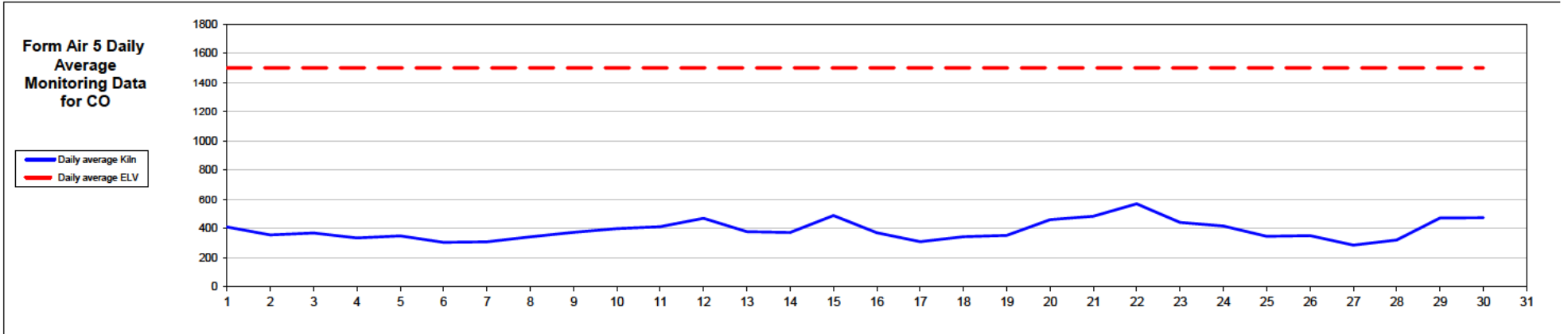
Date 02/10/2024

Permit Reference Number: BL3986ID

Operator: Tarmac Cement & Lime Ltd
Sep-24

Installation: Aberthaw Works

Kiln Report of Continuous Monitored Emissions (Emission Point A1)



Kiln

| Monthly summary | | Date | 1 | 2 | 3 | 4 | 5 | 6 | 7 | 8 | 9 | 10 | 11 | 12 | 13 | 14 | 15 | 16 | 17 | 18 | 19 | 20 | 21 | 22 | 23 | 24 | 25 | 26 | 27 | 28 | 29 | 30 | 31 |
|-----------------|-------------------------|------|--------------------------|------|------|------|------|------|------|------|------|------|------|------|------|------|------|------|------|------|------|------|------|------|------|------|------|------|------|------|------|------|------|
| Daily average | Monthly maximum | 589 | Daily average ELV | 1500 | 1500 | 1500 | 1500 | 1500 | 1500 | 1500 | 1500 | 1500 | 1500 | 1500 | 1500 | 1500 | 1500 | 1500 | 1500 | 1500 | 1500 | 1500 | 1500 | 1500 | 1500 | 1500 | 1500 | 1500 | 1500 | 1500 | 1500 | 1500 | 1500 |
| | Daily average Kiln | | 411 | 356 | 369 | 335 | 350 | 305 | 309 | 343 | 374 | 369 | 412 | 470 | 379 | 373 | 489 | 371 | 310 | 344 | 354 | 460 | 484 | 569 | 442 | 418 | 347 | 351 | 287 | 322 | 472 | 474 | |
| | No. of invalid days | | Value valid? | Y | Y | Y | Y | Y | Y | Y | Y | Y | Y | Y | Y | Y | Y | Y | Y | Y | Y | Y | Y | Y | Y | Y | Y | Y | Y | Y | Y | Y | |
| | Total invalid 1/2 hours | 1 | No. of invalid 1/2 hours | 0 | 0 | 0 | 0 | 0 | 0 | 0 | 0 | 0 | 0 | 0 | 0 | 0 | 1 | 0 | 0 | 0 | 0 | 0 | 0 | 0 | 0 | 0 | 0 | 0 | 0 | 0 | 0 | 0 | 0 |
| | Sum of exceedances | | Value exceeds ELV (Y/N) | N | N | N | N | N | N | N | N | N | N | N | N | N | N | N | N | N | N | N | N | N | N | N | N | N | N | N | N | N | N |

ABB analyser went into maintenance mode at 06:57 on 14/09/2024 resulting in spikes for all gaseous elements for this minute average. Data removed for invalid half hour.

Signed [Redacted Signature]
(Authorised to sign as representative of Tarmac Cement Ltd)

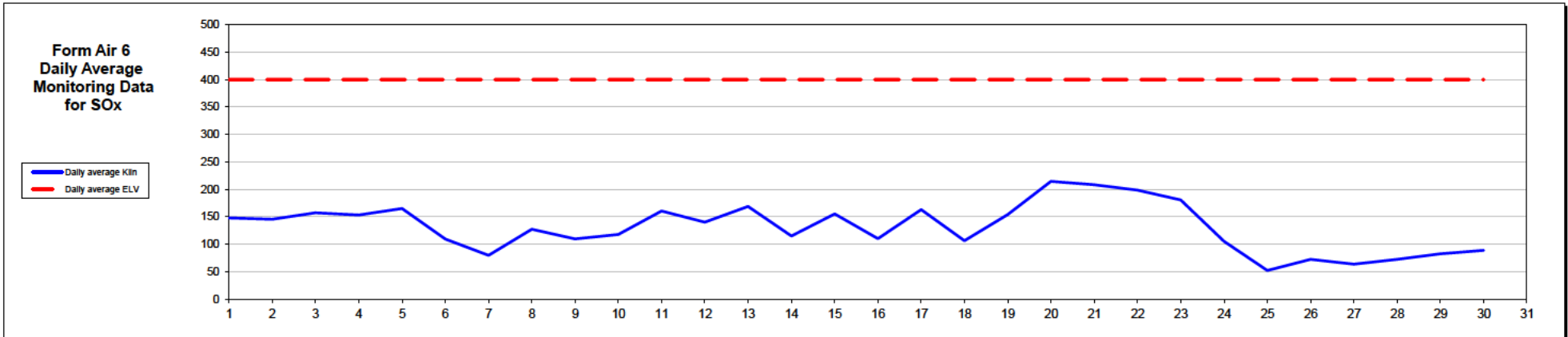
Date 02/10/2024

Permit Reference Number: BL3986ID

Operator: Tarmac Cement & Lime Ltd
Sep-24

Installation: Aberthaw Works

Kiln Report of Continuous Monitored Emissions (Emission Point A1)



Kiln

| Monthly summary | | Date | 1 | 2 | 3 | 4 | 5 | 6 | 7 | 8 | 9 | 10 | 11 | 12 | 13 | 14 | 15 | 16 | 17 | 18 | 19 | 20 | 21 | 22 | 23 | 24 | 25 | 26 | 27 | 28 | 29 | 30 | | |
|-----------------|-------------------------|-------------------|--------------------------|-----|-----|-----|-----|-----|-----|-----|-----|-----|-----|-----|-----|-----|-----|-----|-----|-----|-----|-----|-----|-----|-----|-----|-----|-----|-----|-----|-----|-----|-----|---|
| Daily average | | Daily average ELV | 400 | 400 | 400 | 400 | 400 | 400 | 400 | 400 | 400 | 400 | 400 | 400 | 400 | 400 | 400 | 400 | 400 | 400 | 400 | 400 | 400 | 400 | 400 | 400 | 400 | 400 | 400 | 400 | 400 | 400 | 400 | |
| | Monthly maximum | 215 | Daily average Kiln | 148 | 145 | 157 | 153 | 165 | 109 | 79 | 127 | 110 | 118 | 161 | 140 | 169 | 115 | 155 | 110 | 163 | 106 | 154 | 215 | 208 | 199 | 181 | 105 | 52 | 72 | 63 | 72 | 82 | 89 | |
| | No. of invalid days | | Value valid? | Y | Y | Y | Y | Y | Y | Y | Y | Y | Y | Y | Y | Y | Y | Y | Y | Y | Y | Y | Y | Y | Y | Y | Y | Y | Y | Y | Y | Y | Y | |
| | Total invalid 1/2 hours | 1 | No. of invalid 1/2 hours | 0 | 0 | 0 | 0 | 0 | 0 | 0 | 0 | 0 | 0 | 0 | 0 | 0 | 1 | 0 | 0 | 0 | 0 | 0 | 0 | 0 | 0 | 0 | 0 | 0 | 0 | 0 | 0 | 0 | 0 | 0 |
| | Sum of exceedances | 0 | Value exceeds ELV (Y/N) | N | N | N | N | N | N | N | N | N | N | N | N | N | N | N | N | N | N | N | N | N | N | N | N | N | N | N | N | N | N | N |

ABB analyser went into maintenance mode at 06:57 on 14/09/2024 resulting in spikes for all gaseous elements for this minute average. Data removed for invalid half hour.

Signed [Redacted Signature]
(Authorised to sign as representative of Tarmac Cement Ltd)

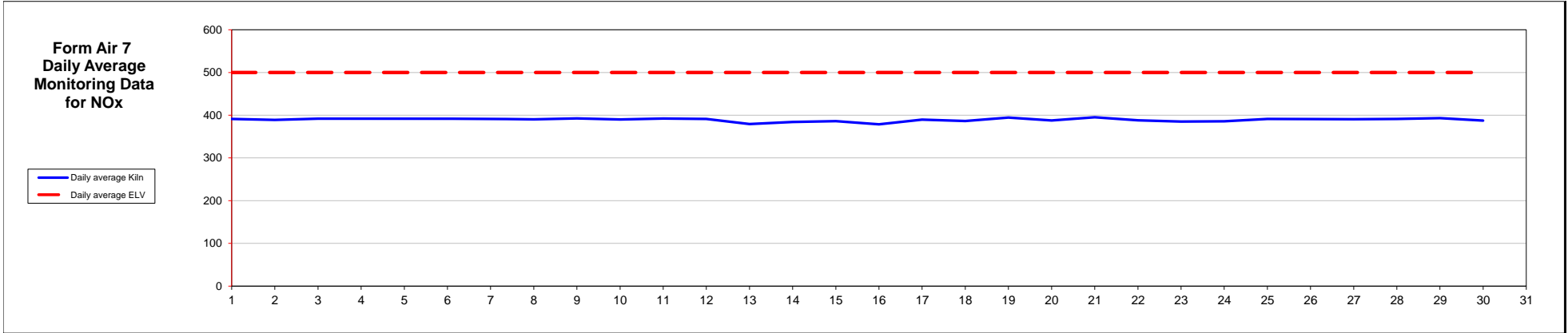
Date 02/10/2024

Permit Reference Number: BL3986ID

Operator: Tarmac Cement & Lime Ltd
Sep-24

Installation: Aberthaw Works

Kiln Report of Continuous Monitored Emissions (Emission Point A1)



Kiln

| Monthly summary | | Date | 1 | 2 | 3 | 4 | 5 | 6 | 7 | 8 | 9 | 10 | 11 | 12 | 13 | 14 | 15 | 16 | 17 | 18 | 19 | 20 | 21 | 22 | 23 | 24 | 25 | 26 | 27 | 28 | 29 | 30 | |
|-----------------|-------------------------|------|--------------------------|-----|-----|-----|-----|-----|-----|-----|-----|-----|-----|-----|-----|-----|-----|-----|-----|-----|-----|-----|-----|-----|-----|-----|-----|-----|-----|-----|-----|-----|--|
| Daily average | Monthly maximum | 395 | Daily average ELV | 500 | 500 | 500 | 500 | 500 | 500 | 500 | 500 | 500 | 500 | 500 | 500 | 500 | 500 | 500 | 500 | 500 | 500 | 500 | 500 | 500 | 500 | 500 | 500 | 500 | 500 | 500 | 500 | 500 | |
| | Daily average Kiln | | 391 | 389 | 392 | 392 | 392 | 392 | 391 | 390 | 393 | 390 | 392 | 391 | 379 | 384 | 386 | 379 | 390 | 386 | 394 | 388 | 395 | 388 | 385 | 386 | 391 | 391 | 391 | 391 | 393 | 388 | |
| | No. of invalid days | | Value valid? | Y | Y | Y | Y | Y | Y | Y | Y | Y | Y | Y | Y | Y | Y | Y | Y | Y | Y | Y | Y | Y | Y | Y | Y | Y | Y | Y | Y | | |
| | Total invalid 1/2 hours | 1 | No. of invalid 1/2 hours | 0 | 0 | 0 | 0 | 0 | 0 | 0 | 0 | 0 | 0 | 0 | 0 | 1 | 0 | 0 | 0 | 0 | 0 | 0 | 0 | 0 | 0 | 0 | 0 | 0 | 0 | 0 | 0 | 0 | |
| | Sum of exceedances | 0 | Value exceeds ELV (Y/N) | N | N | N | N | N | N | N | N | N | N | N | N | N | N | N | N | N | N | N | N | N | N | N | N | N | N | N | N | N | |

ABB analyser went into maintenance mode at 06:57 on 14/09/2024 resulting in spikes for all gaseous elements for this minute average. Data removed for invalid half hour.

Signed ██████████
(Authorised to sign as representative of Tarmac Cement Ltd)

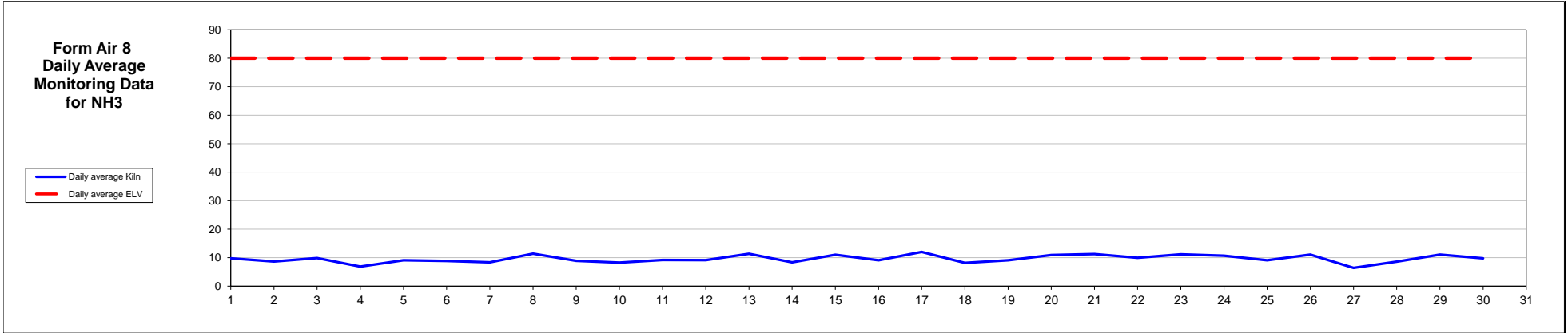
Date 02/10/2024

Permit Reference Number: BL3986ID

Operator: Tarmac Cement & Lime Ltd
Sep-24

Installation: Aberthaw Works

Kiln Report of Continuous Monitored Emissions (Emission Point A1)



Kiln

| Monthly summary | | Date | 1 | 2 | 3 | 4 | 5 | 6 | 7 | 8 | 9 | 10 | 11 | 12 | 13 | 14 | 15 | 16 | 17 | 18 | 19 | 20 | 21 | 22 | 23 | 24 | 25 | 26 | 27 | 28 | 29 | 30 | 31 |
|-----------------|-------------------------|------|----|----|----|----|----|----|----|----|----|----|----|----|----|----|----|----|----|----|----|----|----|----|----|----|----|----|----|----|----|----|----|
| Daily average | Monthly maximum | 12 | 80 | 80 | 80 | 80 | 80 | 80 | 80 | 80 | 80 | 80 | 80 | 80 | 80 | 80 | 80 | 80 | 80 | 80 | 80 | 80 | 80 | 80 | 80 | 80 | 80 | 80 | 80 | 80 | 80 | 80 | |
| | No. of invalid days | | Y | Y | Y | Y | Y | Y | Y | Y | Y | Y | Y | Y | Y | Y | Y | Y | Y | Y | Y | Y | Y | Y | Y | Y | Y | Y | Y | Y | Y | Y | |
| | Total invalid 1/2 hours | 1 | 0 | 0 | 0 | 0 | 0 | 0 | 0 | 0 | 0 | 0 | 0 | 0 | 0 | 0 | 1 | 0 | 0 | 0 | 0 | 0 | 0 | 0 | 0 | 0 | 0 | 0 | 0 | 0 | 0 | 0 | |
| | Sum of exceedances | 0 | N | N | N | N | N | N | N | N | N | N | N | N | N | N | N | N | N | N | N | N | N | N | N | N | N | N | N | N | N | N | |
| | Value valid? | | Y | Y | Y | Y | Y | Y | Y | Y | Y | Y | Y | Y | Y | Y | Y | Y | Y | Y | Y | Y | Y | Y | Y | Y | Y | Y | Y | Y | Y | Y | |

ABB analyser went into maintenance mode at 06:57 on 14/09/2024 resulting in spikes for all gaseous elements for this minute average. Data removed for invalid half hour.

Signed [Redacted Signature]
(Authorised to sign as representative of Tarmac Cement Ltd)

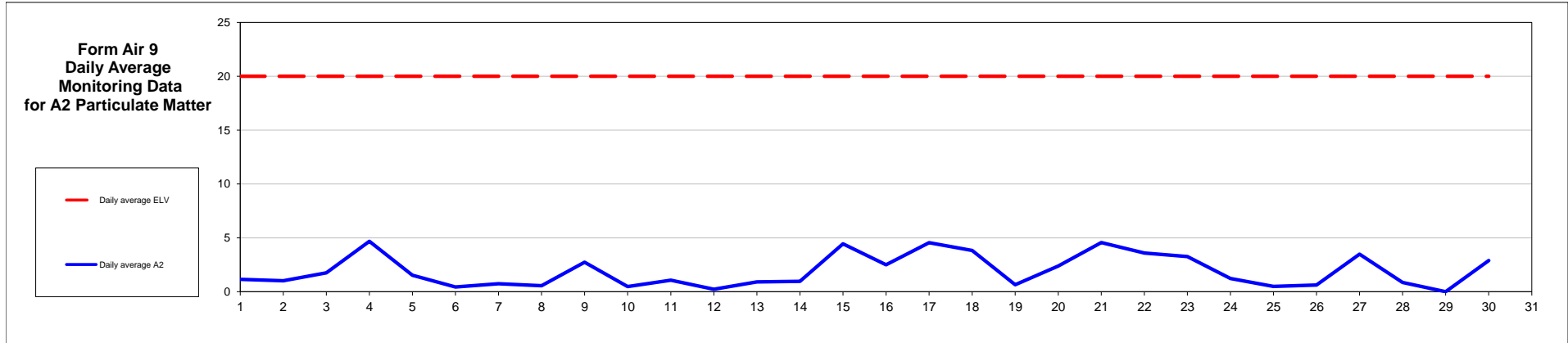
Date 02/10/2024

Permit Reference Number: BL3986ID

Operator: Tarmac Cement & Lime Ltd
Sep-24

Installation: Aberthaw Works

Cement Mill Report of Continuous Monitored Emissions (Emission Point A2)



Cement Mill

| Monthly summary | | Date | 1 | 2 | 3 | 4 | 5 | 6 | 7 | 8 | 9 | 10 | 11 | 12 | 13 | 14 | 15 | 16 | 17 | 18 | 19 | 20 | 21 | 22 | 23 | 24 | 25 | 26 | 27 | 28 | 29 | 30 | | | | |
|-----------------|-------------------------|------|--------------------------|------|------|------|------|------|------|------|------|------|------|------|------|------|------|------|------|------|------|------|------|------|------|------|------|------|------|------|------|------|------|---|---|--|
| Daily average | Daily average ELV | | 20 | 20 | 20 | 20 | 20 | 20 | 20 | 20 | 20 | 20 | 20 | 20 | 20 | 20 | 20 | 20 | 20 | 20 | 20 | 20 | 20 | 20 | 20 | 20 | 20 | 20 | 20 | 20 | 20 | 20 | 20 | | | |
| | Monthly maximum | 4.68 | Daily average A2 | 1.15 | 1.02 | 1.75 | 4.68 | 1.53 | 0.44 | 0.74 | 0.56 | 2.74 | 0.48 | 1.07 | 0.23 | 0.92 | 0.97 | 4.45 | 2.51 | 4.54 | 3.83 | 0.65 | 2.38 | 4.56 | 3.59 | 3.26 | 1.22 | 0.49 | 0.62 | 3.48 | 0.86 | 0.00 | 2.90 | | | |
| | No. of invalid days | | Value valid? | Y | Y | Y | Y | Y | Y | Y | Y | Y | Y | Y | Y | Y | Y | Y | Y | Y | Y | Y | Y | Y | Y | Y | Y | Y | Y | Y | Y | Y | Y | | | |
| | Total invalid 1/2 hours | 0 | No. of invalid 1/2 hours | 0 | 0 | 0 | 0 | 0 | 0 | 0 | 0 | 0 | 0 | 0 | 0 | 0 | 0 | 0 | 0 | 0 | 0 | 0 | 0 | 0 | 0 | 0 | 0 | 0 | 0 | 0 | 0 | 0 | 0 | 0 | 0 | |
| | Sum of exceedances | 0 | Value exceeds ELV (Y/N) | N | N | N | N | N | N | N | N | N | N | N | N | N | N | N | N | N | N | N | N | N | N | N | N | N | N | N | N | N | N | N | N | |

Signed XXXXXXXXXX
(Authorised to sign as representative of Tarmac Cement Ltd)

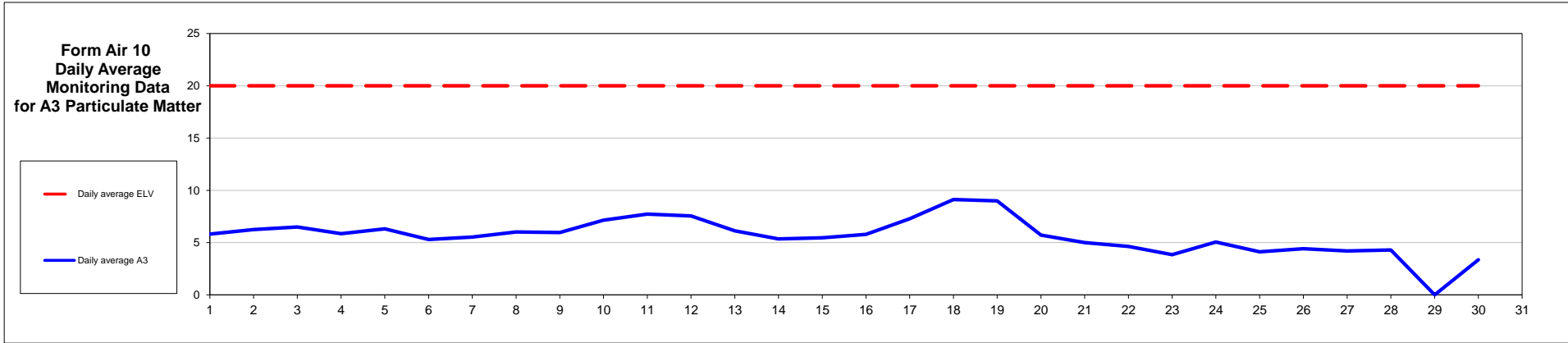
Date 02/10/2024

Permit Reference Number: BL3986ID

Operator: Tarmac Cement & Lime Ltd
Sep-24

Installation: Aberthaw Works

Cement Mill Report of Continuous Monitored Emissions (Emission Point A3)



Cement Mill

| Monthly summary | | Date | 1 | 2 | 3 | 4 | 5 | 6 | 7 | 8 | 9 | 10 | 11 | 12 | 13 | 14 | 15 | 16 | 17 | 18 | 19 | 20 | 21 | 22 | 23 | 24 | 25 | 26 | 27 | 28 | 29 | 30 | |
|-----------------|-------------------------|-------------------|--------------------------|------|------|------|------|------|------|------|------|------|------|------|------|------|------|------|------|------|------|------|------|------|------|------|------|------|------|------|------|------|------|
| Daily average | | Daily average ELV | 20 | 20 | 20 | 20 | 20 | 20 | 20 | 20 | 20 | 20 | 20 | 20 | 20 | 20 | 20 | 20 | 20 | 20 | 20 | 20 | 20 | 20 | 20 | 20 | 20 | 20 | 20 | 20 | 20 | 20 | |
| | Monthly maximum | 9.12 | Daily average A3 | 5.82 | 6.25 | 6.49 | 5.86 | 6.32 | 5.30 | 5.53 | 6.01 | 5.97 | 7.14 | 7.73 | 7.55 | 6.13 | 5.35 | 5.46 | 5.79 | 7.27 | 9.12 | 8.98 | 5.72 | 4.99 | 4.63 | 3.85 | 5.05 | 4.11 | 4.42 | 4.20 | 4.30 | 0.00 | 3.35 |
| | No. of invalid days | | Value valid? | Y | Y | Y | Y | Y | Y | Y | Y | Y | Y | Y | Y | Y | Y | Y | Y | Y | Y | Y | Y | Y | Y | Y | Y | Y | Y | Y | Y | Y | |
| | Total invalid 1/2 hours | 0 | No. of invalid 1/2 hours | 0 | 0 | 0 | 0 | 0 | 0 | 0 | 0 | 0 | 0 | 0 | 0 | 0 | 0 | 0 | 0 | 0 | 0 | 0 | 0 | 0 | 0 | 0 | 0 | 0 | 0 | 0 | 0 | 0 | 0 |
| | Sum of exceedances | 0 | Value exceeds ELV (Y/N) | N | N | N | N | N | N | N | N | N | N | N | N | N | N | N | N | N | N | N | N | N | N | N | N | N | N | N | N | N | N |

Signed [Redacted Signature]
(Authorised to sign as representative of Tarmac Cement Ltd)

Date 02/10/2024