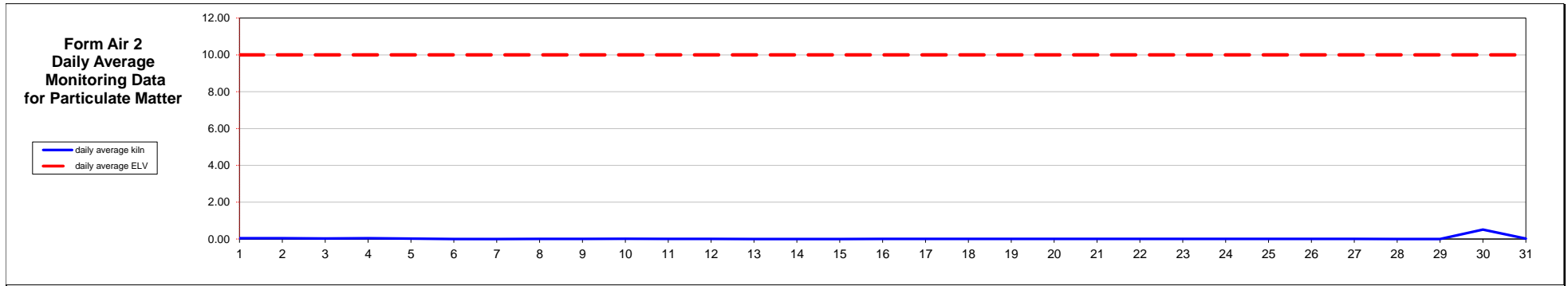


Permit Reference Number: BL3986ID

Operator: Tarmac Cement & Lime Ltd  
Jul-24

Installation: Aberthaw Works

Kiln Report of Continuous Monitored Emissions (Emission Point A1)



**Kiln**

Monthly summary		Date	1	2	3	4	5	6	7	8	9	10	11	12	13	14	15	16	17	18	19	20	21	22	23	24	25	26	27	28	29	30	31
Daily average		Daily average ELV	10	10	10	10	10	10	10	10	10	10	10	10	10	10	10	10	10	10	10	10	10	10	10	10	10	10	10	10	10	10	
	Monthly maximum	1	Daily average Kiln	0.04	0.04	0.03	0.05	0.02	0.00	0.00	0.00	0.01	0.01	0.01	0.00	0.00	0.00	0.00	0.01	0.01	0.00	0.01	0.01	0.01	0.01	0.01	0.01	0.01	0.01	0.00	0.00	0.51	0.02
	No. of invalid days		Value valid?	Y	Y	Y	Y	Y	Y	Y	Y	Y	Y	Y	Y	Y	Y	Y	Y	Y	Y	Y	Y	Y	Y	Y	Y	Y	Y	Y	Y	Y	
	Total invalid 1/2 hours	0	No. of invalid 1/2 hours	0	0	0	0	0	0	0	0	0	0	0	0	0	0	0	0	0	0	0	0	0	0	0	0	0	0	0	0	0	0
	Sum of exceedances	0	Value exceeds ELV (Y/N)	N	N	N	N	N	N	N	N	N	N	N	N	N	N	N	N	N	N	N	N	N	N	N	N	N	N	N	N	N	N

Signed ██████████  
(Authorised to sign as representative of Tarmac Cement Ltd)

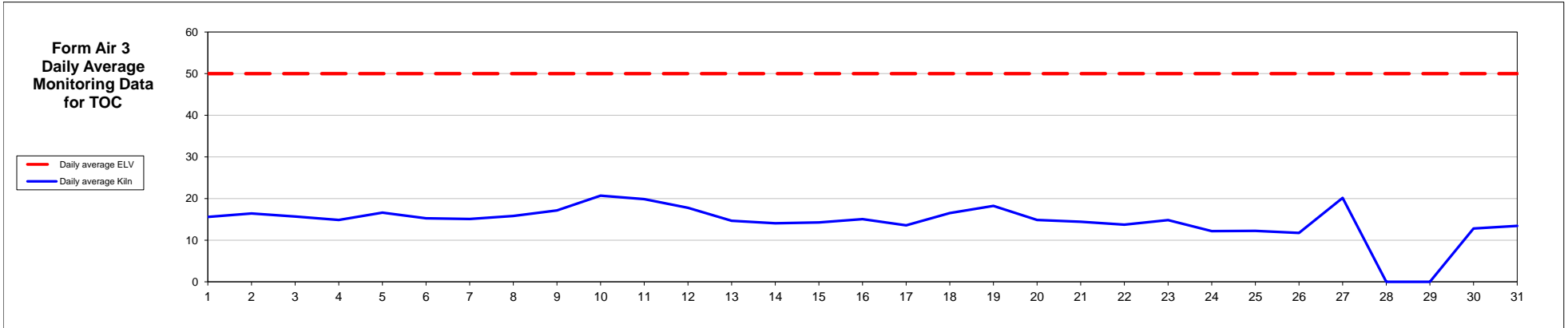
Date 02/08/2024

Permit Reference Number: BL3986ID

Operator: Tarmac Cement & Lime Ltd  
Jul-24

Installation: Aberthaw Works

Kiln Report of Continuous Monitored Emissions (Emission Point A1)



Kiln

Monthly summary		Date	1	2	3	4	5	6	7	8	9	10	11	12	13	14	15	16	17	18	19	20	21	22	23	24	25	26	27	28	29	30	31		
Daily average	Daily average ELV		50	50	50	50	50	50	50	50	50	50	50	50	50	50	50	50	50	50	50	50	50	50	50	50	50	50	50	50	50	50	50		
	Monthly maximum	21	Daily average Kiln	15.6	16.4	15.7	14.9	16.6	15.2	15.1	15.8	17.1	20.7	19.8	17.8	14.6	14.1	14.3	15.1	13.6	16.5	18.2	14.9	14.4	13.7	14.8	12.2	12.2	11.7	20.2	0.0	0.0	12.8	13.4	
	No. of invalid days		Value valid?	Y	Y	Y	Y	Y	Y	Y	Y	Y	Y	Y	Y	Y	Y	Y	Y	Y	Y	Y	Y	Y	Y	Y	Y	Y	Y	Y	Y	Y	Y	Y	
	Total invalid 1/2 hours	0	No. of invalid 1/2 hours	0	0	0	0	0	0	0	0	0	0	0	0	0	0	0	0	0	0	0	0	0	0	0	0	0	0	0	0	0	0	0	0
	Sum of exceedances	0	Value exceeds ELV (Y/N)	N	N	N	N	N	N	N	N	N	N	N	N	N	N	N	N	N	N	N	N	N	N	N	N	N	N	N	N	N	N	N	N

Signed [REDACTED]  
(Authorised to sign as representative of Tarmac Cement Ltd)

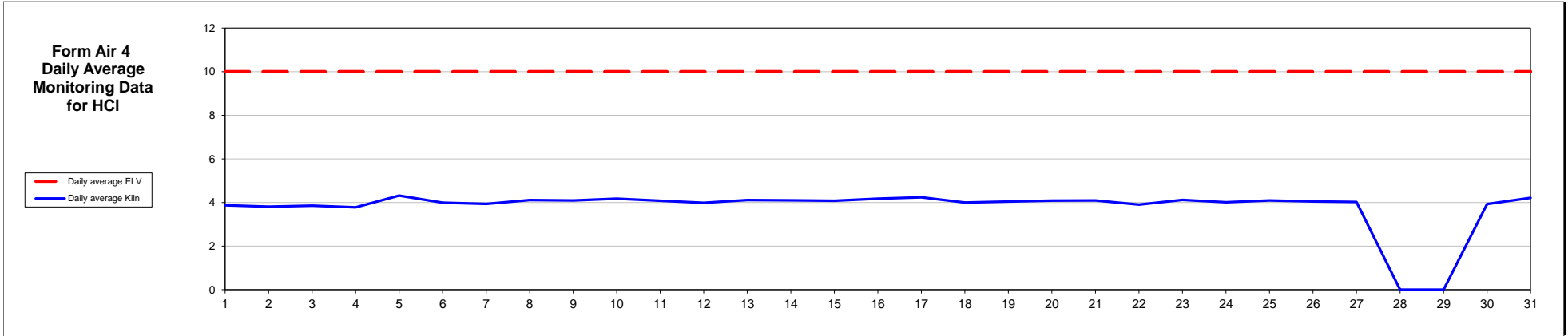
Date 02/08/2024

Permit Reference Number: BL3986ID

Operator: Tarmac Cement & Lime Ltd  
Jul-24

Installation: Aberthaw Works

Kiln Report of Continuous Monitored Emissions (Emission Point A1)



**Kiln**

Monthly summary		Date	1	2	3	4	5	6	7	8	9	10	11	12	13	14	15	16	17	18	19	20	21	22	23	24	25	26	27	28	29	30	31	
Daily average	Daily average ELV		10	10	10	10	10	10	10	10	10	10	10	10	10	10	10	10	10	10	10	10	10	10	10	10	10	10	10	10	10	10	10	
	Monthly maximum	4	Daily average Kiln	3.87	3.81	3.85	3.78	4.32	3.99	3.93	4.11	4.10	4.18	4.08	3.99	4.12	4.10	4.08	4.17	4.24	4.00	4.05	4.09	4.10	3.91	4.12	4.01	4.10	4.05	4.02	0.00	0.00	3.93	4.21
	No. of invalid days		Value valid?	Y	Y	Y	Y	Y	Y	Y	Y	Y	Y	Y	Y	Y	Y	Y	Y	Y	Y	Y	Y	Y	Y	Y	Y	Y	Y	Y	Y	Y	Y	
	Total invalid 1/2 hours	0	No. of invalid 1/2 hours	0	0	0	0	0	0	0	0	0	0	0	0	0	0	0	0	0	0	0	0	0	0	0	0	0	0	0	0	0	0	0
	Sum of exceedances	0	Value exceeds ELV (Y/N)	N	N	N	N	N	N	N	N	N	N	N	N	N	N	N	N	N	N	N	N	N	N	N	N	N	N	N	N	N	N	N

Signed ██████████  
(Authorised to sign as representative of Tarmac Cement Ltd)

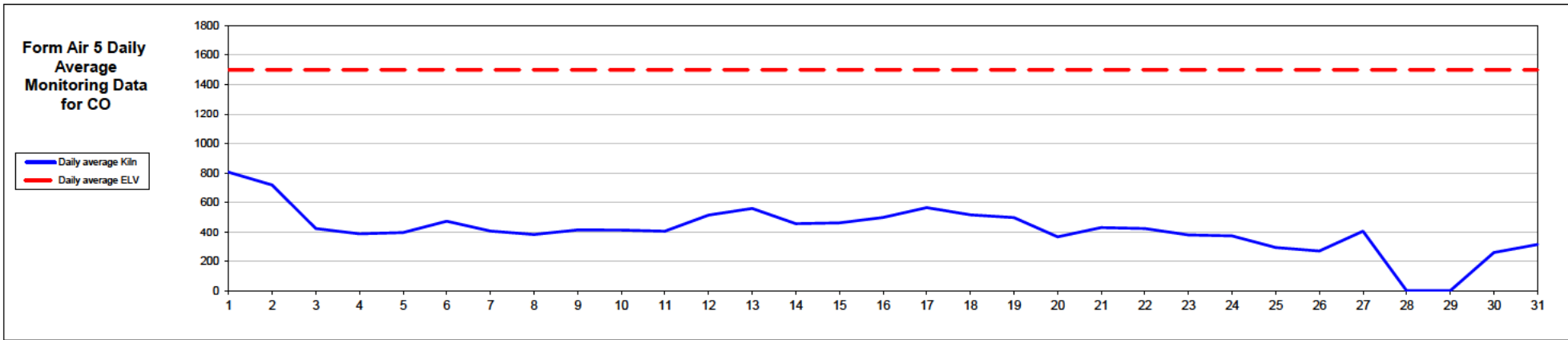
Date 02/08/2024

Permit Reference Number: BL3986ID

Operator: Tarmac Cement & Lime Ltd  
Jul-24

Installation: Aberthaw Works

Kiln Report of Continuous Monitored Emissions (Emission Point A1)



Kiln

Monthly summary		Date	1	2	3	4	5	6	7	8	9	10	11	12	13	14	15	16	17	18	19	20	21	22	23	24	25	26	27	28	29	30	31	
Daily average	Monthly maximum	805	1500	1500	1500	1500	1500	1500	1500	1500	1500	1500	1500	1500	1500	1500	1500	1500	1500	1500	1500	1500	1500	1500	1500	1500	1500	1500	1500	1500	1500	1500	1500	
	Daily average Kiln	805	717	422	388	395	472	405	381	413	412	405	514	559	455	461	497	564	515	496	366	429	422	379	372	293	269	405	0	0	259	314		
	No. of invalid days	Value valid?	Y	Y	Y	Y	Y	Y	Y	Y	Y	Y	Y	Y	Y	Y	Y	Y	Y	Y	Y	Y	Y	Y	Y	Y	Y	Y	Y	Y	Y	Y	Y	
	Total invalid 1/2 hours	No. of invalid 1/2 hours	0	0	0	0	0	0	0	0	0	0	0	0	0	0	0	0	0	0	0	0	0	0	0	0	0	0	0	0	0	0	0	0
	Sum of exceedances	Value exceeds ELV (Y/N)	N	N	N	N	N	N	N	N	N	N	N	N	N	N	N	N	N	N	N	N	N	N	N	N	N	N	N	N	N	N	N	N

Signed [REDACTED]  
(Authorised to sign as representative of Tarmac Cement Ltd)

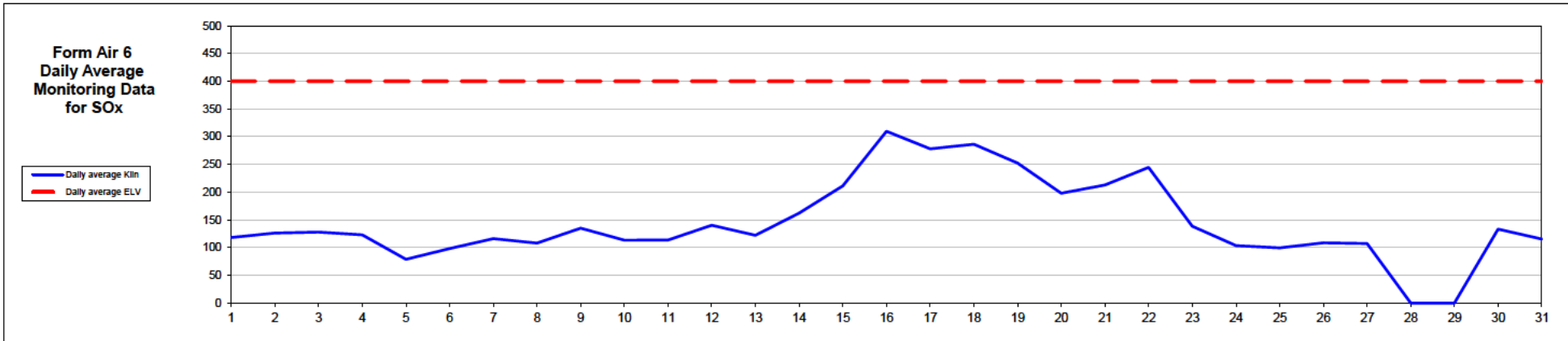
Date 02/08/2024

Permit Reference Number: BL3986ID

Operator: Tarmac Cement & Lime Ltd  
Jul-24

Installation: Aberthaw Works

Kiln Report of Continuous Monitored Emissions (Emission Point A1)



Kiln

Monthly summary		Date	1	2	3	4	5	6	7	8	9	10	11	12	13	14	15	16	17	18	19	20	21	22	23	24	25	26	27	28	29	30	31	
Daily average	Monthly maximum	310	Daily average ELV																															
	No. of invalid days	Value valid?	Y	Y	Y	Y	Y	Y	Y	Y	Y	Y	Y	Y	Y	Y	Y	Y	Y	Y	Y	Y	Y	Y	Y	Y	Y	Y	Y	Y	Y	Y	Y	
	Total invalid 1/2 hours	No. of invalid 1/2 hours	0	0	0	0	0	0	0	0	0	0	0	0	0	0	0	0	0	0	0	0	0	0	0	0	0	0	0	0	0	0	0	0
	Sum of exceedances	Value exceeds ELV (Y/N)	N	N	N	N	N	N	N	N	N	N	N	N	N	N	N	N	N	N	N	N	N	N	N	N	N	N	N	N	N	N	N	
		Daily average Kiln	118	126	128	123	79	98	116	108	135	113	114	140	122	162	211	310	278	286	252	198	213	244	139	104	100	109	107	0	0	133	115	

Signed [Redacted]  
(Authorised to sign as representative of Tarmac Cement Ltd)

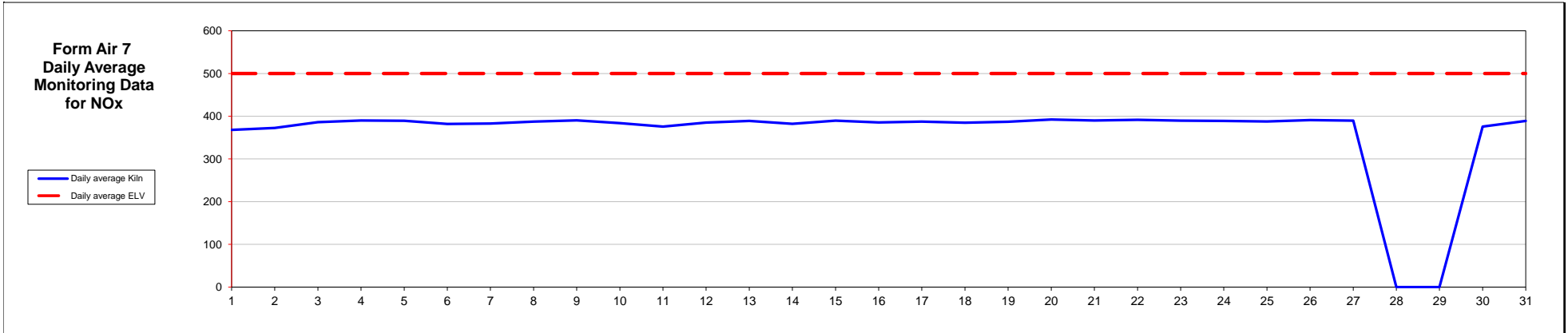
Date 02/08/2024

Permit Reference Number: BL3986ID

Operator: Tarmac Cement & Lime Ltd  
Jul-24

Installation: Aberthaw Works

Kiln Report of Continuous Monitored Emissions (Emission Point A1)



**Kiln**

Monthly summary		Date	1	2	3	4	5	6	7	8	9	10	11	12	13	14	15	16	17	18	19	20	21	22	23	24	25	26	27	28	29	30	31
Daily average	Monthly maximum	392	Daily average ELV																														
	No. of invalid days	0	Daily average Kiln																														
	Total invalid 1/2 hours	0	Value valid?																														
	Sum of exceedances	0	No. of invalid 1/2 hours																														
			Value exceeds ELV (Y/N)																														

Signed [Redacted Signature]  
(Authorised to sign as representative of Tarmac Cement Ltd)

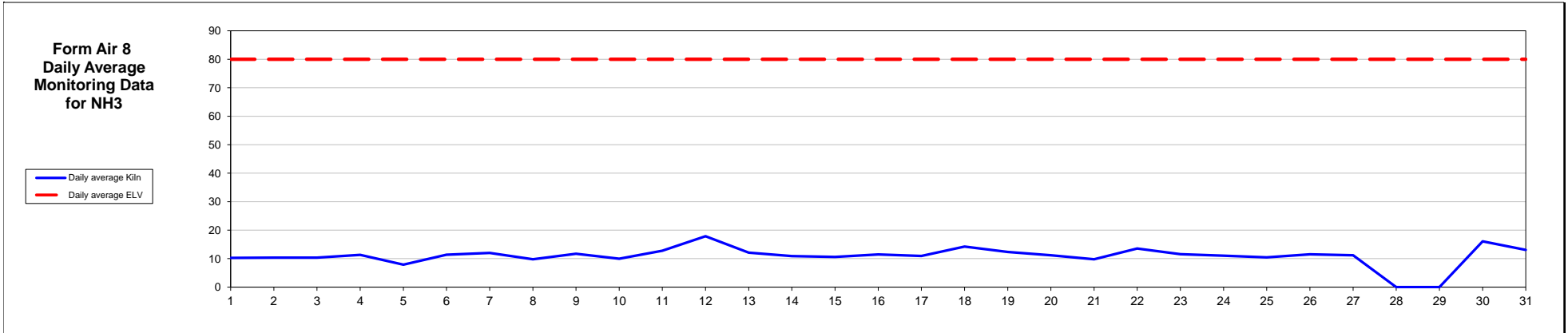
Date 02/08/2024

Permit Reference Number: BL3986ID

Operator: Tarmac Cement & Lime Ltd  
Jul-24

Installation: Aberthaw Works

Kiln Report of Continuous Monitored Emissions (Emission Point A1)



Kiln

Monthly summary		Date	1	2	3	4	5	6	7	8	9	10	11	12	13	14	15	16	17	18	19	20	21	22	23	24	25	26	27	28	29	30	31	
Daily average	Monthly maximum	18	Daily average ELV	80	80	80	80	80	80	80	80	80	80	80	80	80	80	80	80	80	80	80	80	80	80	80	80	80	80	80	80	80	80	
	No. of invalid days	0	Daily average Kiln	10	10	10	11	8	11	12	10	12	10	13	18	12	11	11	11	11	14	12	11	10	14	12	11	10	12	11	0	0	16	13
	Total invalid 1/2 hours	0	No. of invalid 1/2 hours	0	0	0	0	0	0	0	0	0	0	0	0	0	0	0	0	0	0	0	0	0	0	0	0	0	0	0	0	0	0	0
	Sum of exceedances	0	Value valid?	Y	Y	Y	Y	Y	Y	Y	Y	Y	Y	Y	Y	Y	Y	Y	Y	Y	Y	Y	Y	Y	Y	Y	Y	Y	Y	Y	Y	Y	Y	
			Value exceeds ELV (Y/N)	N	N	N	N	N	N	N	N	N	N	N	N	N	N	N	N	N	N	N	N	N	N	N	N	N	N	N	N	N	N	N

Signed [Redacted]  
(Authorised to sign as representative of Tarmac Cement Ltd)

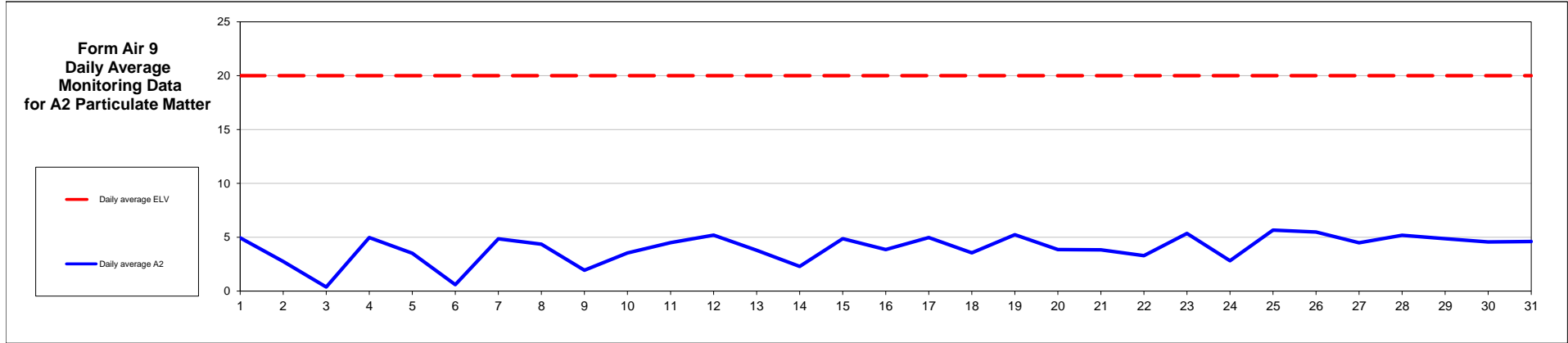
Date 02/08/2024

Permit Reference Number: BL3986ID

Operator: Tarmac Cement & Lime Ltd  
Jul-24

Installation: Aberthaw Works

Cement Mill Report of Continuous Monitored Emissions (Emission Point A2)



Cement Mill

Monthly summary		Date																																	
		1	2	3	4	5	6	7	8	9	10	11	12	13	14	15	16	17	18	19	20	21	22	23	24	25	26	27	28	29	30	31			
Daily average	Daily average ELV	20	20	20	20	20	20	20	20	20	20	20	20	20	20	20	20	20	20	20	20	20	20	20	20	20	20	20	20	20	20				
	Monthly maximum	5.66	Daily average A2	4.94	2.75	0.38	4.98	3.51	0.59	4.85	4.35	1.94	3.54	4.49	5.20	3.79	2.29	4.86	3.85	4.97	3.56	5.24	3.86	3.83	3.29	5.35	2.81	5.66	5.48	4.49	5.19	4.87	4.56	4.60	
	No. of invalid days		Value valid?	Y	Y	Y	Y	Y	Y	Y	Y	Y	Y	Y	Y	Y	Y	Y	Y	Y	Y	Y	Y	Y	Y	Y	Y	Y	Y	Y	Y	Y	Y	Y	
	Total invalid 1/2 hours	0	No. of invalid 1/2 hours	0	0	0	0	0	0	0	0	0	0	0	0	0	0	0	0	0	0	0	0	0	0	0	0	0	0	0	0	0	0	0	0
	Sum of exceedances	0	Value exceeds ELV (Y/N)	N	N	N	N	N	N	N	N	N	N	N	N	N	N	N	N	N	N	N	N	N	N	N	N	N	N	N	N	N	N	N	N

Signed XXXXXXXXXX  
(Authorised to sign as representative of Tarmac Cement Ltd)

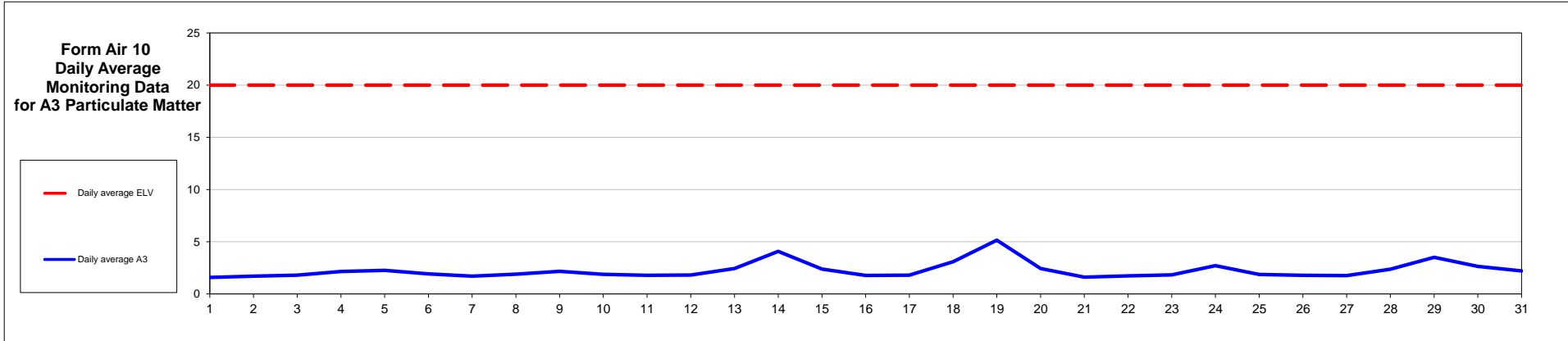
Date 02/08/2024

Permit Reference Number: BL3986ID

Operator: Tarmac Cement & Lime Ltd  
Jul-24

Installation: Aberthaw Works

Cement Mill Report of Continuous Monitored Emissions (Emission Point A3)



Cement Mill

Monthly summary		Date																																	
		1	2	3	4	5	6	7	8	9	10	11	12	13	14	15	16	17	18	19	20	21	22	23	24	25	26	27	28	29	30	31			
Daily average	Daily average ELV	20	20	20	20	20	20	20	20	20	20	20	20	20	20	20	20	20	20	20	20	20	20	20	20	20	20	20	20	20	20				
	Monthly maximum	5.15	Daily average A3	1.58	1.71	1.80	2.15	2.25	1.92	1.70	1.89	2.17	1.88	1.78	1.81	2.43	4.08	2.38	1.76	1.80	3.09	5.15	2.43	1.61	1.73	1.82	2.71	1.86	1.79	1.75	2.37	3.51	2.64	2.21	
	No. of invalid days		Value valid?	Y	Y	Y	Y	Y	Y	Y	Y	Y	Y	Y	Y	Y	Y	Y	Y	Y	Y	Y	Y	Y	Y	Y	Y	Y	Y	Y	Y	Y	Y	Y	
	Total invalid 1/2 hours	0	No. of invalid 1/2 hours	0	0	0	0	0	0	0	0	0	0	0	0	0	0	0	0	0	0	0	0	0	0	0	0	0	0	0	0	0	0	0	0
	Sum of exceedances	0	Value exceeds ELV (Y/N)	N	N	N	N	N	N	N	N	N	N	N	N	N	N	N	N	N	N	N	N	N	N	N	N	N	N	N	N	N	N	N	N

Signed XXXXXXXXXX  
(Authorised to sign as representative of Tarmac Cement Ltd)

Date 02/08/2024