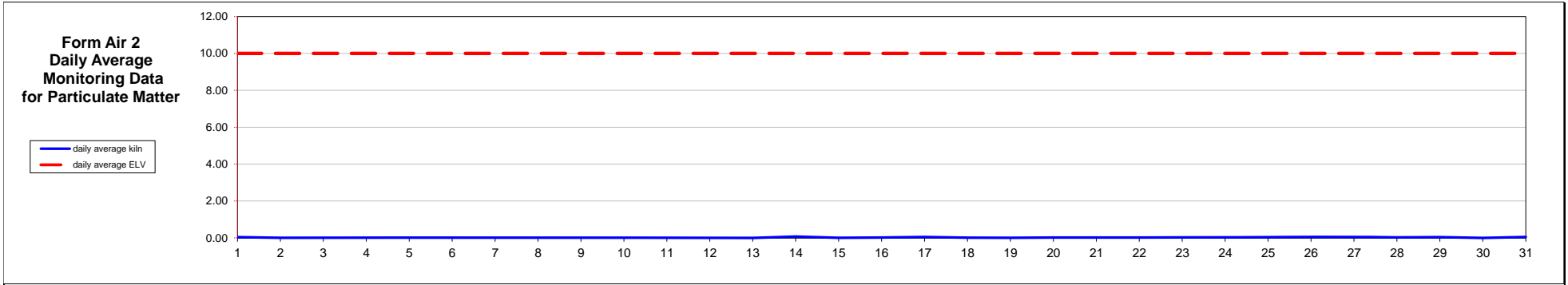


Permit Reference Number: BL3986ID

Operator: Tarmac Cement & Lime Ltd  
Aug-24

Installation: Aberthaw Works

Kiln Report of Continuous Monitored Emissions (Emission Point A1)



**Kiln**

Monthly summary		Date	1	2	3	4	5	6	7	8	9	10	11	12	13	14	15	16	17	18	19	20	21	22	23	24	25	26	27	28	29	30	31
Daily average	Monthly maximum	0	10	10	10	10	10	10	10	10	10	10	10	10	10	10	10	10	10	10	10	10	10	10	10	10	10	10	10	10	10	10	
	No. of invalid days	0	0.04	0.01	0.01	0.01	0.01	0.01	0.03	0.02	0.01	0.01	0.00	0.00	0.00	0.07	0.01	0.02	0.05	0.01	0.01	0.02	0.02	0.02	0.03	0.03	0.05	0.05	0.06	0.03	0.05	0.00	0.05
	Total invalid 1/2 hours	0	Y	Y	Y	Y	Y	Y	Y	Y	Y	Y	Y	Y	Y	Y	Y	Y	Y	Y	Y	Y	Y	Y	Y	Y	Y	Y	Y	Y	Y	Y	
	Sum of exceedances	0	N	N	N	N	N	N	N	N	N	N	N	N	N	N	N	N	N	N	N	N	N	N	N	N	N	N	N	N	N	N	N
				Value exceeds ELV (Y/N)																													

Signed ██████████  
(Authorised to sign as representative of Tarmac Cement Ltd)

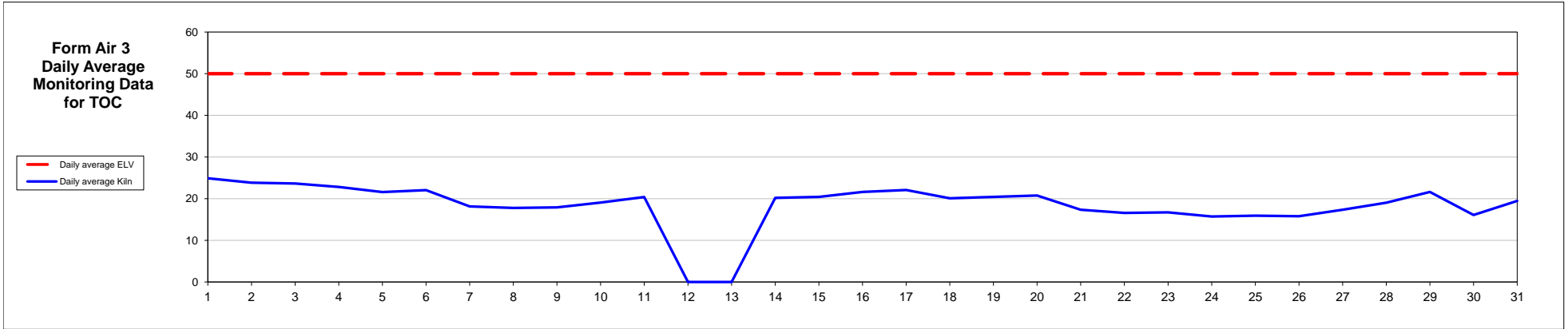
Date 02/09/2024

Permit Reference Number: BL3986ID

Operator: Tarmac Cement & Lime Ltd  
Aug-24

Installation: Aberthaw Works

Kiln Report of Continuous Monitored Emissions (Emission Point A1)



Kiln

Monthly summary		Date	1	2	3	4	5	6	7	8	9	10	11	12	13	14	15	16	17	18	19	20	21	22	23	24	25	26	27	28	29	30	31		
Daily average	Daily average ELV	50	50	50	50	50	50	50	50	50	50	50	50	50	50	50	50	50	50	50	50	50	50	50	50	50	50	50	50	50	50	50	50		
	Monthly maximum	25	Daily average Kiln	24.9	23.8	23.6	22.8	21.6	22.0	18.1	17.8	17.9	19.1	20.4	0.0	0.0	20.2	20.4	21.6	22.1	20.1	20.4	20.8	17.3	16.6	16.7	15.7	15.9	15.8	17.3	19.0	21.6	16.1	19.5	
	No. of invalid days		Value valid?	Y	Y	Y	Y	Y	Y	Y	Y	Y	Y	Y	Y	Y	Y	Y	Y	Y	Y	Y	Y	Y	Y	Y	Y	Y	Y	Y	Y	Y	Y	Y	
	Total invalid 1/2 hours	0	No. of invalid 1/2 hours	0	0	0	0	0	0	0	0	0	0	0	0	0	0	0	0	0	0	0	0	0	0	0	0	0	0	0	0	0	0	0	0
	Sum of exceedances	0	Value exceeds ELV (Y/N)	N	N	N	N	N	N	N	N	N	N	N	N	N	N	N	N	N	N	N	N	N	N	N	N	N	N	N	N	N	N	N	N

Signed [REDACTED]  
(Authorised to sign as representative of Tarmac Cement Ltd)

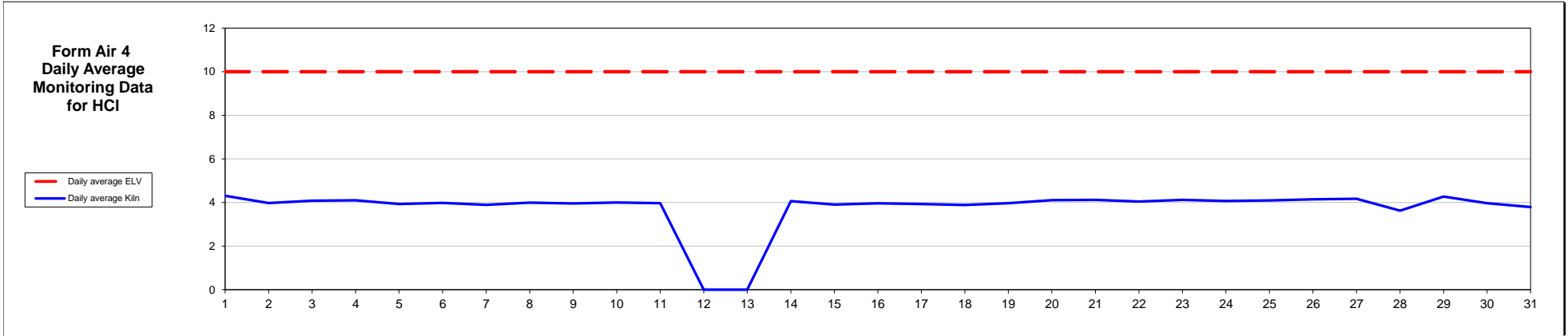
Date 02/09/2024

Permit Reference Number: BL3986ID

Operator: Tarmac Cement & Lime Ltd  
Aug-24

Installation: Aberthaw Works

Kiln Report of Continuous Monitored Emissions (Emission Point A1)



**Kiln**

Monthly summary		Date	1	2	3	4	5	6	7	8	9	10	11	12	13	14	15	16	17	18	19	20	21	22	23	24	25	26	27	28	29	30	31		
Daily average	Daily average ELV		10	10	10	10	10	10	10	10	10	10	10	10	10	10	10	10	10	10	10	10	10	10	10	10	10	10	10	10	10	10	10		
	Monthly maximum	4	Daily average Kiln	4.31	3.98	4.08	4.10	3.93	3.98	3.89	4.00	3.96	4.00	3.97	0.00	0.00	4.06	3.91	3.96	3.93	3.88	3.97	4.10	4.12	4.04	4.12	4.07	4.09	4.14	4.17	3.62	4.27	3.97	3.79	
	No. of invalid days		Value valid?	Y	Y	Y	Y	Y	Y	Y	Y	Y	Y	Y	Y	Y	Y	Y	Y	Y	Y	Y	Y	Y	Y	Y	Y	Y	Y	Y	Y	Y	Y	Y	
	Total invalid 1/2 hours	0	No. of invalid 1/2 hours	0	0	0	0	0	0	0	0	0	0	0	0	0	0	0	0	0	0	0	0	0	0	0	0	0	0	0	0	0	0	0	0
	Sum of exceedances	0	Value exceeds ELV (Y/N)	N	N	N	N	N	N	N	N	N	N	N	N	N	N	N	N	N	N	N	N	N	N	N	N	N	N	N	N	N	N	N	N

Signed [Redacted Signature]  
(Authorised to sign as representative of Tarmac Cement Ltd)

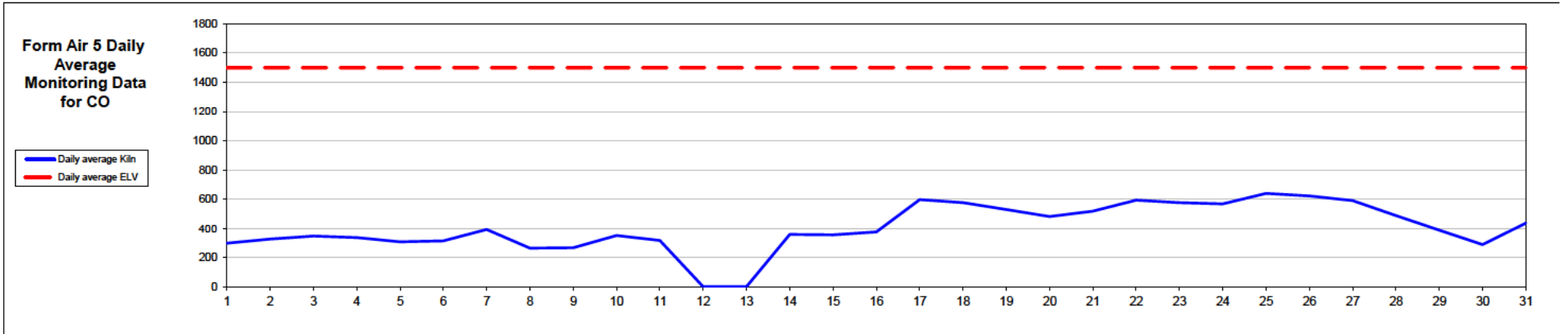
Date 02/09/2024

Permit Reference Number: BL3986ID

Operator: Tarmac Cement & Lime Ltd  
Aug-24

Installation: Aberthaw Works

Kiln Report of Continuous Monitored Emissions (Emission Point A1)



Kiln

Monthly summary		Date	1	2	3	4	5	6	7	8	9	10	11	12	13	14	15	16	17	18	19	20	21	22	23	24	25	26	27	28	29	30	31	
Daily average	Monthly maximum	639	1500	1500	1500	1500	1500	1500	1500	1500	1500	1500	1500	1500	1500	1500	1500	1500	1500	1500	1500	1500	1500	1500	1500	1500	1500	1500	1500	1500	1500	1500	1500	
	Daily average Kiln		298	326	347	338	307	314	392	264	267	351	317	0	0	358	355	375	596	576	528	481	517	593	576	567	639	621	589	487	387	288	435	
	No. of invalid days		Y	Y	Y	Y	Y	Y	Y	Y	Y	Y	Y	Y	Y	Y	Y	Y	Y	Y	Y	Y	Y	Y	Y	Y	Y	Y	Y	Y	Y	Y	Y	
	Total invalid 1/2 hours	0	0	0	0	0	0	0	0	0	0	0	0	0	0	0	0	0	0	0	0	0	0	0	0	0	0	0	0	0	0	0	0	0
	Sum of exceedances		Value exceeds ELV (Y/N)	N	N	N	N	N	N	N	N	N	N	N	N	N	N	N	N	N	N	N	N	N	N	N	N	N	N	N	N	N	N	N

Signed XXXXXXXXXX  
(Authorised to sign as representative of Tarmac Cement Ltd)

Date 02/09/2024

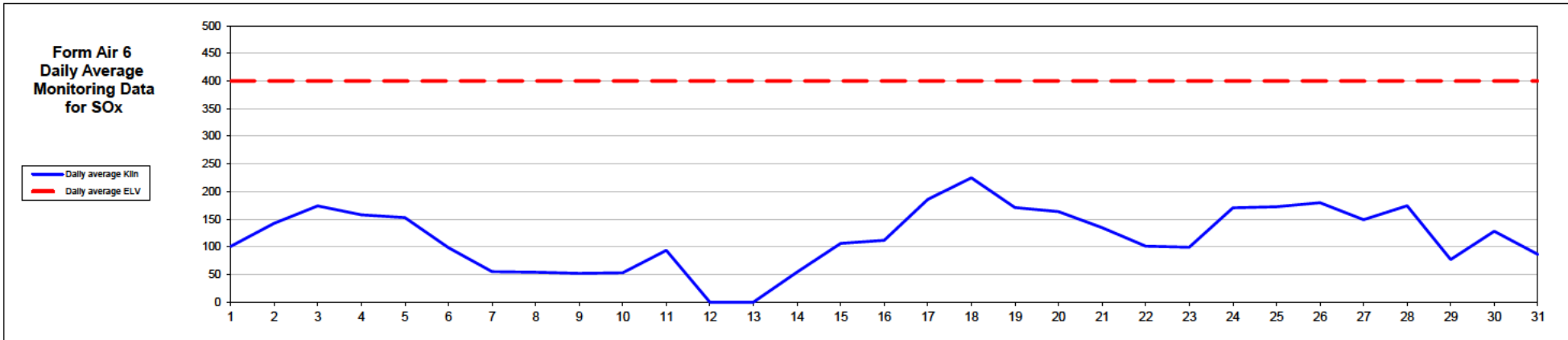
Permit Reference Number: BL3986ID

Operator: Tarmac Cement & Lime Ltd

Installation: Aberthaw Works

Aug-24

Kiln Report of Continuous Monitored Emissions (Emission Point A1)



Kiln		Monthly summary	Date	1	2	3	4	5	6	7	8	9	10	11	12	13	14	15	16	17	18	19	20	21	22	23	24	25	26	27	28	29	30	31	
Daily average	Daily average ELV	400	400	400	400	400	400	400	400	400	400	400	400	400	400	400	400	400	400	400	400	400	400	400	400	400	400	400	400	400	400	400	400	400	
	Monthly maximum	225	Daily average Kiln	101	143	174	158	153	98	55	54	52	53	94	0	0	54	108	112	186	225	171	184	135	101	99	170	173	180	149	174	77	128	86	
	No. of invalid days	Value valid?	Y	Y	Y	Y	Y	Y	Y	Y	Y	Y	Y	Y	Y	Y	Y	Y	Y	Y	Y	Y	Y	Y	Y	Y	Y	Y	Y	Y	Y	Y	Y	Y	
	Total invalid 1/2 hours	No. of invalid 1/2 hours	0	0	0	0	0	0	0	0	0	0	0	0	0	0	0	0	0	0	0	0	0	0	0	0	0	0	0	0	0	0	0	0	0
	Sum of exceedances	Value exceeds ELV (Y/N)	N	N	N	N	N	N	N	N	N	N	N	N	N	N	N	N	N	N	N	N	N	N	N	N	N	N	N	N	N	N	N	N	N

Signed [Redacted Signature]  
 (Authorised to sign as representative of Tarmac Cement Ltd)

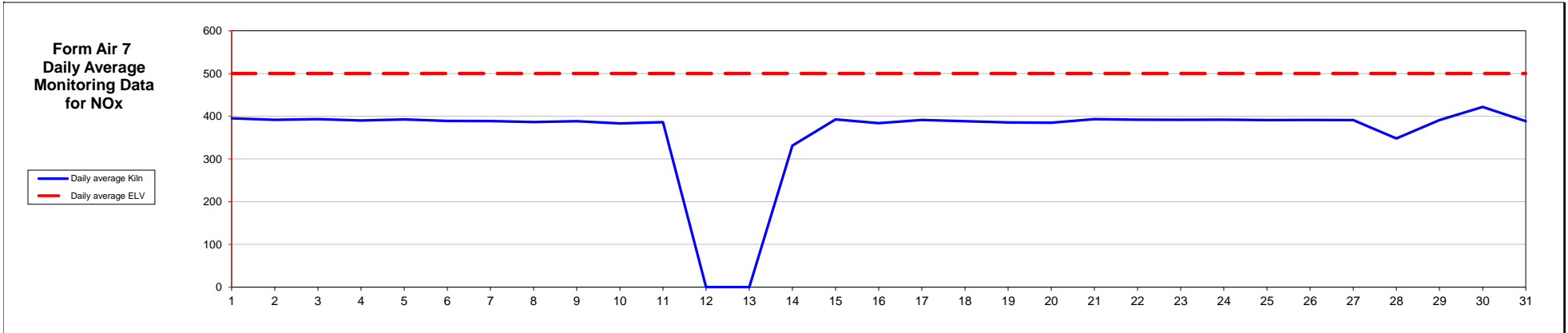
Date 02/09/2024

Permit Reference Number: BL3986ID

Operator: Tarmac Cement & Lime Ltd  
Aug-24

Installation: Aberthaw Works

Kiln Report of Continuous Monitored Emissions (Emission Point A1)



**Kiln**

Monthly summary		Date	1	2	3	4	5	6	7	8	9	10	11	12	13	14	15	16	17	18	19	20	21	22	23	24	25	26	27	28	29	30	31	
Daily average	Daily average ELV		500	500	500	500	500	500	500	500	500	500	500	500	500	500	500	500	500	500	500	500	500	500	500	500	500	500	500	500	500	500		
	Monthly maximum	422	Daily average Kiln	395	392	393	390	392	389	389	386	388	383	386	0	0	331	393	384	391	388	386	385	393	392	392	392	391	391	391	348	391	422	388
	No. of invalid days		Value valid?	Y	Y	Y	Y	Y	Y	Y	Y	Y	Y	Y	Y	Y	Y	Y	Y	Y	Y	Y	Y	Y	Y	Y	Y	Y	Y	Y	Y	Y	Y	
	Total invalid 1/2 hours	0	No. of invalid 1/2 hours	0	0	0	0	0	0	0	0	0	0	0	0	0	0	0	0	0	0	0	0	0	0	0	0	0	0	0	0	0	0	0
	Sum of exceedances	0	Value exceeds ELV (Y/N)	N	N	N	N	N	N	N	N	N	N	N	N	N	N	N	N	N	N	N	N	N	N	N	N	N	N	N	N	N	N	N

Signed [REDACTED]  
(Authorised to sign as representative of Tarmac Cement Ltd)

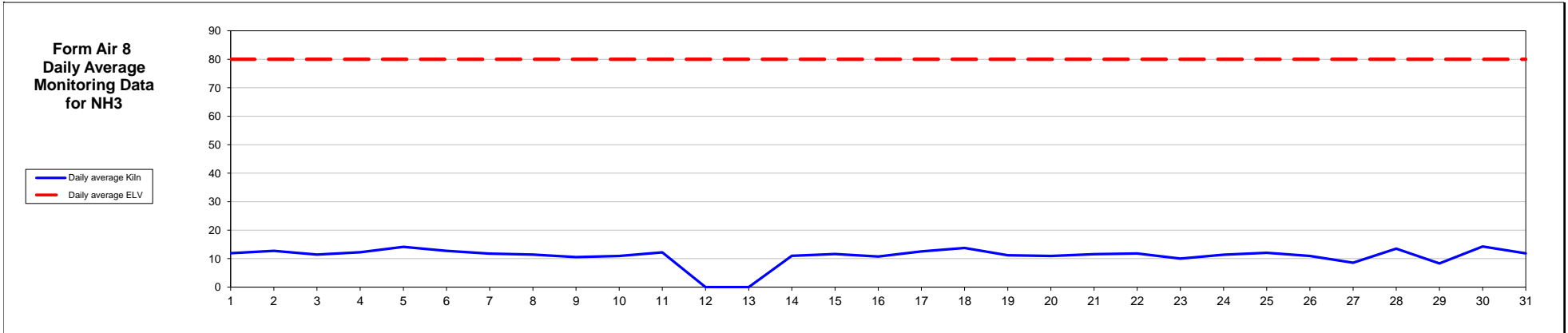
Date 02/09/2024

Permit Reference Number: BL3986ID

Operator: Tarmac Cement & Lime Ltd  
Aug-24

Installation: Aberthaw Works

Kiln Report of Continuous Monitored Emissions (Emission Point A1)



Kiln

Monthly summary		Date	1	2	3	4	5	6	7	8	9	10	11	12	13	14	15	16	17	18	19	20	21	22	23	24	25	26	27	28	29	30	31	
Daily average		Daily average ELV	80	80	80	80	80	80	80	80	80	80	80	80	80	80	80	80	80	80	80	80	80	80	80	80	80	80	80	80	80	80	80	
	Monthly maximum	14	Daily average Kiln	12	13	11	12	14	13	12	11	11	12	0	0	11	12	11	13	14	11	11	12	12	10	11	12	11	9	14	8	14	12	
	No. of invalid days		Value valid?	Y	Y	Y	Y	Y	Y	Y	Y	Y	Y	Y	Y	Y	Y	Y	Y	Y	Y	Y	Y	Y	Y	Y	Y	Y	Y	Y	Y	Y	Y	
	Total invalid 1/2 hours	0	No. of invalid 1/2 hours	0	0	0	0	0	0	0	0	0	0	0	0	0	0	0	0	0	0	0	0	0	0	0	0	0	0	0	0	0	0	0
	Sum of exceedances	0	Value exceeds ELV (Y/N)	N	N	N	N	N	N	N	N	N	N	N	N	N	N	N	N	N	N	N	N	N	N	N	N	N	N	N	N	N	N	N

Signed [REDACTED]  
(Authorised to sign as representative of Tarmac Cement Ltd)

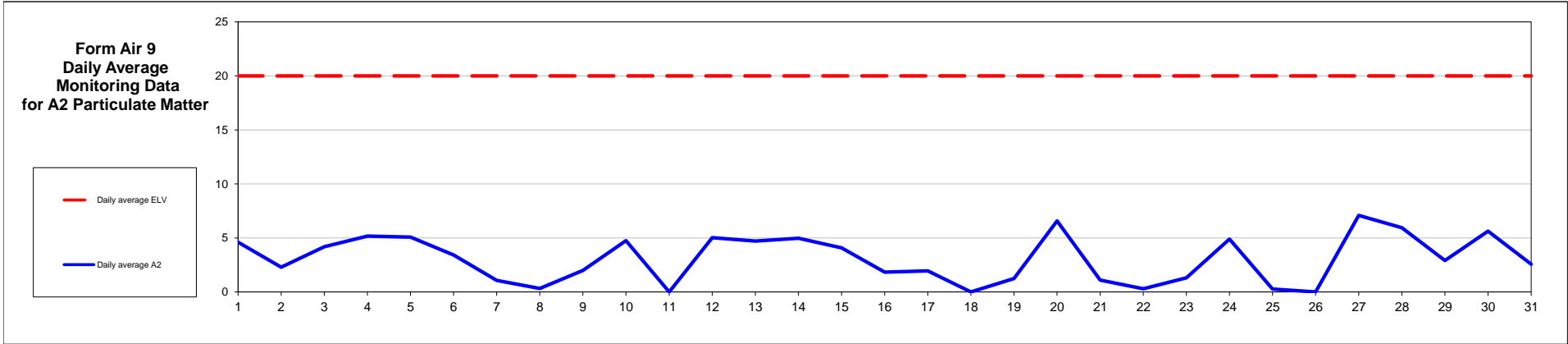
Date 02/09/2024

Permit Reference Number: BL3986ID

Operator: Tarmac Cement & Lime Ltd  
Aug-24

Installation: Aberthaw Works

Cement Mill Report of Continuous Monitored Emissions (Emission Point A2)



Cement Mill

Monthly summary		Date																																	
		1	2	3	4	5	6	7	8	9	10	11	12	13	14	15	16	17	18	19	20	21	22	23	24	25	26	27	28	29	30	31			
Daily average	Daily average ELV	20	20	20	20	20	20	20	20	20	20	20	20	20	20	20	20	20	20	20	20	20	20	20	20	20	20	20	20	20	20				
	Monthly maximum	7.08	Daily average A2	4.60	2.29	4.18	5.16	5.07	3.42	1.06	0.32	1.99	4.75	0.00	5.03	4.71	4.97	4.07	1.83	1.95	0.00	1.24	6.58	1.09	0.29	1.30	4.89	0.26	0.00	7.08	5.94	2.90	5.63	2.56	
	No. of invalid days		Value valid?	Y	Y	Y	Y	Y	Y	Y	Y	Y	Y	Y	Y	Y	Y	Y	Y	Y	Y	Y	Y	Y	Y	Y	Y	Y	Y	Y	Y	Y	Y		
	Total invalid 1/2 hours	0	No. of invalid 1/2 hours	0	0	0	0	0	0	0	0	0	0	0	0	0	0	0	0	0	0	0	0	0	0	0	0	0	0	0	0	0	0	0	0
	Sum of exceedances	0	Value exceeds ELV (Y/N)	N	N	N	N	N	N	N	N	N	N	N	N	N	N	N	N	N	N	N	N	N	N	N	N	N	N	N	N	N	N	N	N

Signed XXXXXXXXXX  
(Authorised to sign as representative of Tarmac Cement Ltd)

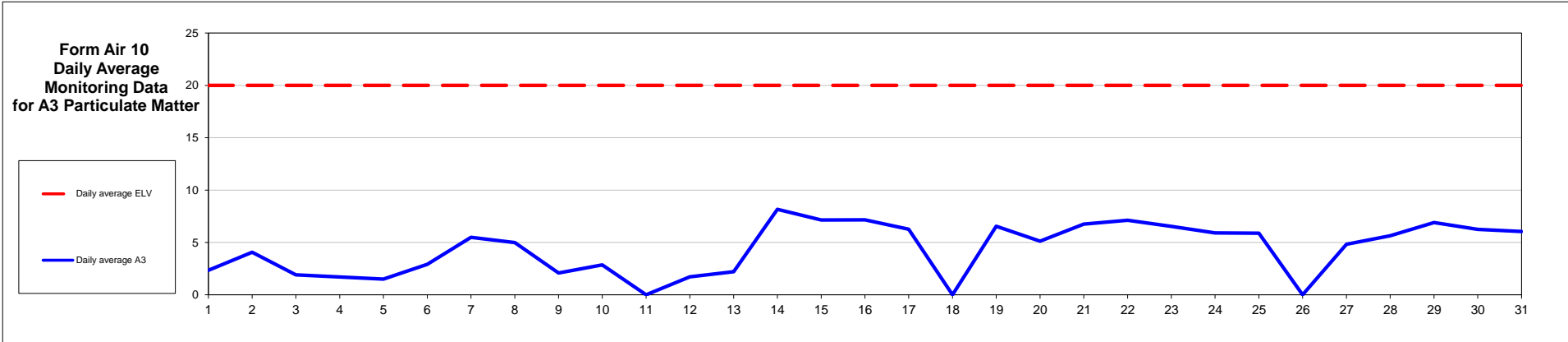
Date 02/09/2024

Permit Reference Number: BL3986ID

Operator: Tarmac Cement & Lime Ltd  
Aug-24

Installation: Aberthaw Works

Cement Mill Report of Continuous Monitored Emissions (Emission Point A3)



Cement Mill

Monthly summary		Date																																	
		1	2	3	4	5	6	7	8	9	10	11	12	13	14	15	16	17	18	19	20	21	22	23	24	25	26	27	28	29	30	31			
Daily average	Daily average ELV	20	20	20	20	20	20	20	20	20	20	20	20	20	20	20	20	20	20	20	20	20	20	20	20	20	20	20	20	20	20				
	Monthly maximum	8.16	Daily average A3	2.34	4.06	1.91	1.71	1.50	2.90	5.49	4.98	2.08	2.86	0.00	1.71	2.21	8.16	7.14	7.16	6.26	0.00	6.54	5.13	6.75	7.11	6.53	5.91	5.88	0.00	4.83	5.64	6.90	6.25	6.04	
	No. of invalid days		Value valid?	Y	Y	Y	Y	Y	Y	Y	Y	Y	Y	Y	Y	Y	Y	Y	Y	Y	Y	Y	Y	Y	Y	Y	Y	Y	Y	Y	Y	Y	Y	Y	
	Total invalid 1/2 hours	0	No. of invalid 1/2 hours	0	0	0	0	0	0	0	0	0	0	0	0	0	0	0	0	0	0	0	0	0	0	0	0	0	0	0	0	0	0	0	0
	Sum of exceedances	0	Value exceeds ELV (Y/N)	N	N	N	N	N	N	N	N	N	N	N	N	N	N	N	N	N	N	N	N	N	N	N	N	N	N	N	N	N	N	N	N

Signed XXXXXXXXXX  
(Authorised to sign as representative of Tarmac Cement Ltd)

Date 02/09/2024