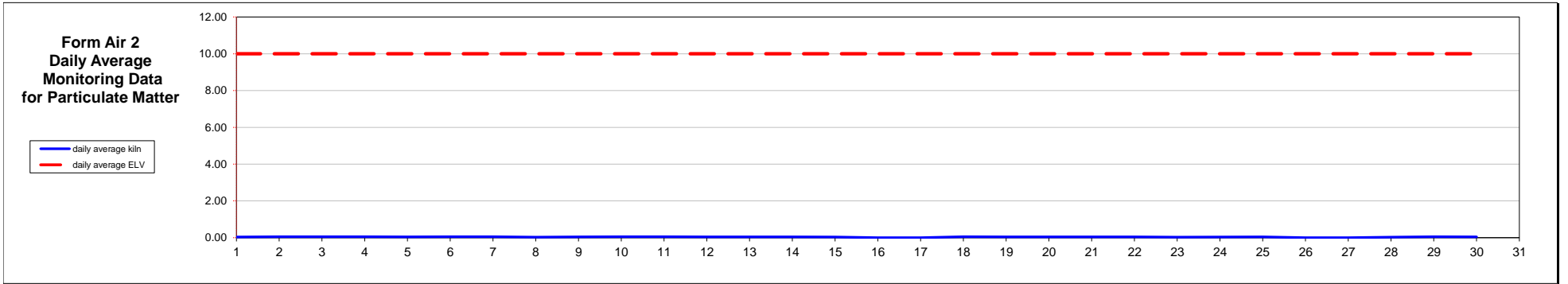


Permit Reference Number: BL3986ID

Operator: Tarmac Cement & Lime Ltd  
Jun-24

Installation: Aberthaw Works

Kiln Report of Continuous Monitored Emissions (Emission Point A1)



Kiln

Monthly summary		Date	1	2	3	4	5	6	7	8	9	10	11	12	13	14	15	16	17	18	19	20	21	22	23	24	25	26	27	28	29	30
Daily average	Monthly maximum	Daily average ELV	10	10	10	10	10	10	10	10	10	10	10	10	10	10	10	10	10	10	10	10	10	10	10	10	10	10	10	10	10	
	No. of invalid days	Daily average Kiln	0.04	0.05	0.05	0.05	0.05	0.05	0.05	0.03	0.05	0.05	0.05	0.05	0.04	0.04	0.03	0.00	0.00	0.05	0.04	0.04	0.04	0.04	0.03	0.03	0.04	0.00	0.00	0.03	0.05	0.04
	Total invalid 1/2 hours	Value valid?	Y	Y	Y	Y	Y	Y	Y	Y	Y	Y	Y	Y	Y	Y	Y	Y	Y	Y	Y	Y	Y	Y	Y	Y	Y	Y	Y	Y	Y	
	Sum of exceedances	No. of invalid 1/2 hours	0	0	0	0	0	0	0	0	0	0	0	0	0	0	0	0	0	0	0	0	0	0	0	0	0	0	0	0	0	0
		Value exceeds ELV (Y/N)	N	N	N	N	N	N	N	N	N	N	N	N	N	N	N	N	N	N	N	N	N	N	N	N	N	N	N	N	N	N

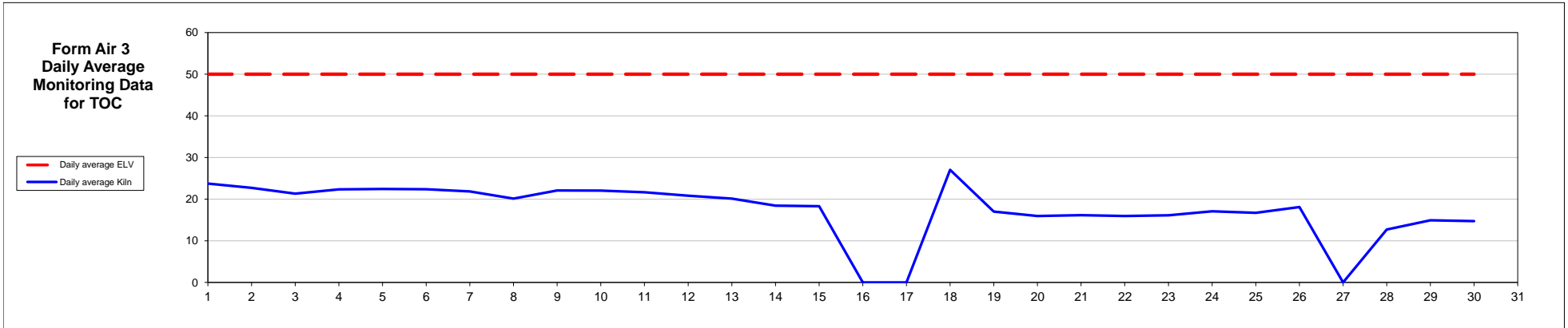
Signed ██████████ Date 01/07/2024  
(Authorised to sign as representative of Tarmac Cement & Lime Ltd)

Permit Reference Number: BL3986ID

Operator: Tarmac Cement & Lime Ltd  
Jun-24

Installation: Aberthaw Works

Kiln Report of Continuous Monitored Emissions (Emission Point A1)



Kiln

Monthly summary		Date	1	2	3	4	5	6	7	8	9	10	11	12	13	14	15	16	17	18	19	20	21	22	23	24	25	26	27	28	29	30	
Daily average	Daily average ELV		50	50	50	50	50	50	50	50	50	50	50	50	50	50	50	50	50	50	50	50	50	50	50	50	50	50	50	50	50		
	Monthly maximum	27	Daily average Kiln	23.7	22.7	21.3	22.3	22.4	22.4	21.8	20.1	22.1	22.0	21.6	20.8	20.1	18.4	18.3	0.0	0.0	27.0	17.0	15.9	16.1	16.0	16.1	17.1	16.7	18.1	0.0	12.7	14.9	14.7
	No. of invalid days		Value valid?	Y	Y	Y	Y	Y	Y	Y	Y	Y	Y	Y	Y	Y	Y	Y	Y	Y	Y	Y	Y	Y	Y	Y	Y	Y	Y	Y	Y	Y	
	Total invalid 1/2 hours	0	No. of invalid 1/2 hours	0	0	0	0	0	0	0	0	0	0	0	0	0	0	0	0	0	0	0	0	0	0	0	0	0	0	0	0	0	0
	Sum of exceedances	0	Value exceeds ELV (Y/N)	N	N	N	N	N	N	N	N	N	N	N	N	N	N	N	N	N	N	N	N	N	N	N	N	N	N	N	N	N	N

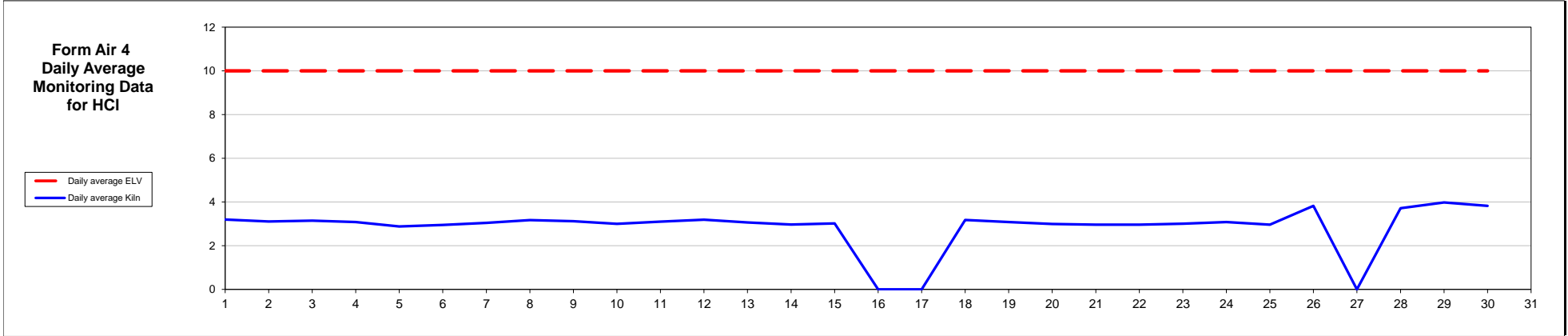
Signed [Redacted Signature] Date 01/07/2024  
(Authorised to sign as representative of Tarmac Cement & Lime Ltd)

Permit Reference Number: BL3986ID

Operator: Tarmac Cement & Lime Ltd  
Jun-24

Installation: Aberthaw Works

Kiln Report of Continuous Monitored Emissions (Emission Point A1)



**Kiln**

Monthly summary		Date	1	2	3	4	5	6	7	8	9	10	11	12	13	14	15	16	17	18	19	20	21	22	23	24	25	26	27	28	29	30	
Daily average	Daily average ELV		10	10	10	10	10	10	10	10	10	10	10	10	10	10	10	10	10	10	10	10	10	10	10	10	10	10	10	10	10		
	Monthly maximum	4	Daily average Kiln	3.20	3.11	3.14	3.08	2.88	2.95	3.04	3.17	3.12	3.00	3.10	3.19	3.06	2.97	3.02	0.00	0.00	3.18	3.08	2.99	2.96	2.96	3.01	3.08	2.96	3.82	0.00	3.71	3.98	3.82
	No. of invalid days		Value valid?	Y	Y	Y	Y	Y	Y	Y	Y	Y	Y	Y	Y	Y	Y	Y	Y	Y	Y	Y	Y	Y	Y	Y	Y	Y	Y	Y	Y	Y	
	Total invalid 1/2 hours	0	No. of invalid 1/2 hours	0	0	0	0	0	0	0	0	0	0	0	0	0	0	0	0	0	0	0	0	0	0	0	0	0	0	0	0	0	0
	Sum of exceedances	0	Value exceeds ELV (Y/N)	N	N	N	N	N	N	N	N	N	N	N	N	N	N	N	N	N	N	N	N	N	N	N	N	N	N	N	N	N	N

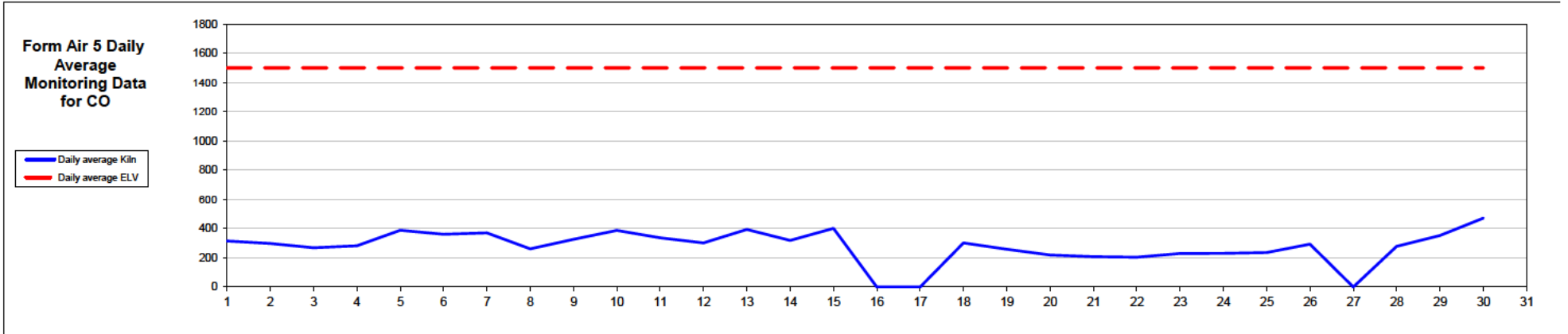
Signed ██████████ Date 01/07/2024  
(Authorised to sign as representative of Tarmac Cement & Lime Ltd)

Permit Reference Number: BL3986ID

Operator: Tarmac Cement & Lime Ltd  
Jun-24

Installation: Aberthaw Works

Kiln Report of Continuous Monitored Emissions (Emission Point A1)



Kiln

Monthly summary		Date	1	2	3	4	5	6	7	8	9	10	11	12	13	14	15	16	17	18	19	20	21	22	23	24	25	26	27	28	29	30	
Daily average	Monthly maximum	471	Daily average ELV	1500	1500	1500	1500	1500	1500	1500	1500	1500	1500	1500	1500	1500	1500	1500	1500	1500	1500	1500	1500	1500	1500	1500	1500	1500	1500	1500	1500	1500	
	Daily average Kiln		315	298	269	282	388	360	370	262	326	387	336	301	394	319	402	0	0	301	258	219	207	204	229	230	236	293	0	278	363	471	
	No. of invalid days		Value valid?	Y	Y	Y	Y	Y	Y	Y	Y	Y	Y	Y	Y	Y	Y	Y	Y	Y	Y	Y	Y	Y	Y	Y	Y	Y	Y	Y	Y	Y	
	Total invalid 1/2 hours	0	No. of invalid 1/2 hours	0	0	0	0	0	0	0	0	0	0	0	0	0	0	0	0	0	0	0	0	0	0	0	0	0	0	0	0	0	0
	Sum of exceedances		Value exceeds ELV (Y/N)	N	N	N	N	N	N	N	N	N	N	N	N	N	N	N	N	N	N	N	N	N	N	N	N	N	N	N	N	N	N

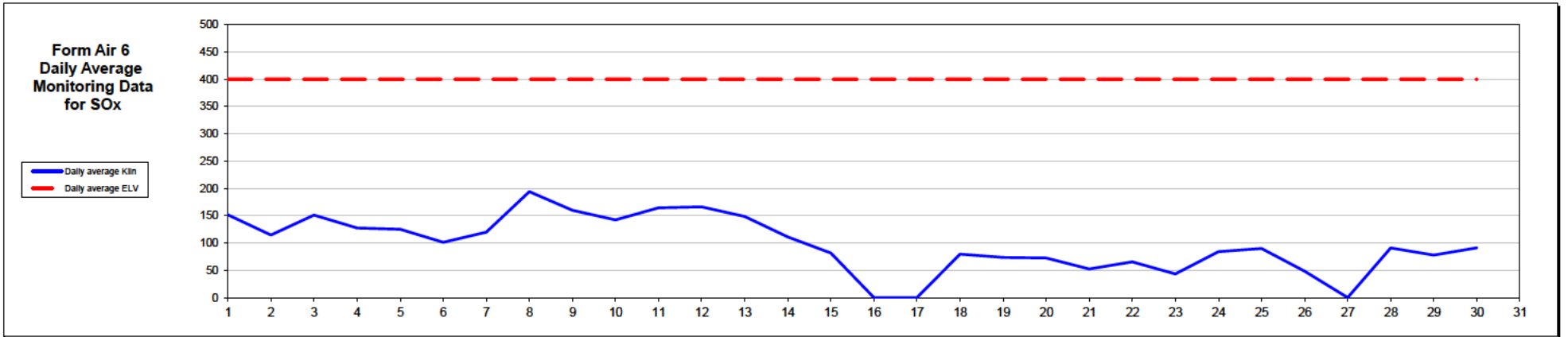
Signed ██████████ Date 01/07/2024  
(Authorised to sign as representative of Tarmac Cement & Lime Ltd)

Permit Reference Number: BL3986ID

Operator: Tarmac Cement & Lime Ltd  
Jun-24

Installation: Aberthaw Works

Kiln Report of Continuous Monitored Emissions (Emission Point A1)



Kiln

Monthly summary		Date	1	2	3	4	5	6	7	8	9	10	11	12	13	14	15	16	17	18	19	20	21	22	23	24	25	26	27	28	29	30	
Daily average		Daily average ELV	400	400	400	400	400	400	400	400	400	400	400	400	400	400	400	400	400	400	400	400	400	400	400	400	400	400	400	400	400		
	Monthly maximum	194	Daily average Kiln	152	115	151	127	125	101	120	194	180	142	165	166	149	111	82	0	0	80	73	72	52	66	43	84	90	48	0	91	78	91
	No. of invalid days		Value valid?	Y	Y	Y	Y	Y	Y	Y	Y	Y	Y	Y	Y	Y	Y	Y	Y	Y	Y	Y	Y	Y	Y	Y	Y	Y	Y	Y	Y	Y	
	Total invalid 1/2 hours	0	No. of invalid 1/2 hours	0	0	0	0	0	0	0	0	0	0	0	0	0	0	0	0	0	0	0	0	0	0	0	0	0	0	0	0	0	0
	Sum of exceedances	0	Value exceeds ELV (Y/N)	N	N	N	N	N	N	N	N	N	N	N	N	N	N	N	N	N	N	N	N	N	N	N	N	N	N	N	N	N	N

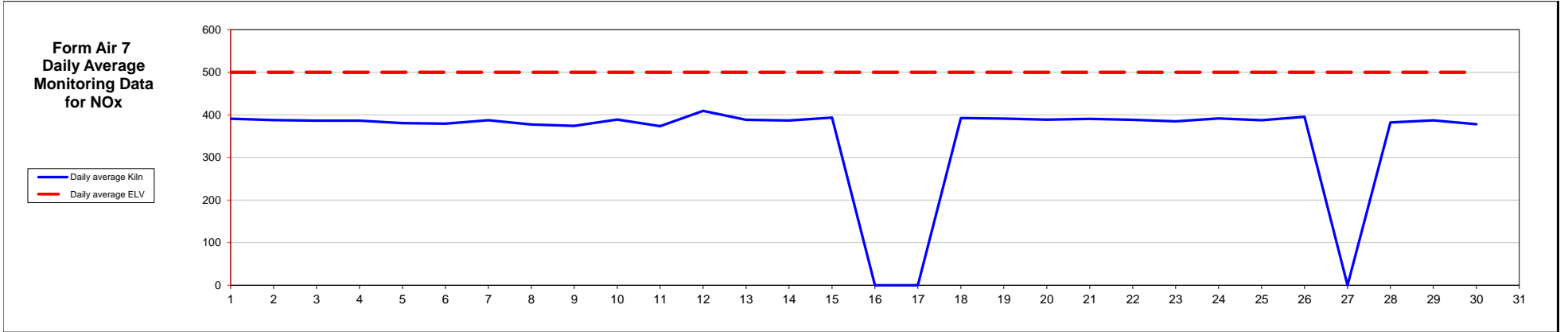
Signed XXXXXXXXXX Date 01/07/2024  
(Authorised to sign as representative of Tarmac Cement & Lime Ltd)

Permit Reference Number: BL3986ID

Operator: Tarmac Cement & Lime Ltd  
Jun-24

Installation: Aberthaw Works

Kiln Report of Continuous Monitored Emissions (Emission Point A1)



**Kiln**

Monthly summary		Date	1	2	3	4	5	6	7	8	9	10	11	12	13	14	15	16	17	18	19	20	21	22	23	24	25	26	27	28	29	30
Daily average	Monthly maximum	409	Daily average ELV	500	500	500	500	500	500	500	500	500	500	500	500	500	500	500	500	500	500	500	500	500	500	500	500	500	500	500	500	
	Daily average Kiln	391	388	386	386	380	379	387	377	374	389	374	409	388	387	393	0	0	393	391	389	391	388	385	392	387	395	0	382	387	378	
	No. of invalid days		Value valid?	Y	Y	Y	Y	Y	Y	Y	Y	Y	Y	Y	Y	Y	Y	Y	Y	Y	Y	Y	Y	Y	Y	Y	Y	Y	Y	Y	Y	
	Total invalid 1/2 hours	0	No. of invalid 1/2 hours	0	0	0	0	0	0	0	0	0	0	0	0	0	0	0	0	0	0	0	0	0	0	0	0	0	0	0	0	0
	Sum of exceedances	0	Value exceeds ELV (Y/N)	N	N	N	N	N	N	N	N	N	N	N	N	N	N	N	N	N	N	N	N	N	N	N	N	N	N	N	N	N

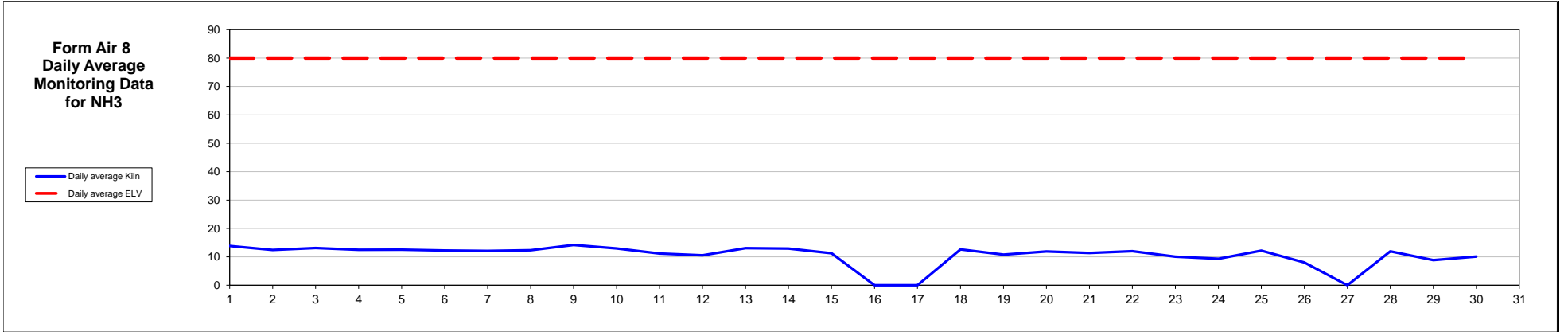
Signed ██████████ Date 01/07/2024  
(Authorised to sign as representative of Tarmac Cement & Lime Ltd)

Permit Reference Number: BL3986ID

Operator: Tarmac Cement & Lime Ltd  
Jun-24

Installation: Aberthaw Works

Kiln Report of Continuous Monitored Emissions (Emission Point A1)



Kiln

Monthly summary		Date	1	2	3	4	5	6	7	8	9	10	11	12	13	14	15	16	17	18	19	20	21	22	23	24	25	26	27	28	29	30
Daily average	Monthly maximum	14	Daily average ELV																													
	No. of invalid days	14	Daily average Kiln																													
	Total invalid 1/2 hours	0	Value valid?																													
	Sum of exceedances	0	No. of invalid 1/2 hours																													
		0	Value exceeds ELV (Y/N)																													

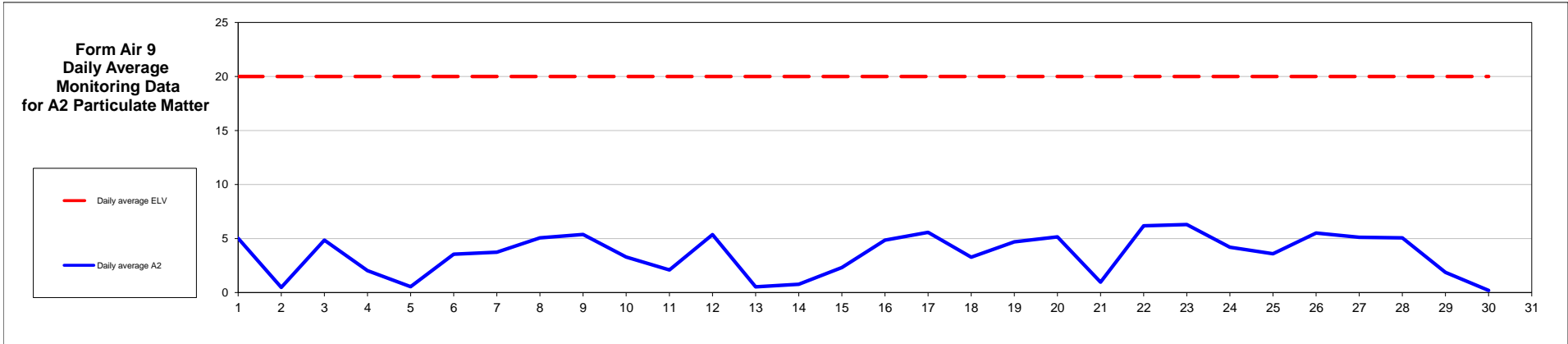
Signed [Redacted] Date 01/07/2024  
(Authorised to sign as representative of Tarmac Cement & Lime Ltd)

Permit Reference Number: BL3986ID

Operator: Tarmac Cement & Lime Ltd  
Jun-24

Installation: Aberthaw Works

Cement Mill Report of Continuous Monitored Emissions (Emission Point A2)



Cement Mill

Monthly summary		Date	1	2	3	4	5	6	7	8	9	10	11	12	13	14	15	16	17	18	19	20	21	22	23	24	25	26	27	28	29	30	
Daily average	Monthly maximum	6:30	Daily average ELV	20	20	20	20	20	20	20	20	20	20	20	20	20	20	20	20	20	20	20	20	20	20	20	20	20	20	20	20	20	20
	Daily average A2		5.02	0.48	4.85	2.03	0.54	3.55	3.73	5.07	5.38	3.29	2.09	5.36	0.53	0.77	2.31	4.85	5.58	3.27	4.69	5.15	0.97	6.17	6.30	4.19	3.59	5.50	5.11	5.07	1.88	0.20	
	No. of invalid days		Value valid?	Y	Y	Y	Y	Y	Y	Y	Y	Y	Y	Y	Y	Y	Y	Y	Y	Y	Y	Y	Y	Y	Y	Y	Y	Y	Y	Y	Y	Y	
	Total invalid 1/2 hours	0	No. of invalid 1/2 hours	0	0	0	0	0	0	0	0	0	0	0	0	0	0	0	0	0	0	0	0	0	0	0	0	0	0	0	0	0	0
	Sum of exceedances	0	Value exceeds ELV (Y/N)	N	N	N	N	N	N	N	N	N	N	N	N	N	N	N	N	N	N	N	N	N	N	N	N	N	N	N	N	N	N

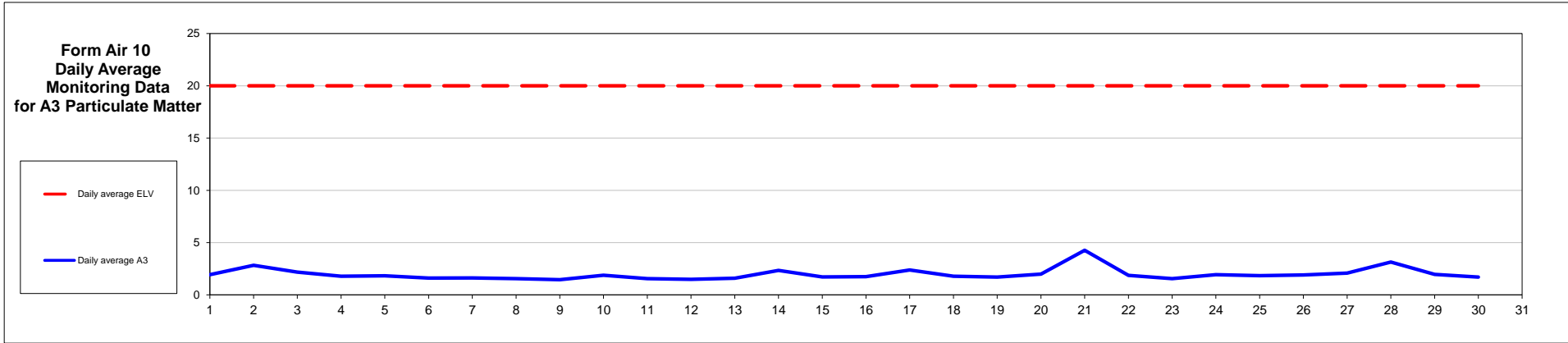
Signed XXXXXXXXXX Date 01/07/2024  
(Authorised to sign as representative of Tarmac Cement & Lime Ltd)

Permit Reference Number: BL3986ID

Operator: Tarmac Cement & Lime Ltd  
Jun-24

Installation: Aberthaw Works

Cement Mill Report of Continuous Monitored Emissions (Emission Point A3)



Cement Mill

Monthly summary		Date	1	2	3	4	5	6	7	8	9	10	11	12	13	14	15	16	17	18	19	20	21	22	23	24	25	26	27	28	29	30		
Daily average		Daily average ELV	20	20	20	20	20	20	20	20	20	20	20	20	20	20	20	20	20	20	20	20	20	20	20	20	20	20	20	20	20	20		
	Monthly maximum	4.26	Daily average A3	1.93	2.83	2.17	1.79	1.82	1.61	1.62	1.55	1.45	1.88	1.55	1.48	1.59	2.34	1.71	1.74	2.38	1.78	1.71	1.99	4.26	1.86	1.56	1.94	1.84	1.91	2.08	3.14	1.95	1.70	
	No. of invalid days		Value valid?	Y	Y	Y	Y	Y	Y	Y	Y	Y	Y	Y	Y	Y	Y	Y	Y	Y	Y	Y	Y	Y	Y	Y	Y	Y	Y	Y	Y	Y	Y	
	Total invalid 1/2 hours	0	No. of invalid 1/2 hours	0	0	0	0	0	0	0	0	0	0	0	0	0	0	0	0	0	0	0	0	0	0	0	0	0	0	0	0	0	0	0
	Sum of exceedances	0	Value exceeds ELV (Y/N)	N	N	N	N	N	N	N	N	N	N	N	N	N	N	N	N	N	N	N	N	N	N	N	N	N	N	N	N	N	N	N

Signed [Redacted Signature] Date 01/07/2024  
(Authorised to sign as representative of Tarmac Cement & Lime Ltd)