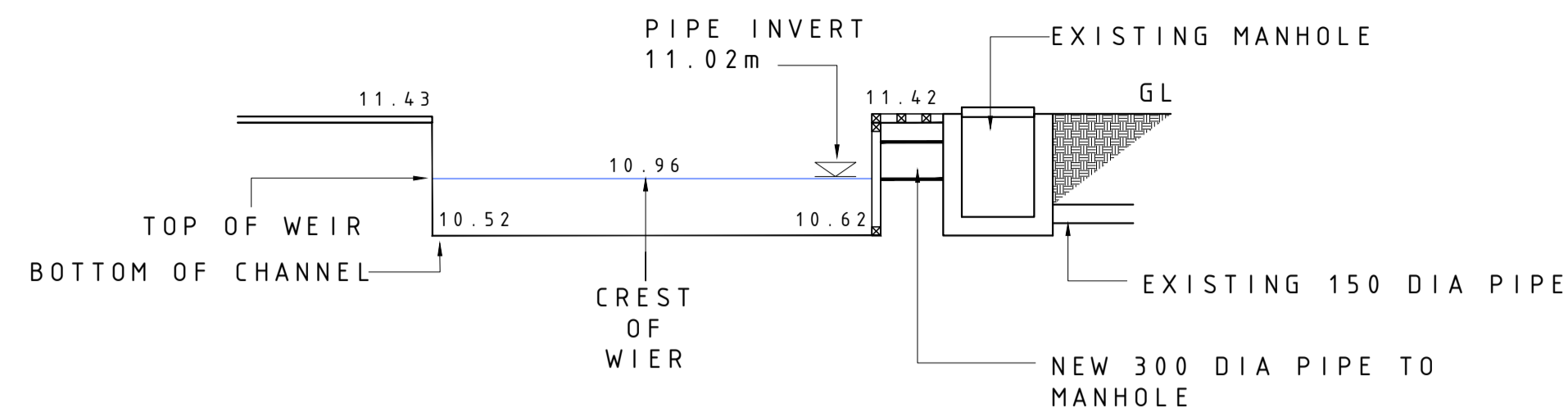



This drawing is copyright and owned by Salt Consultancy Ltd., and is for use on this site only unless contractually stated otherwise.  
 DO NOT SCALE this drawing (printed or electronic versions). Contractors must check all dimensions from site.  
 All other design team elements, where indicated, have been imported from the consultant's drawings and reference should be made to the individual consultant's drawings for exact setting out, size and type of component.  
 Discrepancies and / or ambiguities within this drawing, between it and information given elsewhere, must be reported immediately to the engineer for clarification before proceeding.  
 All works are to be carried out in accordance with the latest British Standards and Codes of Practice unless specifically directed otherwise in the specification.  
 Responsibility for the reproduction of this drawing in paper form, or if issued in electronic format, lies with the recipient to check that all information has been replicated in full and is correct when compared to the original paper or electronic image. Graphical representations of equipment on this drawing have been co-ordinated, but are approximations only. Please refer to the Specifications and / or Details for actual sizes and / or specific contractor construction information.

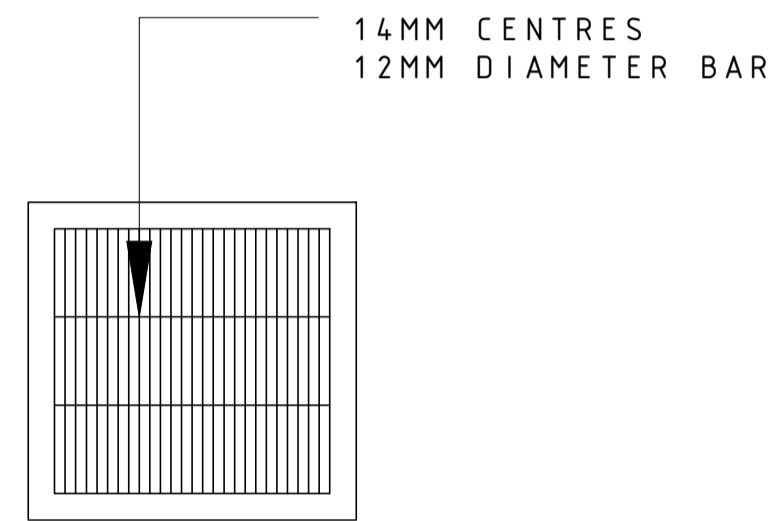
**SAFETY, HEALTH AND ENVIRONMENTAL INFORMATION**  
 Refer to the relevant Construction (Design and Management) documentation where applicable.  
 It is assumed that all works on this drawing will be carried out by a competent contractor, working where appropriate to an approved method statement.



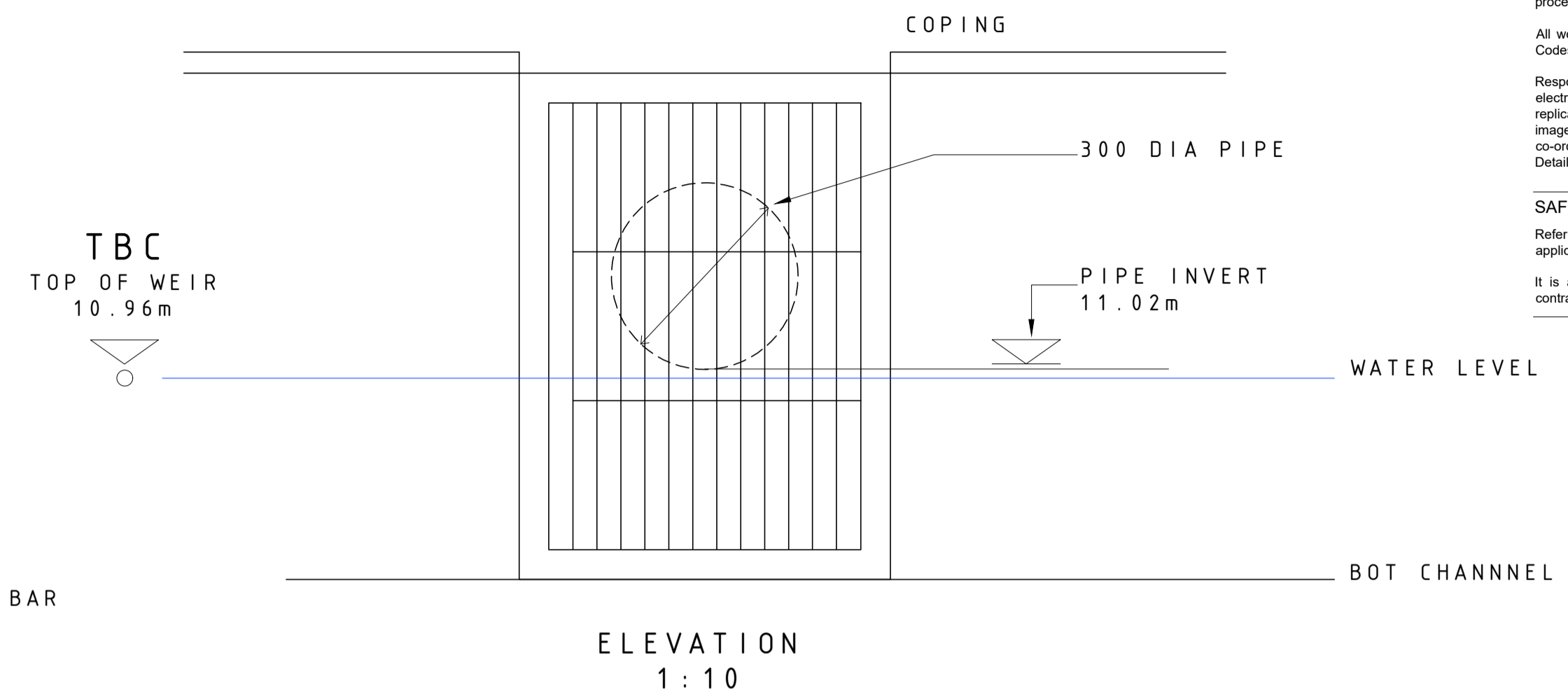
DETAIL AT INLET (B ON PLAN)  
 PROPOSED MODIFICATION  
 1:50



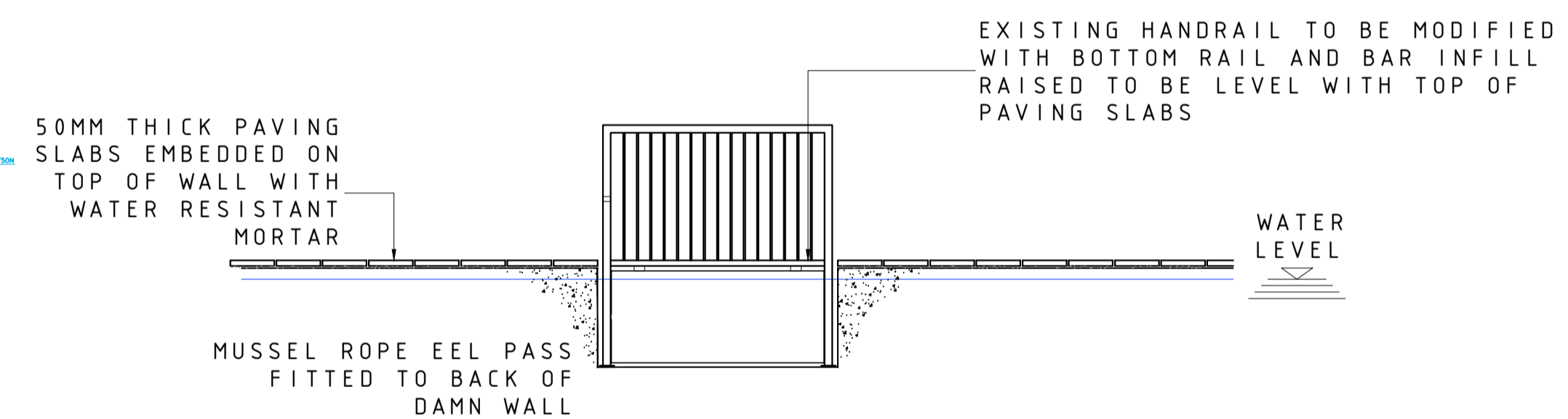
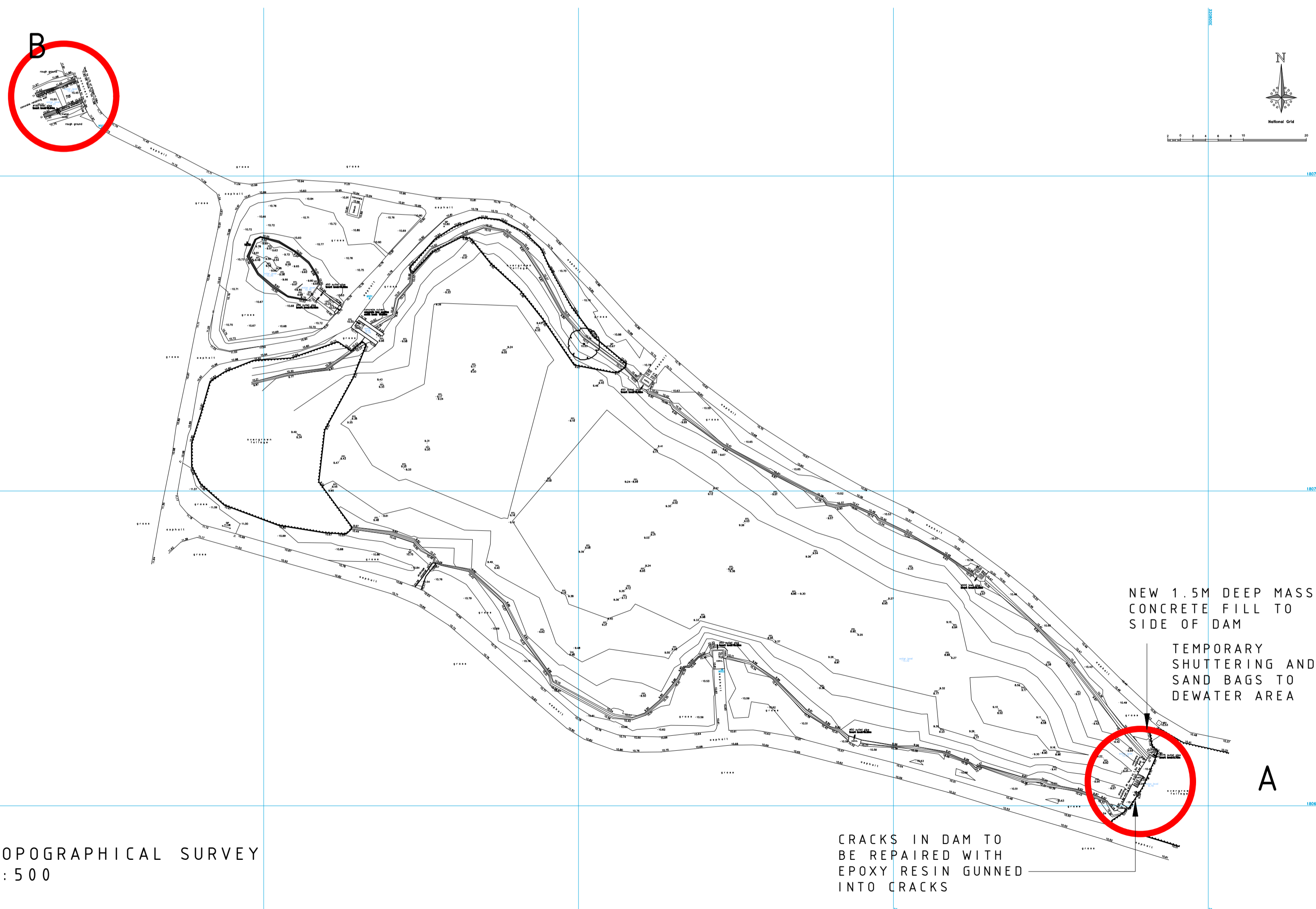
DETAIL AT INLET (B ON PLAN)  
 EXISTING CONDITION  
 1:50



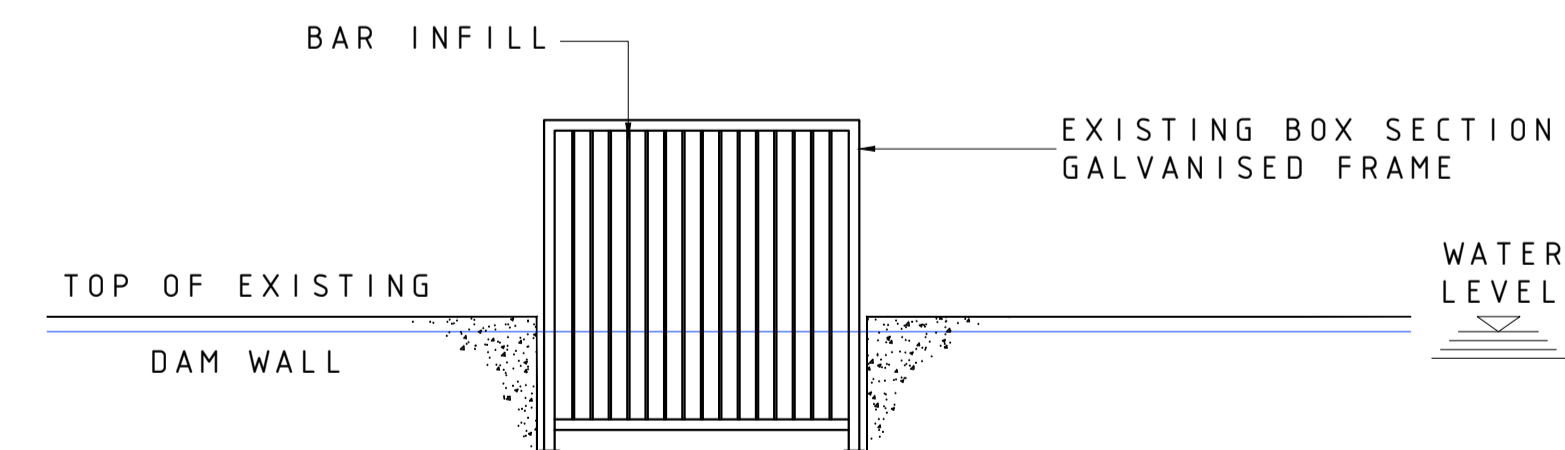
ELEVATION A-A  
 EXISTING FRAME  
 1:10



ELEVATION  
 1:10



DETAIL AT DAM (A ON PLAN)  
 PROPOSED MODIFICATIONS  
 1:50



DETAIL AT DAM (A ON PLAN)  
 EXISTING CONDITION  
 1:50

Rev	Description	Date	Check
F	AMENDMENTS TO NRW REQUIREMENTS	05/11/25	JS
E	AMENDMENTS TO NRW REQUIREMENTS	18/08/25	JS
D	AMENDMENTS TO NRW REQUIREMENTS	12/05/25	JS
C	NEW REQUIREMENTS	20/11/24	JS
B	PROPOSED MODIFICATIONS	20/09/23	JS
A	ADDITIONAL FRAME INFORMATION ADDED	04/07/22	JS

Purpose of Issue  
**INFORMATION**

Client  
**CARDIFF CITY COUNCIL**

Project  
**PARC Y NANT LAKE**

Drawing  
**LOCATION OF WORKS AND PROPOSED DETAILS**

Scale @ A1  
 Drawn: VARIOUS MD  
 Checked: HHE  
 Approved: JS

Project No: 2022-17  
 Date: APR 2022

Drawing Number: SCL/001  
 Revision: F



**STRUCTURAL ENGINEERING : PROJECT MANAGEMENT**  
 Suite 17, Business Development Centre, Treforest Industrial Estate, CF37 5UR  
 Tel: 01443 843413 Mobile: 07711 593359 Email: salt@saltconsultancy.co.uk