



**ANALYTICAL REPORT**

<b>Report Number</b>	82663-25	V293	MATTHEW CONOLLY	Client	J WATKINS
<b>Date Received</b>	06-MAR-2025		4R GROUP		POOL HALL LEFT
<b>Date Reported</b>	14-MAR-2025		12C NEWENT BUS PARK		PEN Y PAL
<b>Project</b>	SOIL		GLOUCESTER STREET		NEW HOUSE
<b>Reference</b>	J WATKINS		NEWENT		OLD MONMOUTH ROAD
<b>Order Number</b>			GLOUCESTERSHIRE GL18 1DZ		ABERGAVENTNY

Laboratory Reference		SOIL740657	SOIL740658	SOIL740659	SOIL740660	SOIL740661	SOIL740662				
Sample Reference		POOL HALL LEFT 1&2	POOL HALL LEFT 4	POOL HAL LLEFT 5		POOL HALL LEFT 9					
Determinand	Unit	SOIL	SOIL	SOIL		SOIL					
pH water [1:2.5]		7.5	7.0	7.1		6.2					
Available Phosphorus (Index)	mg/l	11.6 (1)	11.8 (1)	12.8 (1)		17.2 (2)					
Available Potassium (Index)	mg/l	191 (2+)	160 (2-)	101 (1)		247 (3)					
Available Magnesium (Index)	mg/l	144 (3)	150 (3)	137 (3)		131 (3)					
Total Copper	mg/kg	12.3	12.6	14.2		13.3					
Total Zinc	mg/kg	67.6	73.4	68.4		64.8					
Total Lead	mg/kg	19.8	24.1	23.1		21.0					
Total Cadmium	mg/kg	<0.1	<0.1	0.10		<0.1					
Total Nickel	mg/kg	27.9	30.3	28.3		26.5					
Total Chromium	mg/kg	34.1	36.0	36.8		33.5					
Total Mercury	mg/kg	<0.2	<0.2	<0.2		<0.2					

**Notes**

Analysis Notes      The sample submitted was of adequate size to complete all analysis requested.  
 The results as reported relate only to the item(s) submitted for testing.  
 The results are presented on a dry matter basis unless otherwise stipulated.

Document Control      **This test report shall not be reproduced, except in full, without the written approval of the laboratory.**

Reported by      ***Teresa Clyne***  
 Natural Resource Management, a trading division of Cawood Scientific Ltd.  
 Coopers Bridge, Braziers Lane, Bracknell, Berkshire, RG42 6NS  
 Tel: 01344 886338  
 Fax: 01344 890972  
 email: enquiries@nrm.uk.com

## SOIL CHEMICAL ANALYSIS REPORT FOR FIELD - FIELD 1

MATTHEW CONOLLY  
 4R GROUP  
 12C NEWENT BUS PARK  
 GLOUCESTER STREET  
 NEWENT  
 GLOUCESTERSHIRE GL18 1DZ

V293

Please quote above code for all enquiries

Date Received 29-SEP-2025  
 Date Reported 07-OCT-2025

JAMES WATKINS  
 CROSSWAYS PEN-Y-PARC  
 LLANVAPLEY  
 ABERGAVENNY  
 NP7 8SA  
 SOIL


Laboratory References

Report Number 21287  
 Sample Number 766493

### ANALYTICAL RESULTS on 'dry matter' basis.




#### pH <sup>(1)</sup>

#### Soil pH

Determinand	Result	4	5	6	7	8	9
Soil pH	6.0						


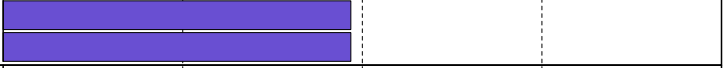

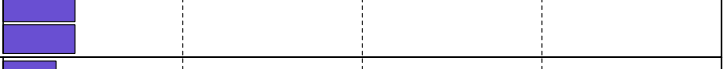
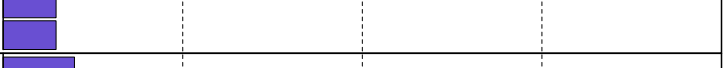
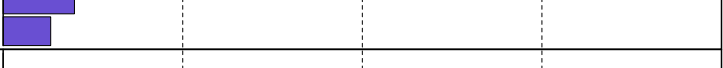

#### Soil Nutrients <sup>(1)</sup>

#### Soil Index

Determinand	Result mg/litre	Soil Index	0	1	2	3	4	5	6
Available Phosphorus	68.6	4							
Available Potassium	158	2-							
Available Magnesium	151	3							

#### Potentially Toxic Elements <sup>(2)</sup>

#### % of maximum permissible concentration of PTE in arable/grassland soil

Determinand	Result mg/kg	Maximum mg/kg	0%	25%	50%	75%	100%
Total Copper	17.8	Arable 100					
		Grassland 170					
Total Zinc	96.8	Arable 200					
		Grassland 200					
Total Nickel	32.2	Arable 60					
		Grassland 100					
Total Cadmium	0.30	Arable 3					
		Grassland 3					
Total Lead	22.1	Arable 300					
		Grassland 300					
Total Chromium	39.7	Arable 400					
		Grassland 600					
Total Mercury	<0.2	Arable 1					
		Grassland 1.5					

(1) Recommendations for liming and fertiliser should be obtained from Defra's Fertiliser Manual (RB209). The analytical methods used are as described in Defra's RB427.

(2) Concentration of Potentially Toxic Elements (PTE, commonly referred to as 'heavy metals') are in mg/kg dry soil. The maximum and the percentage of this maximum permissible concentration of PTE in soil are derived from the values in Defra's Code of Practice for Agricultural Use of Sewage Sludge (England & Wales) 1996. If applying organic manures to this soil it is important to ensure the soil is managed with a pH no less than 5.0, and that the PTE maximum values are not exceeded following the application. For soil where the pH value is less than 5.2, a FACTS Qualified Adviser should be consulted. Further details are provided in the Sludge Code.

Released by *Teresa Clyne*

Date *07/10/25*

Independently Analysed by **NRM**, part of the **Cawood Group**, Coopers Bridge, Braziers Lane, Bracknell, Berkshire RG42 6NS

Tel +44 (0) 1344 886338 Fax: +44 (0) 1344 890972 Email: [enquiries@nrm.uk.com](mailto:enquiries@nrm.uk.com) [www.nrm.uk.com](http://www.nrm.uk.com)

## SOIL CHEMICAL ANALYSIS REPORT FOR FIELD - FIELD 4

MATTHEW CONOLLY  
 4R GROUP  
 12C NEWENT BUS PARK  
 GLOUCESTER STREET  
 NEWENT  
 GLOUCESTERSHIRE GL18 1DZ

V293

Please quote above code for all enquiries

Date Received 29-SEP-2025  
 Date Reported 07-OCT-2025

JAMES WATKINS  
 CROSSWAYS PEN-Y-PARC  
 LLANVAPLEY  
 ABERGAVENNY  
 NP7 8SA  
 SOIL

Laboratory References

Report Number 21287  
 Sample Number 766497

### ANALYTICAL RESULTS on 'dry matter' basis.

#### pH (1)

Soil pH

Determinand	Result	4	5	6	7	8	9	
Soil pH	5.6							

#### Soil Nutrients (1)

Soil Index

Determinand	Result mg/litre	Soil Index	0	1	2	3	4	5	6
Available Phosphorus	28.2	3							
Available Potassium	98.3	1							
Available Magnesium	105	3							

#### Potentially Toxic Elements (2)

% of maximum permissible concentration of PTE in arable/grassland soil

Determinand	Result mg/kg	Maximum mg/kg	0%	25%	50%	75%	100%
Total Copper	13.1	Arable 100					
		Grassland 170					
Total Zinc	63.4	Arable 200					
		Grassland 200					
Total Nickel	29.1	Arable 60					
		Grassland 100					
Total Cadmium	0.25	Arable 3					
		Grassland 3					
Total Lead	17.4	Arable 300					
		Grassland 300					
Total Chromium	32.5	Arable 400					
		Grassland 600					
Total Mercury	<0.2	Arable 1					
		Grassland 1.5					

(1) Recommendations for liming and fertiliser should be obtained from Defra's Fertiliser Manual (RB209). The analytical methods used are as described in Defra's RB427.

(2) Concentration of Potentially Toxic Elements (PTE, commonly referred to as 'heavy metals') are in mg/kg dry soil. The maximum and the percentage of this maximum permissible concentration of PTE in soil are derived from the values in Defra's Code of Practice for Agricultural Use of Sewage Sludge (England & Wales) 1996. If applying organic manures to this soil it is important to ensure the soil is managed with a pH no less than 5.0, and that the PTE maximum values are not exceeded following the application. For soil where the pH value is less than 5.2, a FACTS Qualified Adviser should be consulted. Further details are provided in the Sludge Code.

Released by *Teresa Clyne*

Date *07/10/25*

Independently Analysed by **NRM**, part of the **Cawood Group**, Coopers Bridge, Braziers Lane, Bracknell, Berkshire RG42 6NS

Tel +44 (0) 1344 886338 Fax: +44 (0) 1344 890972 Email: [enquiries@nrm.uk.com](mailto:enquiries@nrm.uk.com) [www.nrm.uk.com](http://www.nrm.uk.com)