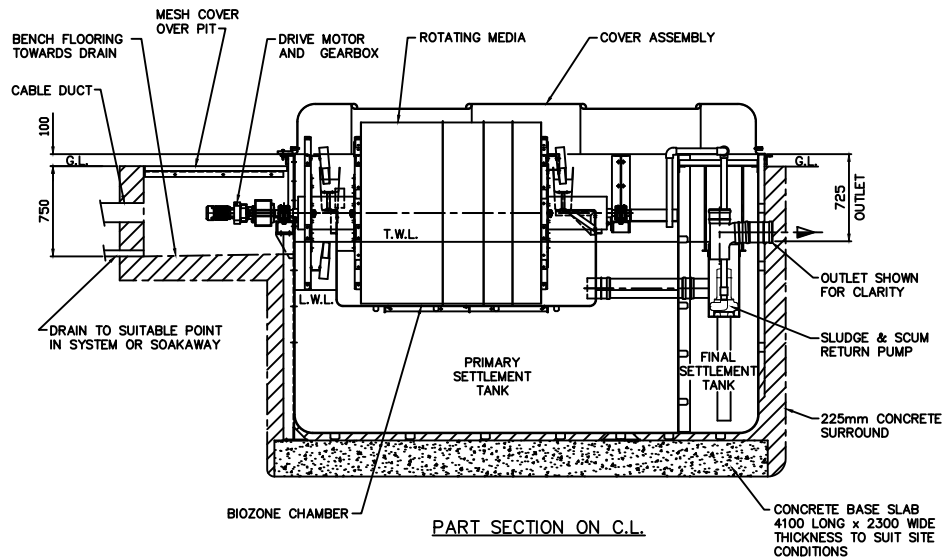


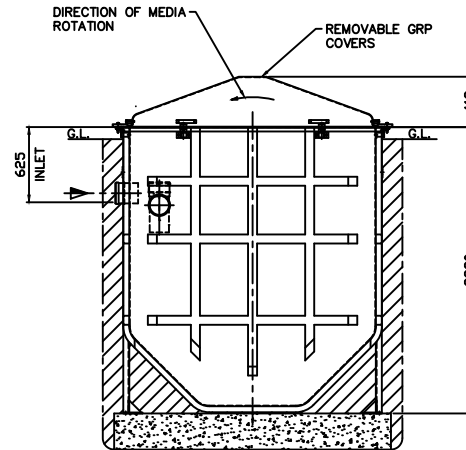
PLAN WITH COVERS REMOVED

NOTES:-

1. CASING AND COVERS ARE MANUFACTURED IN GLASS REINFORCED PLASTIC (GRP) AND FINISHED IN GREEN TO BS4800 1972 TINT 12-B-29.
2. FOR CONCRETE SPECIFICATION SEE DRAWING No. SD0007.
3. UNIT MUST BE INSTALLED ON A SUITABLE LEVEL CONCRETE BASE. TOLERANCE ON BEARING CAPS MAX 1/1500 GRADIENT.
4. CONCRETE BASE DESIGN TO BE DETERMINED BY CUSTOMER.
5. INLET AND OUTLET PIPEWORK IS (Ø160mm) 6" PVCu UNDERGROUND DRAINAGE.
6. FOR LEVELING PURPOSES 500mm OF CLEAR AND LEVEL SPACE MUST BE MAINTAINED AROUND THE CASING DURING EXCAVATION.
7. FOR ACCESS AND REMOVAL OF COVERS A MINIMUM OF 1M CLEAR AND LEVEL SPACE MUST BE MAINTAINED AROUND THE UNIT (PAVED OR GRAVEL).
8. ELECTRICAL SUPPLY:- 415 VOLTS, 3 PHASE, 50 Hz.
9. FOR OPERATING AND MAINTENANCE INSTRUCTIONS SEE EWWS Ltd HANDBOOK.
10. ACCESS PIT TO ALLOW MAINTENANCE AND REMOVAL OF GEARBOX AND BEARING IS TO BE CONSTRUCTED BY CUSTOMER. MESH PANELS AND SUPPORT STEELS ARE INCLUDED IN EWWS Ltd SUPPLY.
11. INSTALLATION NOTES ARE FOR GUIDANCE ONLY AND EWWS Ltd ACCEPT NO RESPONSIBILITY FOR CIVIL DESIGN UNLESS DIRECTLY CONSULTED FOR INDIVIDUAL PROJECTS.



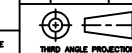
PART SECTION ON C.L.



VIEW ON NON DRIVE END

APPROX. WEIGHT Kgs	
EMPTY	FULL
2225	14425

6	27.01.25	GTC
5	25.10.22	CS
4	26.07.22	CS
3	14.06.22	CS
2	25.04.22	CS
1	20.07.21	KDL
ISSUE	DATE	DRAWN



ALL DIMENSIONS ARE IN MILLIMETRES - DO NOT SCALE



**Environmental  
Wastewater  
Solutions**

TITLE	
EWWS 50 SHR PACKAGE PLANT	
SCALE 1:20	D.O. REF. A1
DRAWING No. GA0058	ISSUE 6