







Location Plan Rosedew Farm

Site:
Rosedew Farm
Llantwit Major
South Glamorgan
CF61 1PZ

Client:
Dŵr Cymru / Welsh Water

Key:

-  Spreading area
-  No-spread area
-  10m no spread buffer
-  Track/footpath- *no spread*

Storage: ●
Lagoon – SS 97572 67485
A. SS 98164 67231
B. SS 97896 67495
C. SS 97676 67419
D. SS 97493 67492
E. SS 97220 67705

Map reference:
RF-01





Location Plan Rosedew Farm

Location of sensitive receptors

Site:
Rosedew Farm
Llantwit Major
CF61 1PZ

- Key:**
- Restored ancient Woodland
 - Castle Ditches Fort
 - Lowland calcareous grassland

Map reference:
RF-02

