









a

b



Key

- a - Flash vessel for boiler blowdown
- b - Drain to site effluent treatment plant
- c - Chemical tank (Polymer)
- d - Chemical tank (Sodium Bisulphite)
- e - Chemical tank (Sodium Hydroxide)

 Boiler blowdown

 Boiler feedwater

 Gasoil supply

 Water supply from customer



Broken tarmac/made ground

 Site Boundary

 Permit Boundary


 Sodium Bisulphite dosing line

 Polymer dosing line




Original concrete plinth

 Natural Gas

 Sodium Hydroxide dosing line



Concrete hardstanding



Concrete plinths laid in 2016 over made ground



Steel beam/chequer plate hollow floor over made ground