

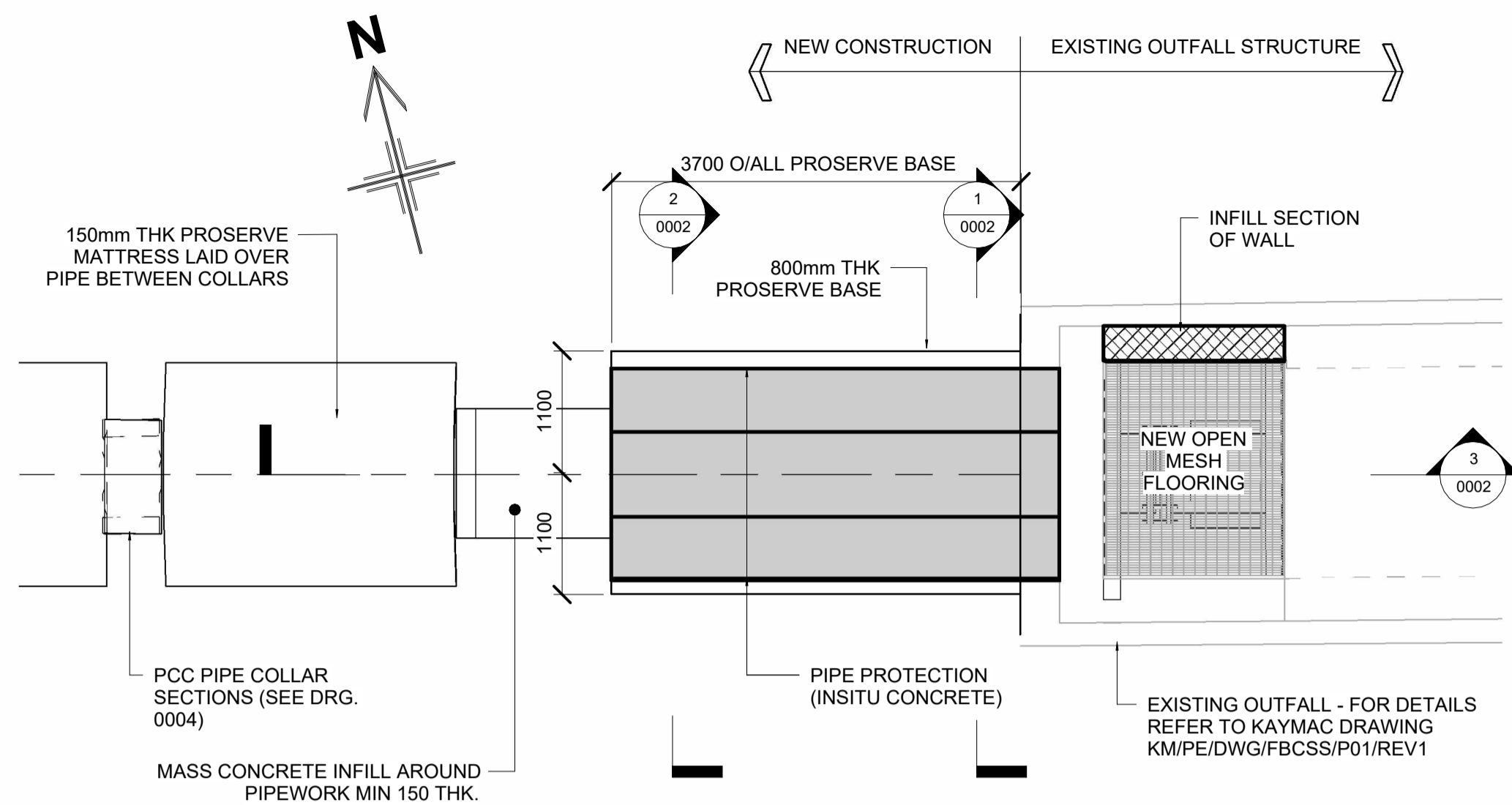
NOTE: THE LIMITS, INCLUDING THE HEIGHT AND DEPTHS OF THE WORKS, SHOWN IN THIS DRAWING ARE NOT TO BE TAKEN AS LIMITING THE OBLIGATIONS OF THE CONTRACTOR UNDER CONTRACT

GENERAL NOTES:

1. ALL DIMENSIONS ARE GIVEN IN MILLIMETRES UNLESS NOTED OTHERWISE.
2. ALL LEVELS IN METRES.
3. THE CONTRACTOR SHALL SITE CHECK ALL RELEVANT DIMENSIONS & WILL BE RESPONSIBLE FOR THE ACCURACY OF ALL WORK & THE CORRECT SETTING OUT ON SITE.
4. CONTRACTOR IS TO BE RESPONSIBLE FOR STRUCTURAL STABILITY DURING THE CONSTRUCTION PHASE.
5. ALL PIPEWORK TO BE PE100 SDR26 710mm OD HDPE PIPEWORK.
6. ALL STEELWORK TO BE GRADE S355
7. ALL BOLTS TO BE M20 GRADE 8.8 (UNO)
8. PIPE FLANGES TO BE S315 MARINE GRADE STAINLESS STEEL
9. ANY CONTACT BETWEEN GALVANISED AND STAINLESS STEEL TO BE ISOLATED WITH NYLON PLATES/WASHERS.
10. COMPACTED GRANULAR MATERIAL TO BE SUBJECT TO MARINE LICENSE APPROVAL.
11. ALL RESIN ANCHORS TO BE BE JCP VINYLESTER UNO.
12. ALL STRUCTURAL STEELWORK TO BE BLAST CLEANED AND HOT DIPPED GALVANISED TO 100 MICRON OF GALVANISING.
13. PREPARATION OF SUB BASE AT FORMATION LEVEL TO BE COMPACTED TO 95% STANDARD PROCTOR DENSITY WITH 1 LAYER OF TENSAR TX130 FABRIC OSA
14. IF COMPACTION NOT PROVIDED SELF COMPACTING MATERIAL SUCH AS QUARRIED 20mm CLEAN AGGREGATE.
15. DRAWING TO BE READ IN CONJUNCTION WITH DESIGNERS RISK ASSESSMENT (251201-PEB-01-ZZ-T-C-0001)

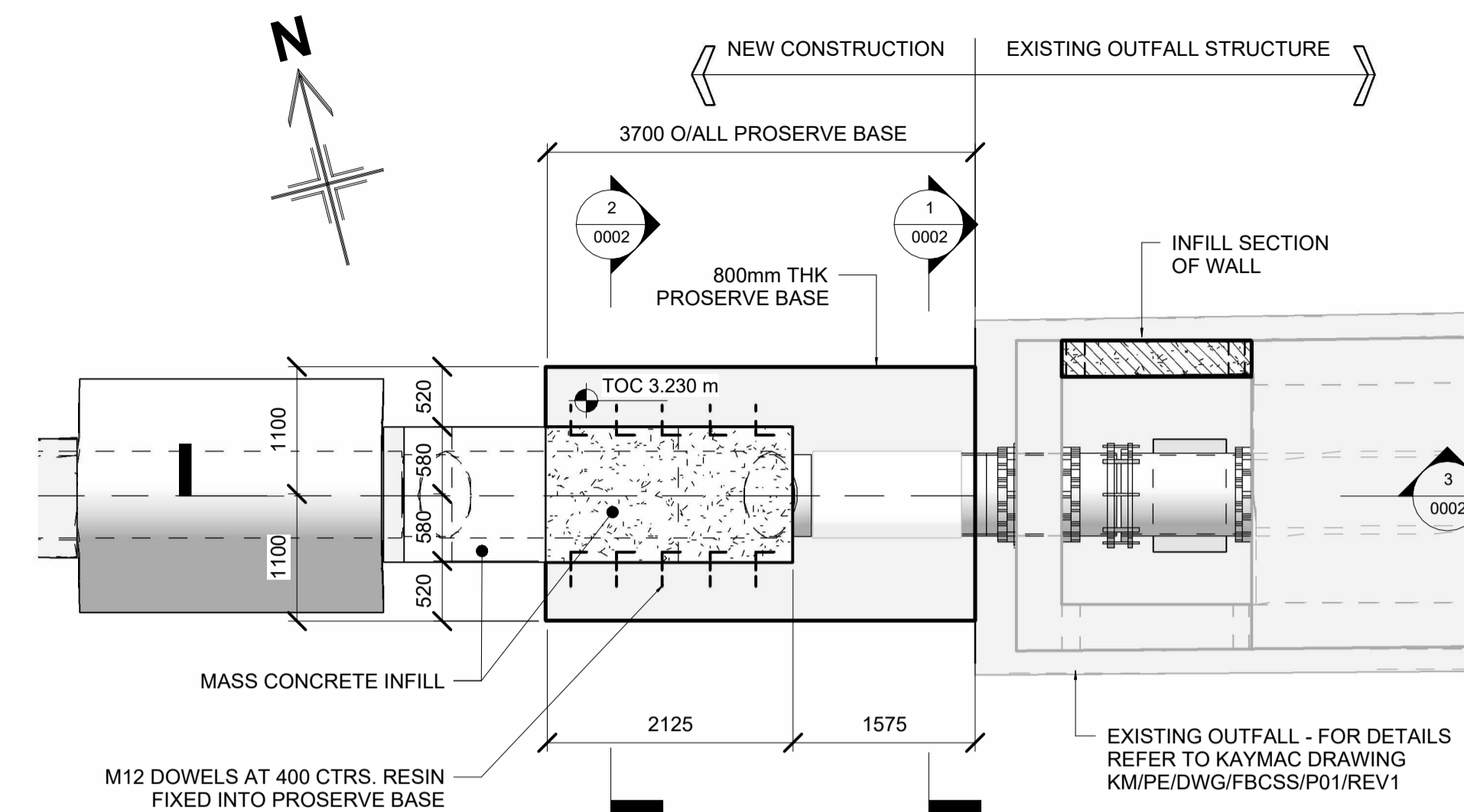
CONCRETE NOTES:

1. FOUNDATION CONCRETE TO BE C32/40 MAXIMUM AGGREGATE SIZE 20mm.
2. CONCRETE COVER TO REINFORCEMENT TO BE:-
GENERAL = 55mm FACES ROUGH CAST AGAINST EARTH = 75mm U.N.O.
3. HOLES DRILLED FOR DOWEL BARS AND H.D. BOLTS/RODS TO BE FREE FROM DUST AND DEBRIS AS PER MANUFACTURERS INSTRUCTIONS.
4. MASS CONCRETE SPECIFICATION (EXCEPT PROSERVE MICROCONCRETE)
 - A. TO BE C35/45
 - B. I/A+D CEMENT ≥ 46% GGBFS
 - C. MAX WATER CONTENT > 0.45
 - D. MIN CEMENT CONTENT > 380 kg/m³
 - E. FREEZE THAW RESISTING AGGREGATES
 - F. XSM4/XS3
 - G. MINIMUM SLUMP S4 OR F5.
5. ALL FORMED SURFACES SHALL HAVE A PLAIN SMOOTH FLOAT FINISH. ALL UNFORMED SURFACES TO HAVE A SMOOTH FLOAT FINISH.
6. ALL REINFORCEMENT SHALL BE GRADE B500C Fy = 500 MPa CONFORMING TO BS 4449.
7. NO WATER TO BE ADDED TO CONCRETE MIX ON SITE WITHOUT AGREEMENT FROM THE DESIGNER.
8. CONCRETE TO BE NOT LESS THAN 5°C AT THE TIME OF DELIVERY, WITH AMBIENT TEMPERATURE 3°C AND RISING. MAXIMUM INTERNAL TEMPERATURE OF CONCRETE TO BE LIMITED TO 65°C.
9. TESTING OF CONCRETE TO BE IN ACCORDANCE WITH BS EN 206 + BS EN 12350 17. AGGREGATE TO BE LIMESTONE.



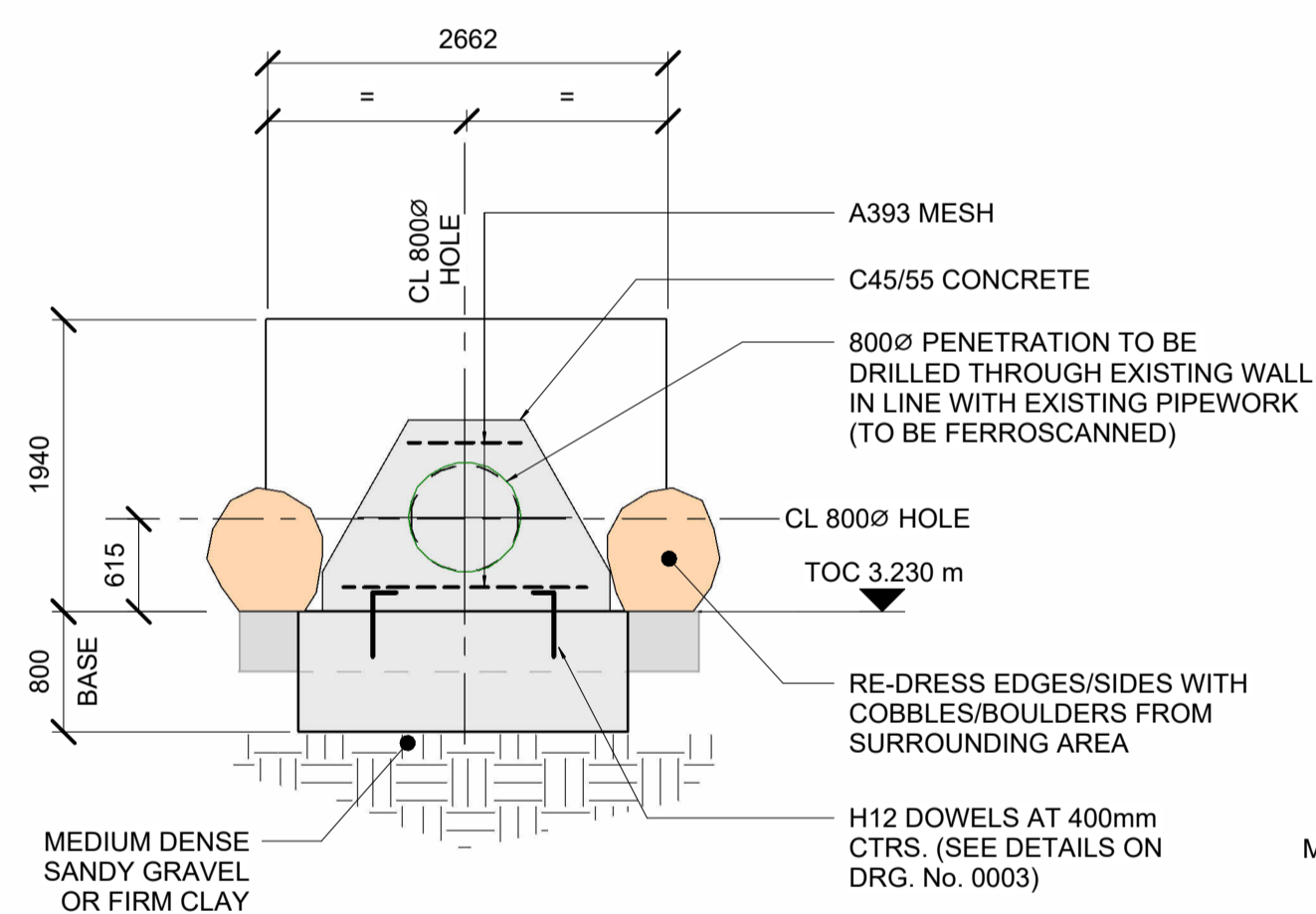
Plan On Connection To Existing Outfall

Scale 1 : 50



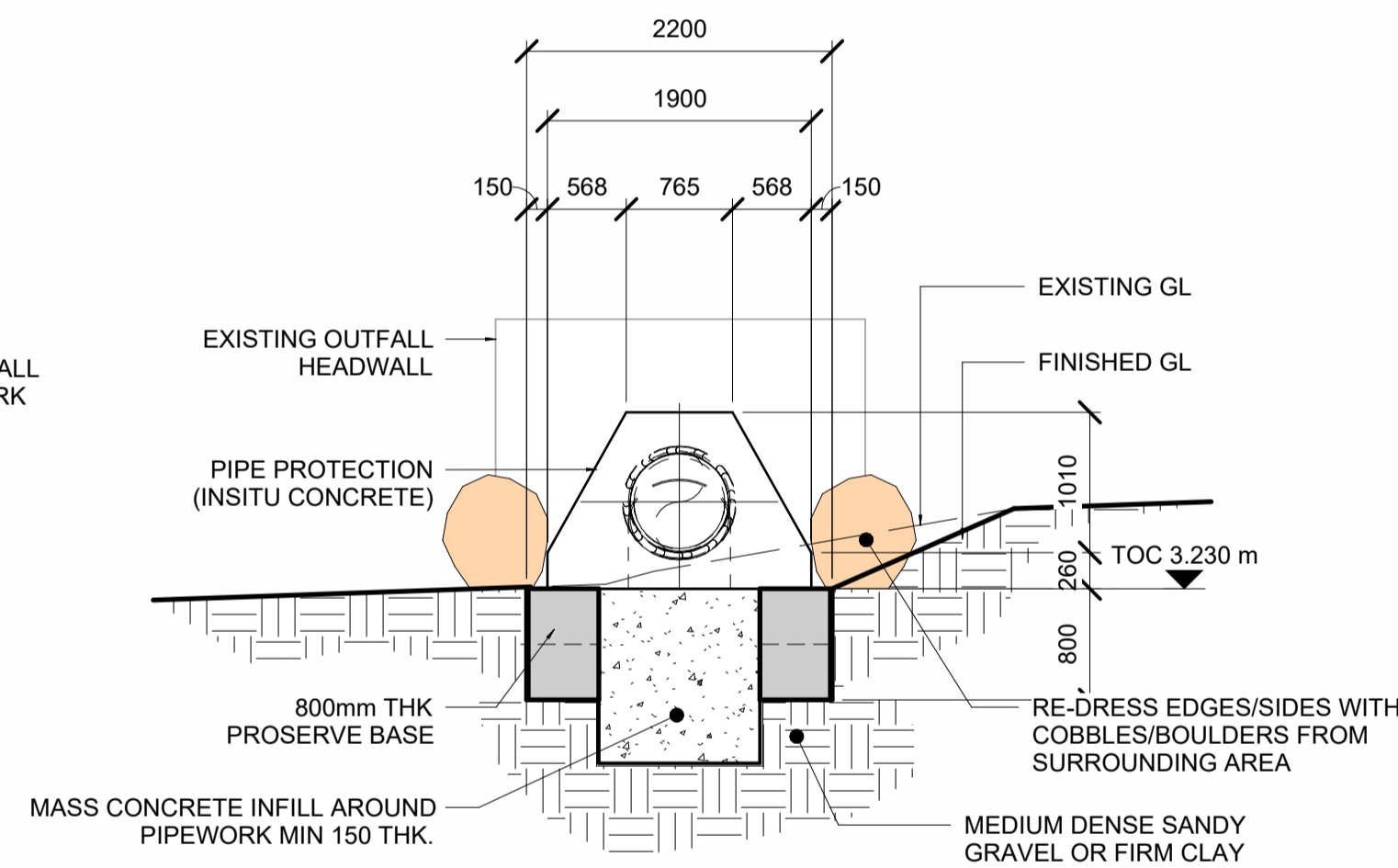
Plan On PROSERVE Slab

Scale 1 : 50



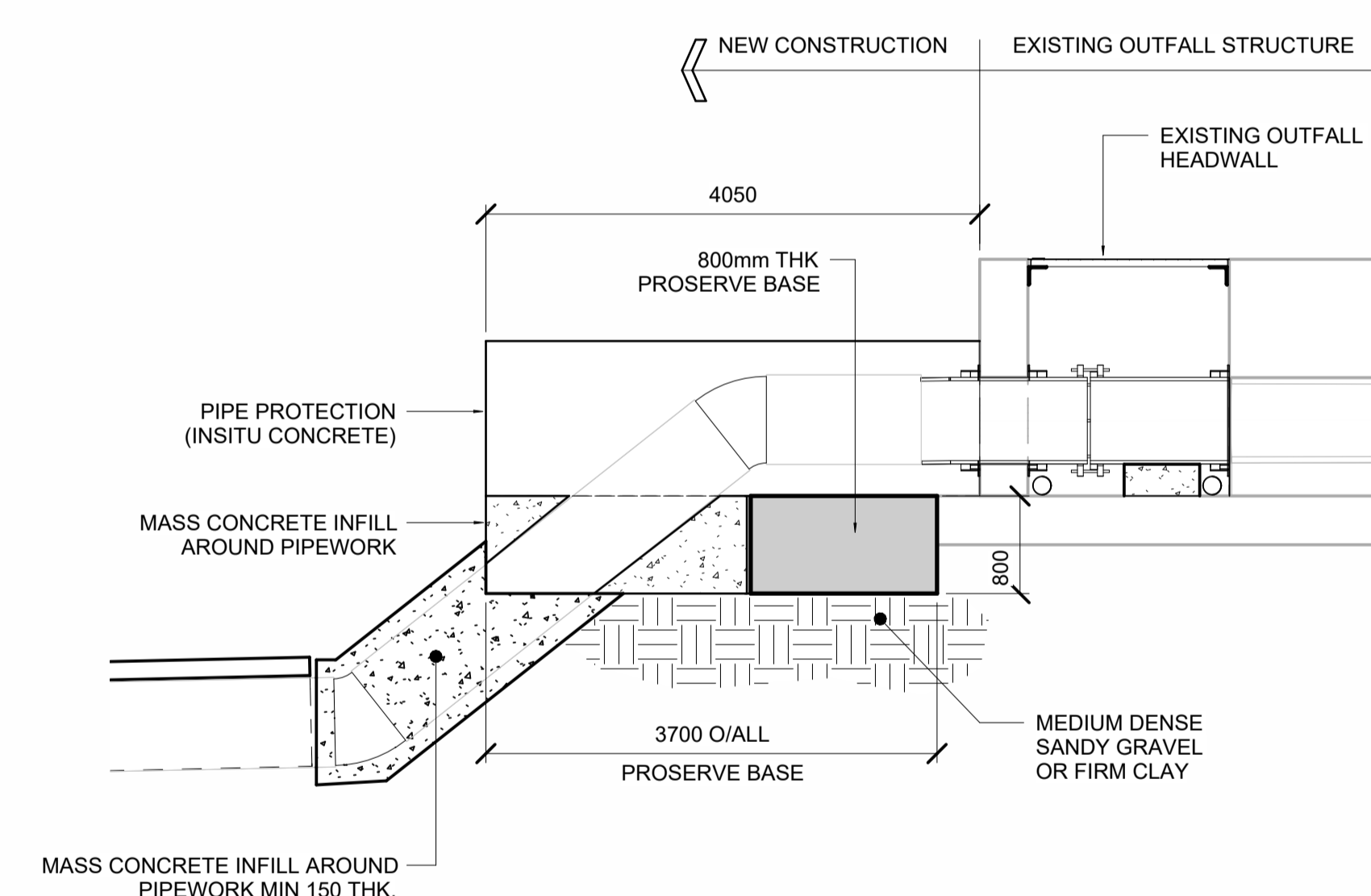
Section 1

Scale 1 : 50



Section 2

Scale 1 : 50



Section 3

Scale 1 : 50

PROSERVE MICROCONCRETE

CONCRETE MIX TO BE DESIGNED BY PROSERVE

- 10mm MICROCONCRETE
- CEMENT CONTENT 520 kg/m³
- WATER CONTENT = 0.54
- SAND + AGGREGATE = 1540 kg/m³
- WATER = 280 kg/m³
- TO ACHIEVE MINIMUM 55 N/mm² AFTER 28 DAYS
- STANDARD MIX B65/B214
- SIKA UCS ADDITIVE

P2	JCN	AGD	DJO	25.02.26	FOR APPROVAL
P1	DRJL	AGD	DJO	23.02.26	FOR COMMENT
REV.	DRAWN	CHKD	RWVD	DATE	DESCRIPTION
DESIGNED BY: AGD				DATE:	

CLIENT

CLIENT DRAWING No.	REVISION
--------------------	----------

CONSULTING ENGINEERS, SANDFIELDS BUSINESS CENTRE, ABERAVON SA12 7PD
t: 01639 765625

PROJECT
Ferryside Outfall

DRAWING TITLE
Details At Existing Outfall Position

DRAWING SCALE: As Stated	SHEET SIZE: A1
--------------------------	----------------

DRAWING No. 251201-PEB-01-ZZ-D-C - 0002	REVISION P2
--	----------------