MARCAR PANELES PARA MONTAJE SOPORTE REJILLA
MARK SUPPORTS FOR MOUNTING GRID PANELS
A1-A4, B1-B4, C1-C4, D1-D4, E1-E4, F1-F4, G1-G12

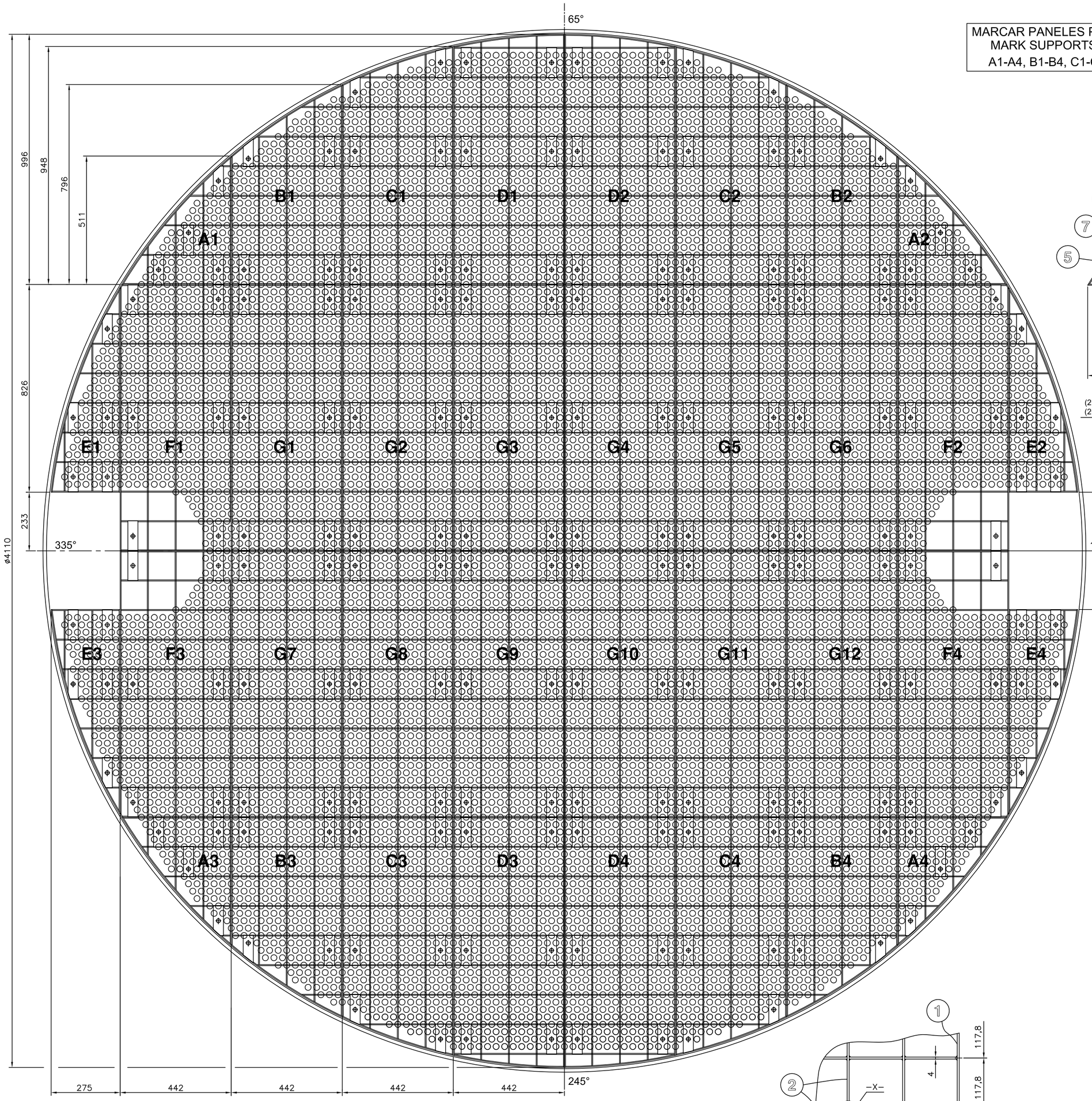

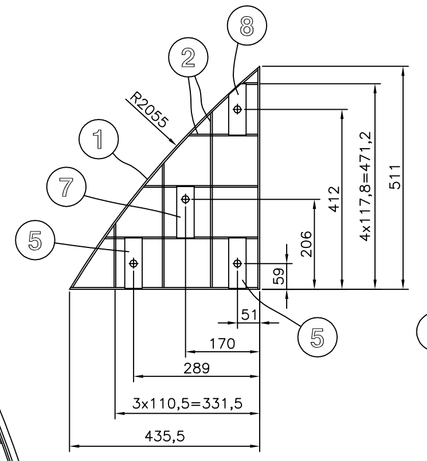

A1,A4+A2,A3
(2+2 PIEZAS) A1,A4 a espejo para A2,A3
(2+2 PIECES) A1,A4 mirrored for A2,F3

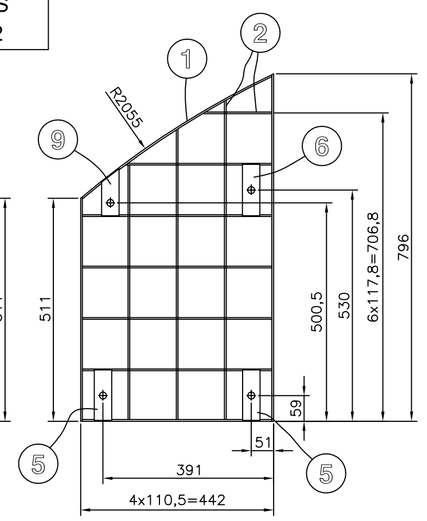

B1,B4+B2,B3
(2+2 PIEZAS) B1,B4 a espejo para B2,B3
(2+2 PIECES) B1,B4 mirrored for B2,B3

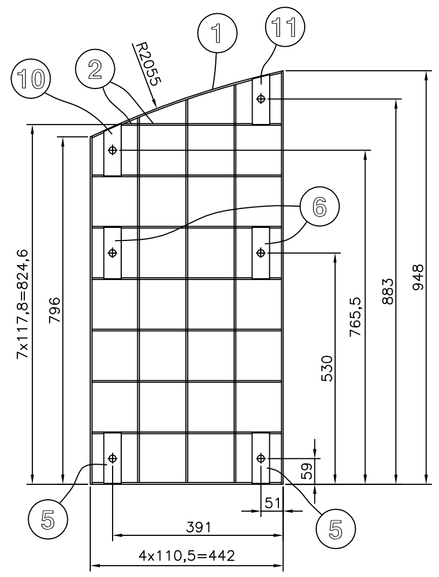

C1,C4+C2,C3
(2+2 PIEZAS) C1,C4 a espejo para C2,C3
(2+2 PIECES) C1,C4 mirrored for C2,C3

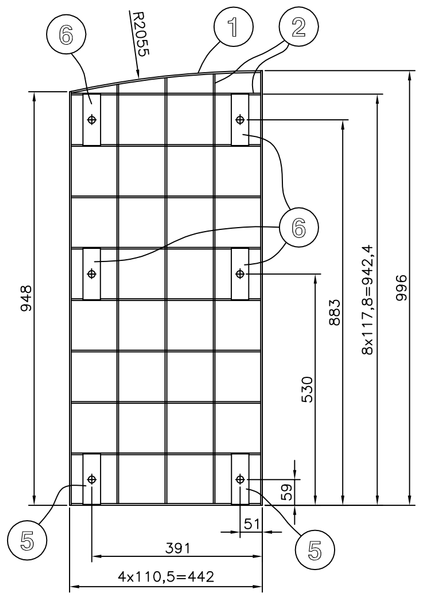

D1,D4+D2,D3
(2+2 PIEZAS) D1,D4 a espejo para D2,D3
(2+2 PIECES) D1,D4 mirrored for D2,D3

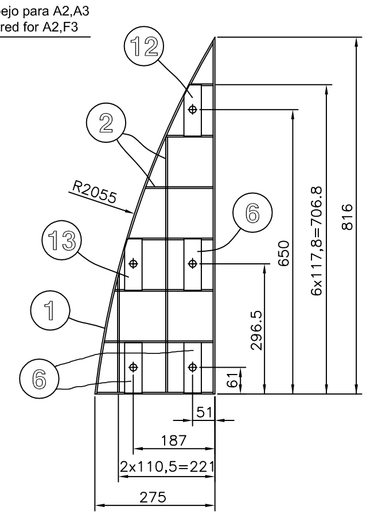

⚠ E1,E4+E2,E3
(2+2 PIEZAS) E1,E4 a espejo para E2,E3
(2+2 PIECES) E1,E4 mirrored for E2,E3

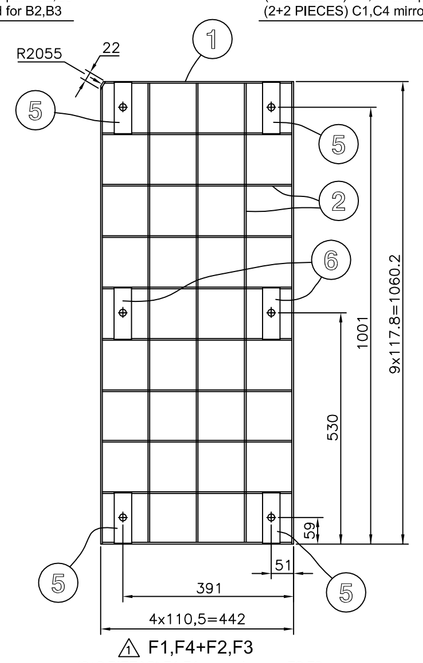

⚠ F1,F4+F2,F3
(2+2 PIEZAS) F1,F4 a espejo para F2,F3
(2+2 PIECES) F1,F4 mirrored for F2,F3

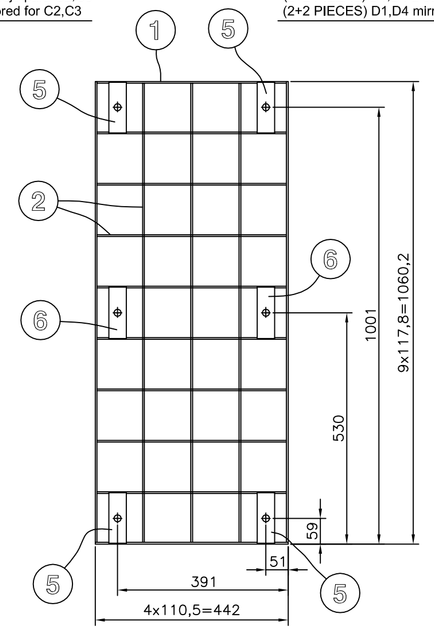

G1-G12
SOPORTES REJILLA (12 PIEZAS)
SUPPORTS GRID (12 PIECES)

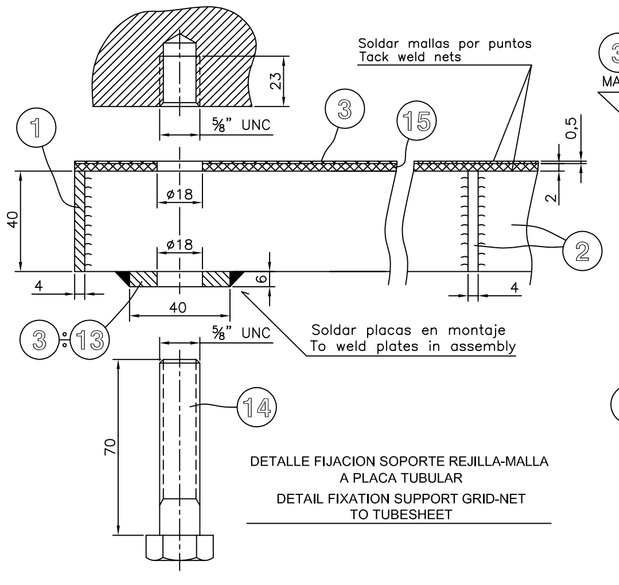

DETALLE FIJACION SOPORTE REJILLA-MALLA
A PLACA TUBULAR
DETAIL FIXATION SUPPORT GRID-NET
TO TUBESHEET

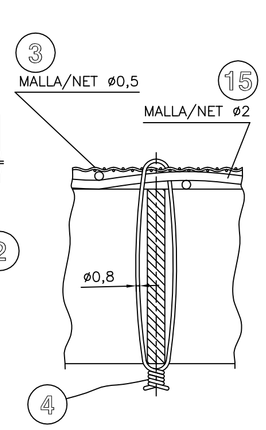

DETALLE FIJACION
SOPORTE REJILLA-MALLAS
DETAIL FIXATION
SUPPORT GRID-NETS

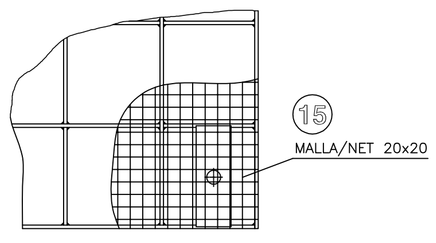

DETALLE MALLA, hilo= ø2 mm.
DETAIL NET, wire= ø2 mm.

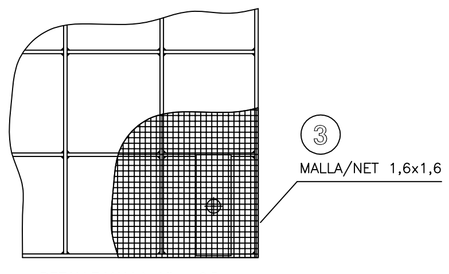

DETALLE MALLA, hilo= ø0,5 mm.
DETAIL NET, wire= ø0,5 mm.

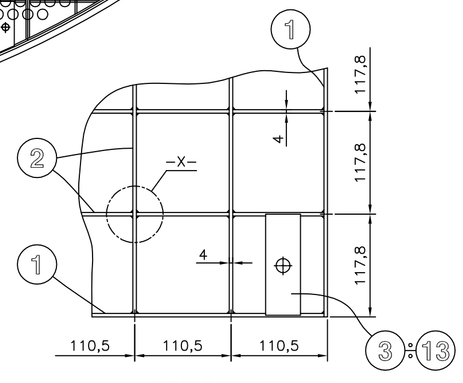

DETALLE SOPORTE REJILLA
DETAIL SUPPORT GRID

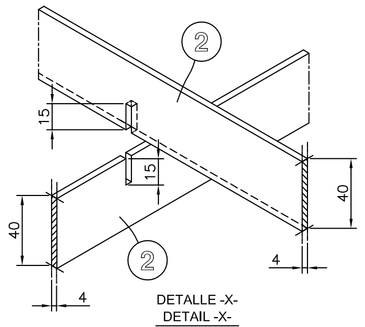

DETALLE -X-
DETAIL -X-

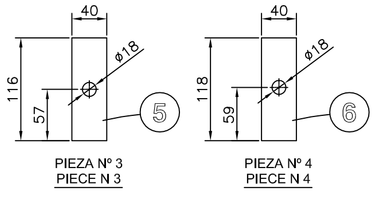

PIEZA Nº 3
PIECE N 3

PIEZA Nº 4
PIECE N 4

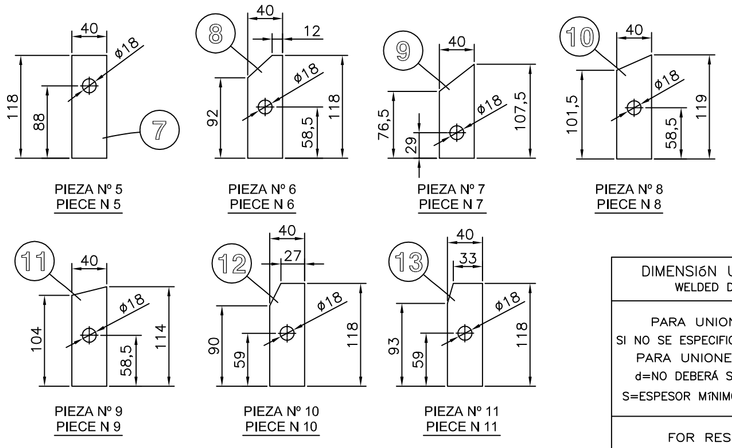

PIEZA Nº 5
PIECE N 5

PIEZA Nº 6
PIECE N 6

PIEZA Nº 7
PIECE N 7

PIEZA Nº 8
PIECE N 8

PIEZA Nº 9
PIECE N 9

PIEZA Nº 10
PIECE N 10

PIEZA Nº 11
PIECE N 11

CHAPAS FIJACION SOPORTE REJILLA
PLATES FIXATION SUPPORT GRID

POS. POS	DENOMINACIÓN DENOMINATION	MATERIAL MATERIAL	DIMENSIONES DIMENSIONS	NORMA/DIBUJO Std or DRAWING	CANT. N.REQ
15	MALLA 20x20 NET 20x20	SS-304L	hilo/wire ø2	–	36
14	TORNILLO EXAGONAL HEXAGONAL BOLT	SA-193 Gr. B8	5/8" UNC x70	ASME B1.1	196
13	CHAPA FIJACION FIXATION PLATE	SA-240 Gr.304L	40x6x118	pieza/piece n11	4
12	CHAPA FIJACION FIXATION PLATE	SA-240 Gr.304L	40x6x118	pieza/piece n10	4
11	CHAPA FIJACION FIXATION PLATE	SA-240 Gr.304L	40x6x114	pieza/piece n9	4
10	CHAPA FIJACION FIXATION PLATE	SA-240 Gr.304L	40x6x119	pieza/piece n8	4
9	CHAPA FIJACION FIXATION PLATE	SA-240 Gr.304L	40x6x107,5	pieza/piece n7	4
8	CHAPA FIJACION FIXATION PLATE	SA-240 Gr.304L	40x6x118	pieza/piece n6	4
7	CHAPA FIJACION FIXATION PLATE	SA-240 Gr.304L	40x6x118	pieza/piece n5	4
6	CHAPA FIJACION FIXATION PLATE	SA-240 Gr.304L	40x6x118	pieza/piece n4	72
5	CHAPA FIJACION FIXATION PLATE	SA-240 Gr.304L	40x6x118	pieza/piece n3	96
4	CORDON TIG WIRE	SS-304L	ø0,8 x120 long.	–	676
3	MALLA 1,6x1,6 NET 1,6x1,6	SS-304L	hilo/wire ø0,5	–	36
2	CHAPA SOPORTE REJILLA GRID SUPPORT PLATE	SA-240 Gr.304L	⌀ 40x4	–	–
1	CHAPA SOPORTE REJILLA GRID SUPPORT PLATE	SA-240 Gr.304L	⌀ 40x4	–	–

REV.	FECHA DATE	CONCEPTO CONCEPT	APROB. APPROV	REV.	FECHA DATE	CONCEPTO CONCEPT	APROB. APPROV
1	12/03/10	GENERAL REVISION					

DIMENSIÓN UNI6N SOLDADURA
WELDED DIMENSION JOINTS

PARA UNIONES RESISTENTES
SI NO SE ESPECIFICA LO CONTRARIO d=0.7xS
PARA UNIONES NO RESISTENTES
d=NO DEBERÁ SER INFERIOR de 3 mm
S=ESPESOR MÍNIMO DE LA UNI6N SOLDADA.

FOR RESISTANT UNIONS
IF DON'T SPECIFY THE CONTRARY d=0.7xS
FOR NONRESITANT UNIONS
d= NOT LESS of 3 mm
S= SMALLEST THICKNESS OF WELDED JOINT

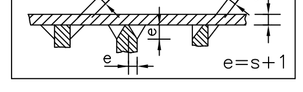

E.BACHILLER B. S.A.
maquinaria e ingeniería química
machinery & chemical engineering
PARETS DEL VALLÈS (C.P. 08150 (BARCELONA) - España
C/Can Guisach, 3 - Pol. Ind. Levante - Apdo. Correos, 19
Tel.: 34.93.572.67.79/Fax: 34.93.562.30.10
E-mail: bach@ejbachiller.com

	NOMBRE NAME	FECHA DATE
DIBUJADO DRAW	JORDI MTNEZ.	25/02/10
REVISADO CHECKED		25/02/10
APROBADO APPROVED	J.Mª Inglés	25/02/10

CLIENTE/CUSTOMER
KRONOSPAN LIMITED

DENOMINACIÓN/DENOMINATION
SOPORTE REJILLA CATALIZADOR + MALLAS
CATALYST SUPPORT GRID + NET
FORMALDEHYDE REACTOR Item R-1

O.T. **9435** | ESCALA/SCALE s.e.: % | PLANO/DRAWING **16486/2** | REV. **1**

PROYECTO/PROJECT | ARCHIVO/ARCHIVES K:\BACHILLE\P\16-17M | DIN A-1

REQUISICION RECAMBIOS/SPARE PARTS REQUISITION

9600