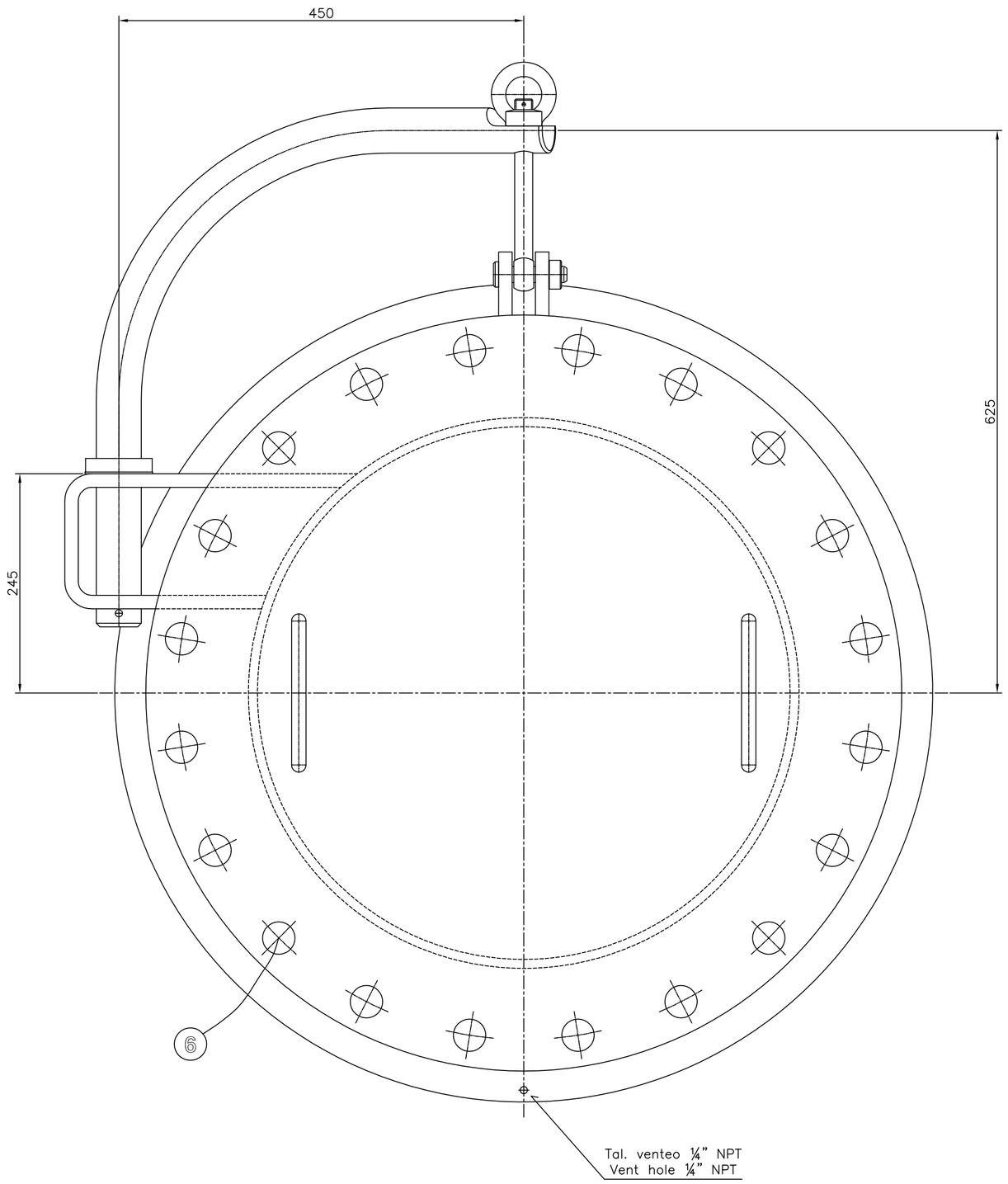

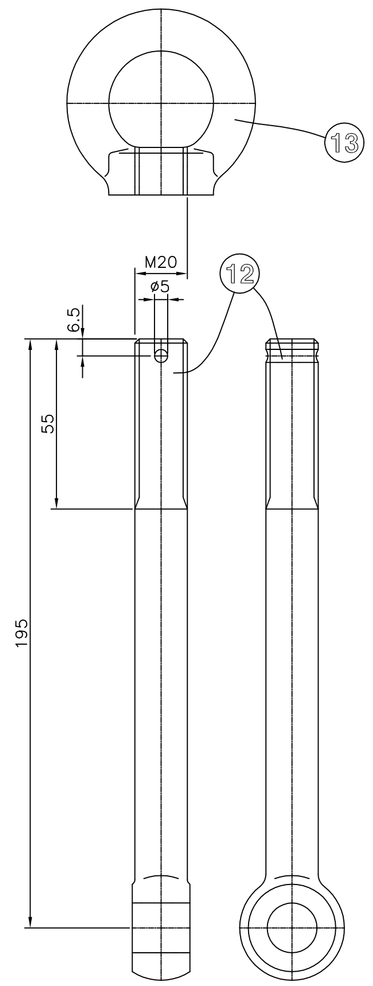

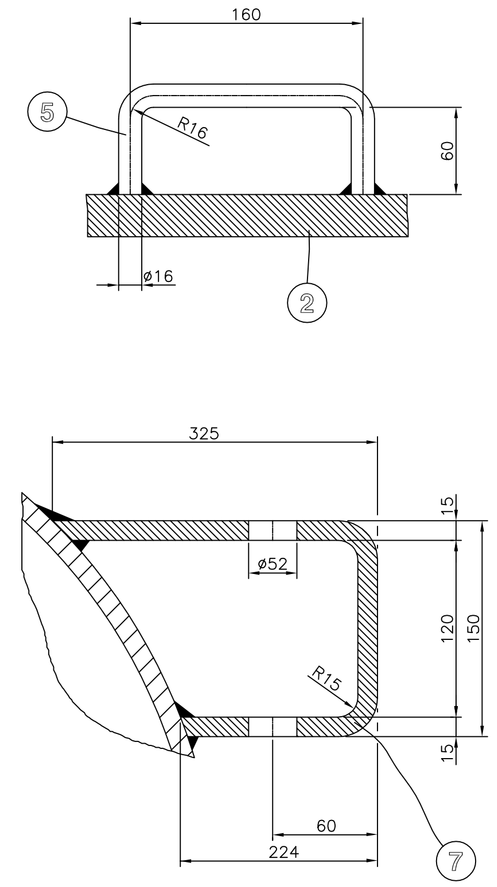

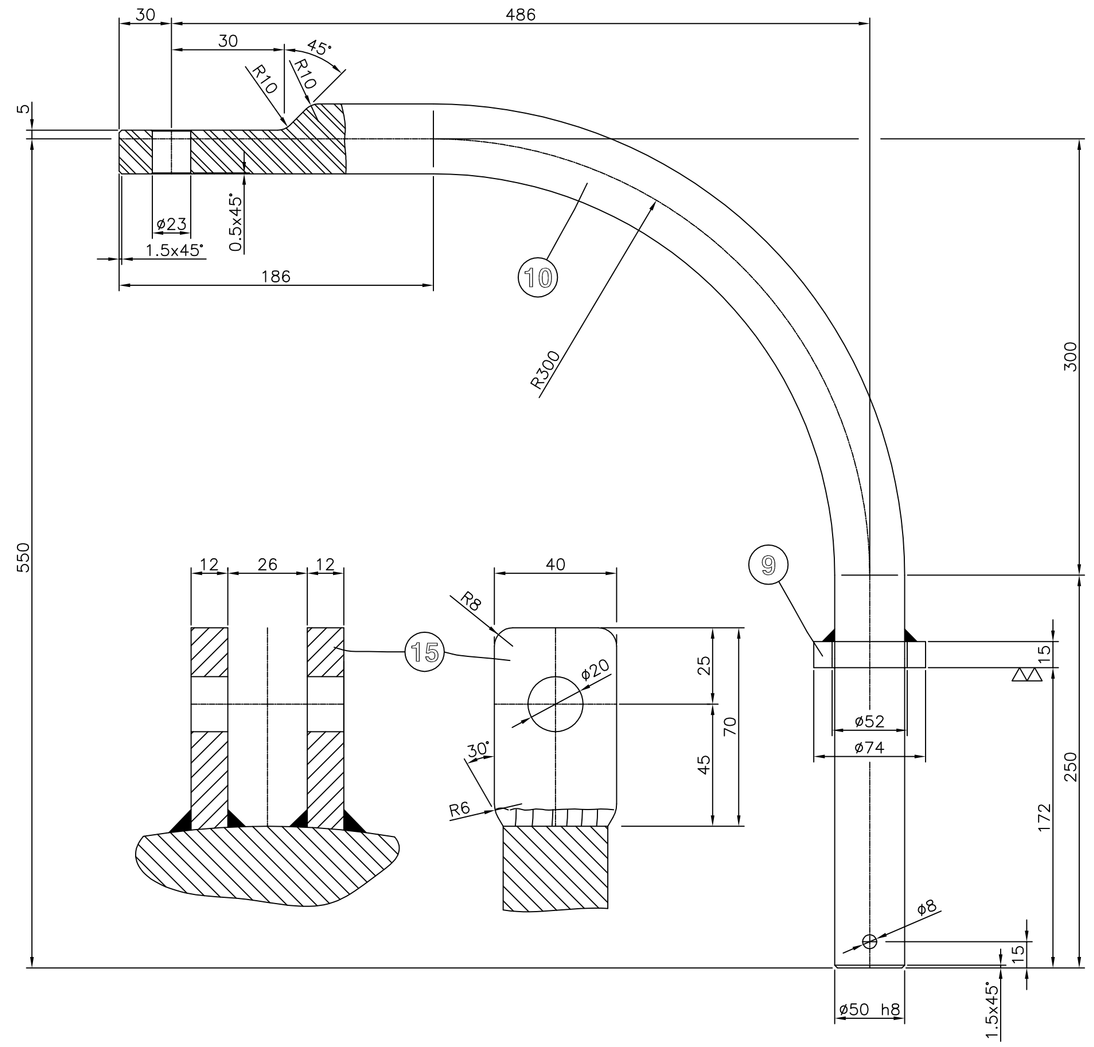

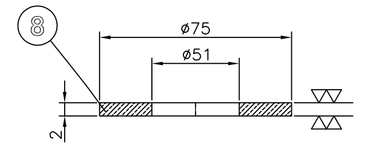

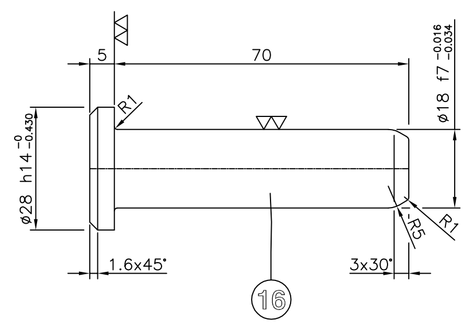

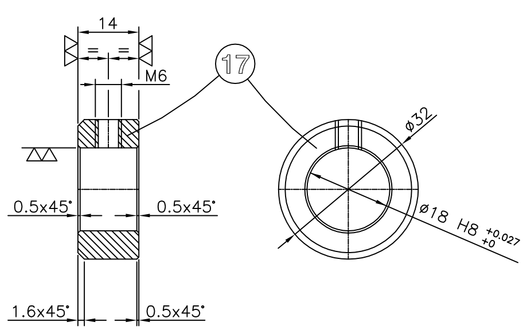

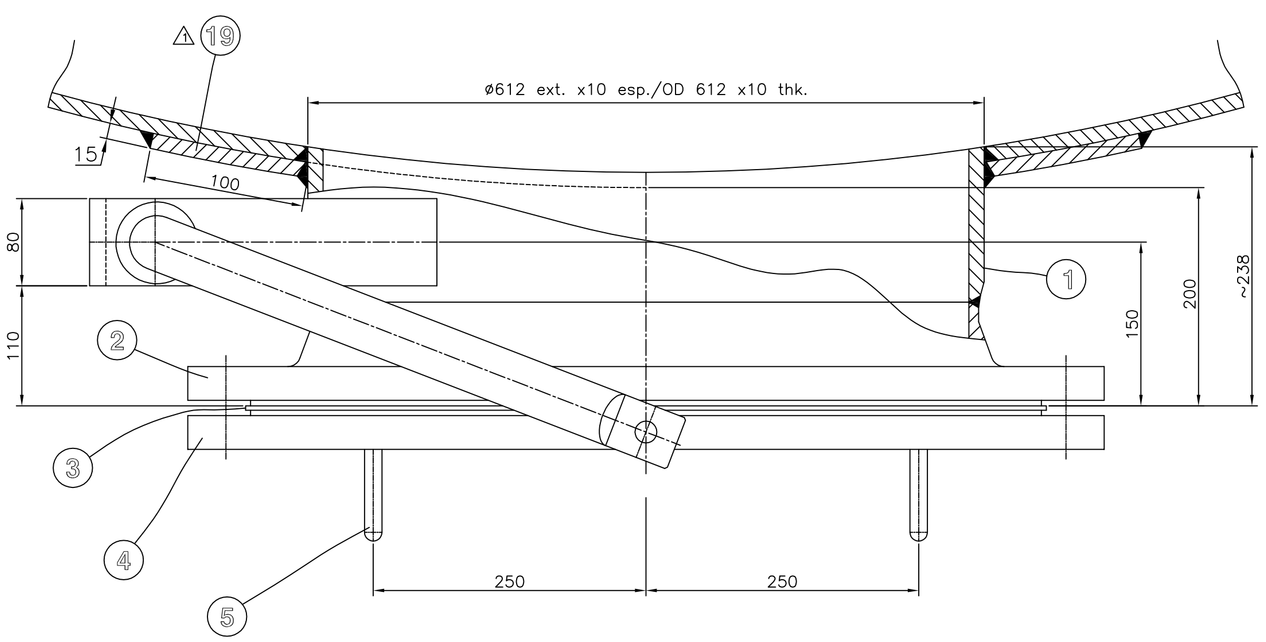

POS. POS	DENOMINACIÓN DENOMINATION	MATERIAL MATERIAL	DIMENSIONES DIMENSIONS	NORMA/DIBUJO Std or DRAWING	CANT. N.REQ
19	ESCUDO DE REFUERZO / REINFORCEMENT PLATE	SA-240 Gr.304L	s=15		1
18	PRISIONERO / SET SCREW	SS-304L	M6x10	S/DIN 914	1
17	ANILLO RETENCIÓN / ADJUSTING RING	SS-304L	ø18	S/DIN 705 A	1
16	EJE ARTICULACIÓN c/CABEZA / ARTICULATION SHAFT w/HEAD	SS-304L	ø18	S/ISO 2341 A	1
15	OREJA / LUG	SS-304L	s=12		2
14	PASADOR ALETAS / SPLIT PIN	SS-304L	ø5x32	S/DIN 94	1
13	TUERCA CÁNCAMO / LIFTING EYE NUT	SS-304L	M20	S/DIN 582	1
12	TORNILLO OJO / SLING ROD w/INTEGRAL EYE	SS-304L	M20x195	S/DIN 444 B	1
11	PASADOR ALETAS / SPLIT PIN	SS-304L	ø8x73	S/DIN 94	1
10	BRAZO / ARM	SA-105	ø50		1
9	ARO ESCLAVO / COLLAR	SA-240 Gr.304L	ø52/ø74 s=15		1
8	ARANDELA FRICCIÓN / THRUST WASHER	BRONZE	ø51/ø75 s=2		1
7	SOPORTE PESCANTE / DAVIT SUPPORT	SA-240 Gr.304L	80x15		1
6	ESPARRAGO c/2 TUERCAS / STUD BOLT w/2 NUTS	SA-193 Gr.B7 SA-194 Gr.2H	1½" 8UNx210	ASME B1.1	20/40
5	ASA / HANDLE	SA-479 Gr.304L	ø16		2
4	BRIDA CIEGA / BLIND FLANGE	SA-182 F304L	DN-600, PN-16	EN-1092 TIPO -05-	1
3	JUNTA (SUPAGRAF Tanged T10) / GASKET	EXPANDED GRAPHITE (con antipegado papel aluminio)	DN-600, PN-16	–	1
2	BRIDA (CARA JUNTA B1) / FLANGE (FACE B1)	SA-182 F304L	DN-600, PN-16 s=8,8	EN-1092 TIPO -11-	1
1	CUELLO / NECK	SA-240 Gr.304L	ø612 ext. x10		1

REV.	FECHA DATE	CONCEPTO CONCEPT	APROB. APPROV	REV.	FECHA DATE	CONCEPTO CONCEPT	APROB. APPROV
2	08/04/10	GENERAL REVISION					
1	16/03/10	GENERAL REVISION					

9604

E.BACHILLER B. S. A.
maquinaria e ingeniería química
machinery & chemical engineering
PARTES DEL VALLÉS S/C,P. 08150 (BARCELONA) - España
C/Can Guasch, 3 - Pol. Ind. Levante - Apdo. Correos, 19
Tell.: 34.93.573.67.27 /9 Fax.: 34.93.562.35.10
E-mail: bach@eb@coachiller.com

	NOMBRE NAME	FECHA DATE
DIBUJADO DRAW	JORDI MTNEZ.	01-03-10
REVISADO CHECKED		01-03-10
APROBADO APPROVED	J.Mª Inglés	01-03-10

CLIENTE/CUSTOMER

KRONOSPAN LIMITED

DENOMINACIÓN/DENOMINATION

M2

FORMALDEHYDE REACTOR

item: R-1

BOCA DE HOMBRE 24" / 24" MANWAY

O.T. **9435** ESCALA/SCALE s.e.: %

PLANO/DRAWING **16486/6** REV. **2**

PROYECTO/PROJECT: -

ARCHIVO/ARCHIVES: K:\BACHILLE\P\16-17M

DIN: A-1

SOLDADURAS CIRCULARES TUBO-BRIDA
CIRCUMFERENTIAL WELDED PIPE-FLANGE

CON. ≤ DN100	CON. >DN100
35° 2 35°	35° 2 35°

DETALLE TIPICO
TYPICAL DETAIL

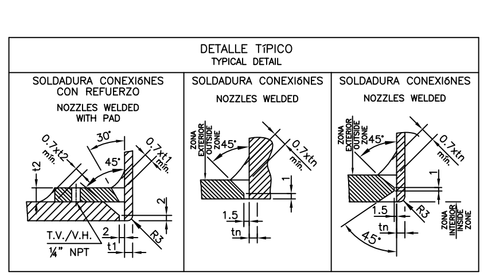

DIMENSIÓN UNIÓN SOLDADURA
WELDED DIMENSION JOINTS

PARA UNIONES RESISTENTES
SI NO SE ESPECIFICA LO CONTRARIO d=0.7xS
PARA UNIONES NO RESISTENTES
d=NO DEBERÁ SER INFERIOR de 3 mm
S=ESPESOR MINIMO DE LA UNIÓN SOLDADA.
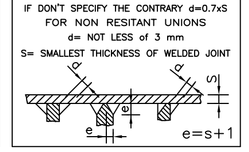
FOR RESISTANT UNIONS
IF DON'T SPECIFY THE CONTRARY d=0.7xS
FOR NON RESITANT UNIONS
d= NOT LESS of 3 mm
S= SMALLEST THICKNESS OF WELDED JOINT