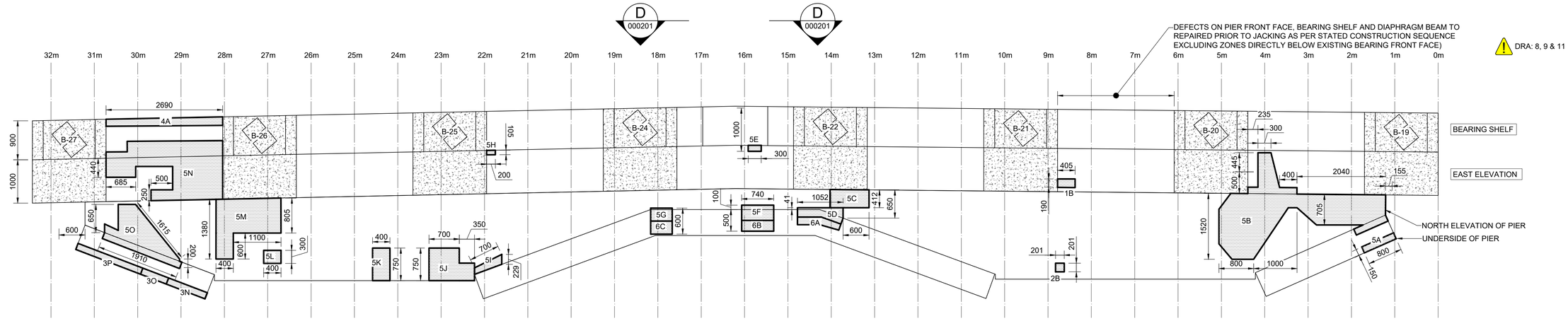

WEST PIER EAST ELEVATION

SCALE 1:50

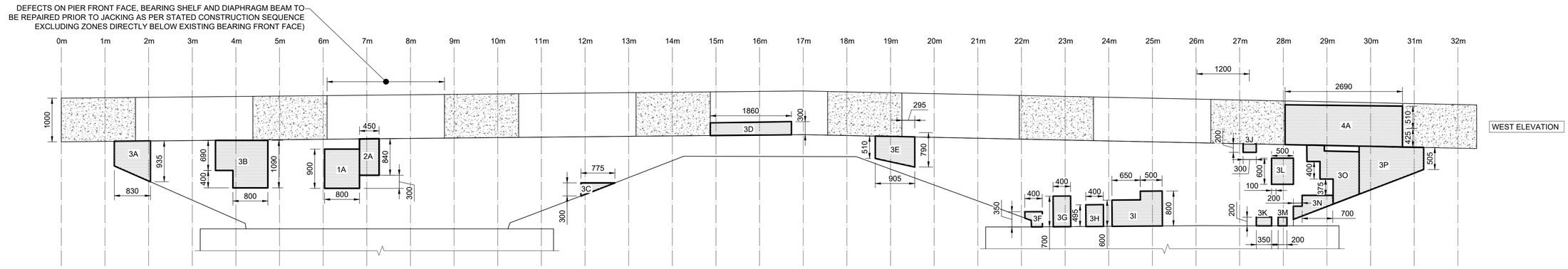

WEST PIER WEST ELEVATION

SCALE 1:50

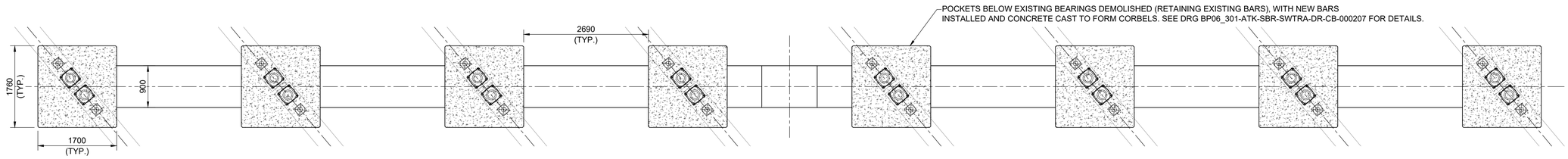

WEST PIER CROSSHEAD BEAM - PLAN

SCALE 1:50

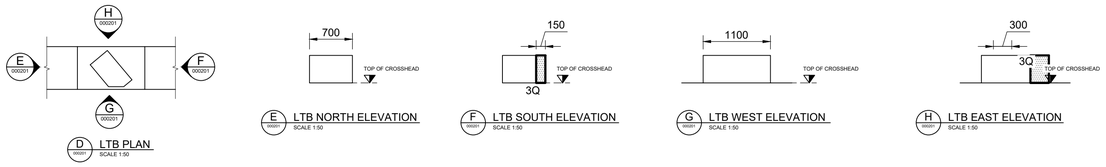

TABLE 1. CONCRETE REPAIR SEQUENCE

PHASE	AREA (m^2)
1 A	0.72
1 B	0.08
2 A	0.38
2 B	0.04
3 A	0.62
3 B	1.15
3 C	0.12
3 D	0.55
3 E	0.54
3 F	0.11
3 G	0.28
3 H	0.20
3 I	0.79
3 J	0.06
3 K	0.07
3 L	0.30
3 M	0.04
3 N	0.29
3 O	0.97
3 P	1.19
3 Q	0.20
4 A	2.97
5 A	0.12
5 B	3.68
5 C	0.38
5 D	0.27
5 E	0.04
5 F	0.26
5 G	0.15
5 H	0.02
5 I	0.12
5 J	0.67
5 K	0.30
5 L	0.12
5 M	1.43
5 N	2.64
5 O	1.18
6 A	0.17
6 B	0.19
6 C	0.15
TOTAL	23.53

TABLE 2. CONCRETE BREAKOUT DEPTHS

STRUCTURAL ELEMENT	CONCRETE BREAKOUT DEPTH (mm)
ABUTMENTS - ALL FACES	113
INTERMEDIATE PIER CROSSHEAD SIDE FACES	148
INTERMEDIATE PIER - ALL FACES OTHER THAN CROSSHEAD SIDE FACES	113
DECK & DIAPHRAGM - ALL FACES	87

ADDITIONAL NOTES:

1. REPAIRS WITHIN THE SAME NUMBERED PHASE CAN BE COMPLETED SIMULTANEOUSLY. E.G. 1A, 1B, 1C..ETC CAN BE COMPLETED WITHIN THE SAME PHASE. REPAIRS IN DIFFERENT NUMBERED PHASES MUST BE COMPLETED SEQUENTIALLY E.G. ALL PHASE 1 REPAIRS MUST BE COMPLETE AND CURED TO AS-BUILT STRENGTH PRIOR TO PHASE 2 REPAIRS COMMENCING.
2. A NUMBER OF REPAIR PHASES MUST BE COMPLETED PRIOR TO THE INSTALLATION OF TEMPORARY WORKS AND JACKING. PLEASE REFER TO TABLE 1 IN DRG BP06_301-ATK-SBR-SWTRA-DR-CB-000102 FOR DETAILS OF THE PHASES REQUIRED PRIOR TO JACKING.

GENERAL NOTES:

1. ALL DIMENSIONS ARE IN MILLIMETRES UNLESS STATED OTHERWISE.
2. DO NOT SCALE FROM THIS DRAWING.
3. DIMENSIONS IN THIS DRAWING ARE BASED ON HISTORICAL AS-BUILT RECORD DRAWINGS AND TOPOGRAPHICAL SURVEYS.
4. ALL LEVELS AND DIMENSIONS SHALL BE CONFIRMED BY THE CONTRACTOR ON SITE
5. REINFORCEMENT DIAMETERS AND LAP LOCATION SHOWN ON THE DRAWING IS INDICATIVE AND SHALL BE CONFIRMED ON-SITE AND WITNESSED BY THE ATKINSRÉALIS SITE SUPERVISOR PRIOR TO CONSTRUCTION.
6. LOCATION, SHAPE AND SIZE OF CONCRETE DEFECTS ARE APPROXIMATE AND ARE BASED ON THE SURVEY UNDERTAKEN ON 03/03/2025.
7. REPAIR AREAS AND BREAKOUT DEPTHS SHALL BE AGREED WITH THE ATKINSRÉALIS SITE SUPERVISOR PRIOR TO BREAKOUT. REFER TO THE TABLE WITHIN THIS DRAWING FOR CONCRETE BREAKOUT DEPTHS. ALL BREAKOUT DEPTHS SHALL BE 25mm BEHIND THE REINFORCEMENT BAR.
8. OVERALL CONSTRUCTION SEQUENCE OF THE WORKS SHALL BE DEFINED AND AGREED BETWEEN ATKINSRÉALIS AND THE CONTRACTOR PRIOR TO CONSTRUCTION.

KEY

REPAIR AREA

HEALTH AND SAFETY INFORMATION

REFER TO DESIGN RISK ASSESSMENT DRA DOCUMENT BP06_301-ATK-SBR-SWTRA-BX-RA-CB-000002 FOR DETAILS OF THE IDENTIFIED RISKS.

SAFETY, HEALTH AND ENVIRONMENTAL INFORMATION

In addition to the hazards/risks normally associated with the types of work detailed on this drawing, note the following significant residual risks (Reference shall also be made to the design hazard log).

Construction
8. DEMOLITION OF EXISTING STRUCTURE
9. USE OF HYDRODEMOLITION
11. INFORMATION DISCREPENCY BETWEEN AS BUILT INFORMATION

Maintenance / Cleaning
None

Use
None

Decommissioning / Demolition
None

Description	Status	Revision	Drawn	Checked	Reviewed	Authorised	Issue Date
FOR TENDER	D2	P01	DR	SA	BP	---	13/03/26
FOR CONSTRUCTION	A3	C01	AS	SA	JLD	BP	03/07/26

Drawing Suitability: APPROVED - CONSTRUCTION
Status: A3

AtkinsRéalis
West Glamorgan House
12 Orchard Street
Swansea
West Glamorgan
SA1 5AD
Tel: +44 (0)1792 641172
Fax: +44 (0)1792 472019
www.atkinsrealis.com

Copyright © AtkinsRéalis (2024)

Client: Asiant Cenedlaeth De Cymru / South Wales Trunk Road Agent

Yn gweithio ar ran **Llywodraeth Cymru**
Working on behalf of the **Welsh Government**

Project Title: A465 60 River Clydach Underbridge

Drawing Title: WEST PIER CONCRETE REPAIR DETAILS

Drawing Number: BP06_301 - ATK - SBR - SWTRA - DR - CB - 000201
Project | Originator | Volume | Location | Type | Role | Number

Original Size: A1 | Scale: AS SHOWN | Project Ref. No: 5217878 | Sheet: 1 of 1 | Rev: C01

DO NOT SCALE
Millimetres