

Application for an environmental permit: Part B7 – New bespoke groundwater permit to discharge used sheep dip, waste pesticide washings or other waste substances

Fill in this part of the form, together with parts A, B2 and F1, if you are applying for a new groundwater permit to discharge used sheep dip, waste pesticide washings or other waste substances.

Please check that this is the latest version of the form available from our website.

Please read through this form and the guidance notes that came with it.

Contents

- 1 Discharge area
- 2 Local environment
- Appendix 1 – Specific questions for the discharge of used sheep dip
- Appendix 2 – Specific questions for the discharge of waste pesticide washings
- Appendix 3 – Specific questions for the discharge of other waste substances

You must fill in a separate copy of this form and the appropriate annex for each substance you plan to discharge.

1 Discharge area

1a Please provide a plan of each discharge area on the site (see the guidance notes on part B7)

Document reference

1A

1b Please give the Ordnance Survey national grid reference for the central point of the discharge area

National grid reference (12 digit)

OL131532/78

SO1532/
6675

1c Does the discharge area have a field number?

No

☐

Yes

☒

Measurements

1d How big is the discharge area?

Please give the measurements in metres or the area in hectares.

Measurements

1e Is your discharge area;

a field?

☒

other?

☐

Please give details below

2 Local environment

Water features

2a What is the source of your water supply?

Please make sure that your plan in 1a shows where all the sources ticked below (except mains water) are.

- Mains water ☐
- Borehole ☐
- Well ☐
- Spring ☒
- Surface water (for example, a stream or river) ☐

2b Within 500 metres of your discharge area, are there any other water supplies which are not mains water?

Please make sure that your plans in 1a show where any sources ticked below are.

No ☒

Yes ☐ Please tick all that apply

- Borehole ☐
- Well ☐
- Spring ☐
- Surface water (for example, a stream or river) ☐

2c On your plan in 1a, identify all local water features within 500 metres of your discharge area (or areas)

Please see the guidance notes on part B7 for more details.

Environmental permission

2d Are there any permits or agreements currently in force within 500 metres of the discharge area?

No ☒

Yes ☐ Please tick all that apply

Land management agreements – for example, is it an environmentally sensitive area (ESA)? ☐

Please give details below

I would like details of any land management agreements to be kept confidential ☐

Environmental permits ☐

Nature conservation designations – for example, is it a site of special scientific interest (SSSI) or special area of conservation (SAC)? ☐

Soil

2e How deep is the topsoil?

Shallow (0 to 20 centimetres) ☐

Moderate (21 to 30 centimetres) ☒

Deep (more than 30 centimetres)

☒

2f What is the texture of the soil? Tick as many boxes as you think are appropriate.

Sandy

☐

Loamy

☒

Chalky

☐

Silty

☐

Clay

☐

Stony

☐

Fine grained

☐

Medium grained

☐

Coarse grained

☐

2g Does the soil have a high organic matter content?

No

☒

Yes

☐

Drainage

2h How well does the soil drain?

Freely – rainfall drains almost immediately

☐

Moderately well – rainfall drains more slowly but does not 'pond'

☒

Poorly – rain 'ponds' on the surface and the field often becomes waterlogged

☐

Does not apply – for example, the disposal is on a yard area

☐

2i Does the field or yard have under drains or land drains?

No

☒

Go to section 2m

Yes

☐

Please mark on the plan in 1a where the drains and discharge points are based.

2j When were the drains installed?

Please estimate the number of years ago

2k What kind of drains were installed?

Tick all relevant boxes

Pipe drains

☐

Porous fill

☐

Moledrains

☐

Other

☐

Give details below

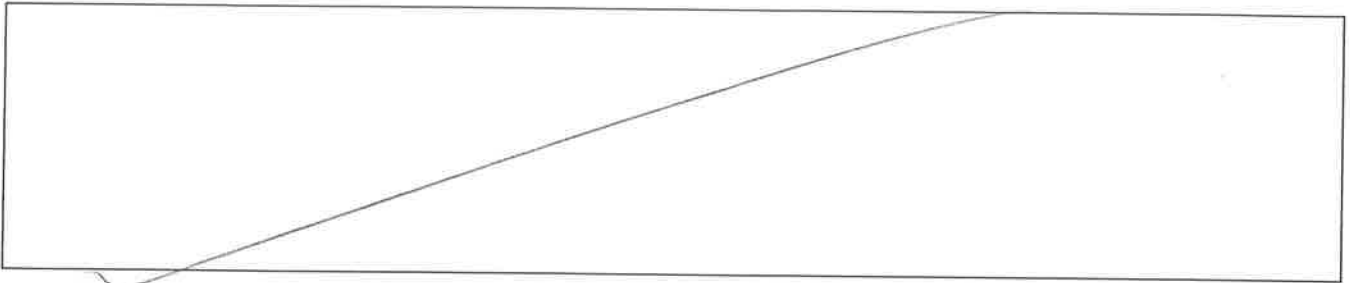
Depth below ground

metres

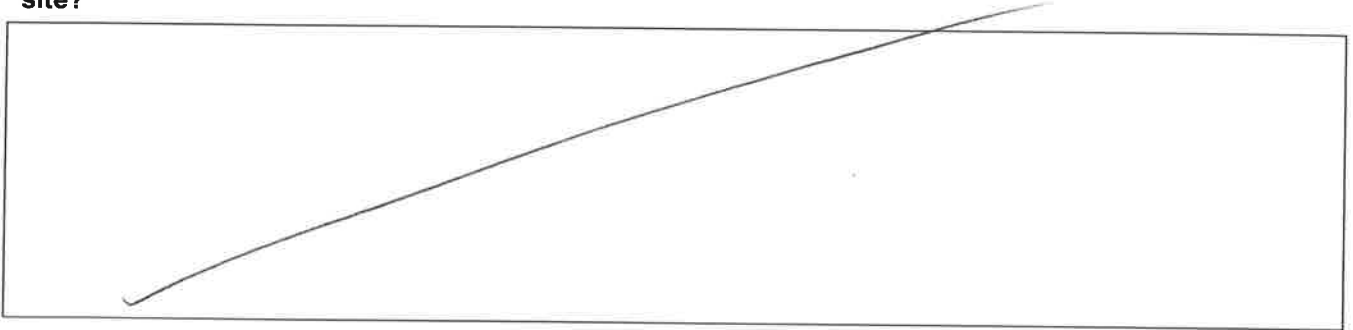
metres

metres

metres



2l Have you any information that could clearly show how deep the groundwater is below the discharge site?



Vegetation

2m Describe the vegetation at the time you will be discharging the hazardous substances or other non-hazardous pollutants

For example, bare soils, rough grazing, meadow, crop (please say which types).

Rough Grazing

2n Describe any changes in vegetation cover during the year

For example, different cropping systems, rotation and so on.

Grazing only

Appendix 1 – Specific questions for the discharge of used sheep dip

1 Please tell us the type of sheep dip you are planning to discharge

- Organophosphate (OP) ☒
- Synthetic pyrethroid (SP) ☐
- Bloom dip ☐

2 Do you plan to collect used dip from other premises to discharge on your site? You will be required to keep records of each site.

- No ☐
- Yes ☒

Treating and diluting used sheep dip

3 Will you treat the used sheep dip before you discharge it?

- No ☐
- Yes ☐ Please see the guidance notes on Part B7 and give details below.

My plans are to spread it with the recommended amount of slurry.

4 Will you dilute the used sheep dip before you discharge it? Normal dilution for spreading sheep dip is 1 part used sheep dip to 3 parts slurry or water.

- No ☐ It is discharged at working strength
- Yes ☒ I add slurry or water to the working strength used dip to dilute it before it is discharged

5 Please give the maximum amount of used sheep dip you discharge onto land in one day

Type and amount		Cubic metres
A	Amount of used working strength dip	0.4
B	Amount of slurry or water added to dilute the dip for disposal purposes	1.2
	Total for disposal (A + B)	1.6

How often the used sheep dip is discharged

6 How often will you discharge used sheep dip?

26 days days each year

7 When will you discharge used sheep dip?

- | | | |
|-----------------------------------|--|---|
| January <input type="checkbox"/> | May <input type="checkbox"/> | September <input checked="" type="checkbox"/> |
| February <input type="checkbox"/> | June <input type="checkbox"/> | October <input checked="" type="checkbox"/> |
| March <input type="checkbox"/> | July <input checked="" type="checkbox"/> | November <input checked="" type="checkbox"/> |
| April <input type="checkbox"/> | August <input checked="" type="checkbox"/> | December <input type="checkbox"/> |

How you discharge the used sheep dip

8 How will you discharge the used dip?

Vacuum tanker



Other



Please give details below

9 Give the application rate of your discharging equipment if you know it

For example, your tanker application rate in cubic metres per hectare.

Application rate

~~8~~ 8 cm/hectare

10 Who is responsible for discharging the used dip?

You or your farm staff



A contractor or another person



Please give details below

Title

MISS

First name

KATHERINE

Last name

PRICE

Address

PENDRE FARM

PENBONT ROAD

TALGARTH

BRECON PONYS

Postcode

LD30EG

Appendix 2 – Specific questions for the discharge of waste pesticide washings

1 Please give details of the types of pesticides you are discharging

~~Chlorpyrifos~~
NONE

2 What were the pesticides used for?

Please tick all relevant boxes.

Crop ☐ Please say which types of crop (for example, barley, wheat and so on)

- Bulb dipping ☐
- Horticulture ☐
- Road verges ☐
- Car park spraying ☐
- Other ☒ Please give details below

~~Spraying~~
NONE

3 Do you plan to collect waste pesticides from other premises to discharge on your site? You will be required to keep records of each site.

No



Yes



Treating and diluting waste pesticides

4 Will you treat the waste pesticide before you discharge it?

No



Yes



Please give details below

I WILL MIX WITH THE RECOMMENDED AMOUNT OF SLURRY.

5 Will you dilute the waste pesticide before you discharge it?

No ☐ It is discharged at working strength

Yes ☒ I add slurry or water to the working strength pesticide to dilute it before it is discharged

6 Please give the maximum amount of used waste pesticide you discharge onto land in one day

Type and amount		Cubic metres
A	Amount of used working strength dip	0.4
B	Amount of slurry or water added to dilute the dip for disposal purposes	1.2
Total for disposal (A + B)		1.6

How often the waste pesticide is discharged

7 How often will you discharge waste pesticide?

26

days each year

8 When will you discharge waste pesticide?

January	<input type="checkbox"/>	May	<input type="checkbox"/>	September	<input checked="" type="checkbox"/>
February	<input type="checkbox"/>	June	<input type="checkbox"/>	October	<input checked="" type="checkbox"/>
March	<input type="checkbox"/>	July	<input checked="" type="checkbox"/>	November	<input checked="" type="checkbox"/>
April	<input type="checkbox"/>	August	<input checked="" type="checkbox"/>	December	<input type="checkbox"/>

How you discharge the waste pesticide

9 How will you discharge the waste pesticides?

Vacuum tanker ☒

Knapsack ☐

Sprayer ☐

Bucket ☐

Hose ☐

Other ☐ Please give details below

10 Give the application rate of your discharging equipment if you know it

For example, your tanker application rate in cubic metres per hectare.

Application rate

11 Who is responsible for discharging the used dip?

You or your farm staff

☒

A contractor or another person

☐

Please give details below

Title

MISS

First name

KATHERINE

Last name

PRICE

Address

PENDRE FARM

PENBONT ROAD

TALGARTH

BRECON, POWYS

Postcode

LD3 0EG

Appendix 3 – Specific questions for the discharge of other waste substances (e.g., biocides)


1 Please tell us the trade name (or names) of any chemicals or waste substances you are discharging

Attach copies of hazard data sheets if you have them. Please give trade names below

NONE
WE ARE ONLY DISPOSING OF SHEEP DIP AND NO
OTHER CHEMICALS.

2 What were the waste substances used for?

For example, disinfecting milking parlours.



3 Do you plan to collect waste substances from other premises to discharge on your site? You will be required to keep records of each site.

No

☒

Yes

☐

Treating and diluting waste substances

4 Will you treat the waste substances before you discharge them?


No

☐

Yes

☐

Please give details below



5 Will you dilute the waste substances before you discharge them?

No

☐

It is discharged at working strength

Yes

☐

I add slurry or water to the working strength substances to dilute them before discharge

6 Please give the maximum amount of used waste substances you discharge onto land in one day

Type and amount		Cubic metres
A	Amount of used working strength dip	
B	Amount of slurry or water added to dilute the dip for disposal purposes	
	Total for disposal (A + B)	

How often the waste substances are discharged

7 How often will you discharge waste substance?



days each year

8 When will you discharge waste pesticide?

January <input type="checkbox"/>	May <input type="checkbox"/>	September <input type="checkbox"/>
February <input type="checkbox"/>	June <input type="checkbox"/>	October <input type="checkbox"/>
March <input type="checkbox"/>	July <input type="checkbox"/>	November <input type="checkbox"/>
April <input type="checkbox"/>	August <input type="checkbox"/>	December <input type="checkbox"/>

How you discharge the waste substances

9 How will you discharge the waste substances?

Vacuum tanker ☐

Knapsack ☐

Sprayer ☐

Bucket ☐

Hose ☐

Other ☐ Please give details below

10 Give the application rate of your discharging equipment if you know it

For example, your tanker application rate in cubic metres per hectare.

Application rate

11 Who is responsible for discharging the used dip?

You or your farm staff ☐

A contractor or another person ☐

Please give details below

Title

First name

Last name

Address

Postcode