

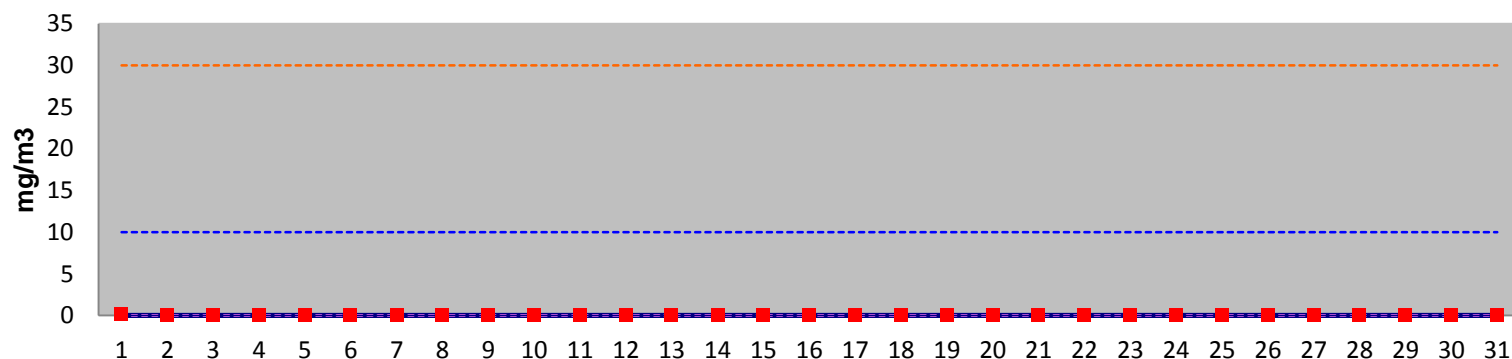
Permit Reference no: WP3836ZF
 Operator: Tradebe Healthcare National Limited
 Installation: Wrexham Clinical Waste Incinerator

Variation Reference Number: EPR/MP3239FQ/V002
 Form Number : Agency Form / A2/ Form Dated 20 October 2011

Reporting of Continuously Monitored Emissions to Air for Particulates from Emission Point A1 for the month of December 2019

Daily and Half Hourly Average Monitoring Data

- Daily average ELV
- Half-hour average ELV
- Mean half hour average
- Maximum half hour average
- Minimum half hourly average
- Daily average



	Monthly summary		Date	1	2	3	4	5	6	7	8	9	10	11	12	13	14	15	16	17	18	19	20	21	22	23	24	25	26	27	28	29	30	31
			Half-hour average ELV	30	30	30	30	30	30	30	30	30	30	30	30	30	30	30	30	30	30	30	30	30	30	30	30	30	30	30	30	30	30	30
Half-hourly average	Monthly maximum	0.1	Maximum half hour average	0.1	0	0	0	0	0	0	0	0	0	0	0	0	0	0	0	0	0	0	0	0	0	0	0	0	0	0	0	0	0	0
	Monthly mean	0.0	Mean half hour average	0	0	0	0	0	0	0	0	0	0	0	0	0	0	0	0	0	0	0	0	0	0	0	0	0	0	0	0	0	0	0
	Monthly minimum	0.0	Minimum half hourly average	0	0	0	0	0	0	0	0	0	0	0	0	0	0	0	0	0	0	0	0	0	0	0	0	0	0	0	0	0	0	0
	Total invalid results	0.0	No. of invalid results	0	0	0	0	0	0	0	0	0	0	0	0	0	0	0	0	0	0	0	0	0	0	0	0	0	0	0	0	0	0	0
	Sum of exceedances	0.0	No. of exceedances of ELV	0	0	0	0	0	0	0	0	0	0	0	0	0	0	0	0	0	0	0	0	0	0	0	0	0	0	0	0	0	0	0
Daily average			Daily average ELV	10	10	10	10	10	10	10	10	10	10	10	10	10	10	10	10	10	10	10	10	10	10	10	10	10	10	10	10	10	10	10
	Monthly maximum	0.0	Daily average	0	0	0	0	0	0	0	0	0	0	0	0	0	0	0	0	0	0	0	0	0	0	0	0	0	0	0	0	0	0	0
	No. of invalid days	0.0	Value valid	Y	Y	Y	Y	Y	Y	Y	Y	Y	Y	Y	Y	Y	Y	Y	Y	Y	Y	Y	Y	Y	Y	Y	Y	Y	Y	Y	Y	Y	Y	
	Sum of exceedances	0.0	Value exceeds ELV (Y/N)	N	N	N	N	N	N	N	N	N	N	N	N	N	N	N	N	N	N	N	N	N	N	N	N	N	N	N	N	N	N	N

Signed..... Date.....
 (authorised to sign as representative of the Operator)

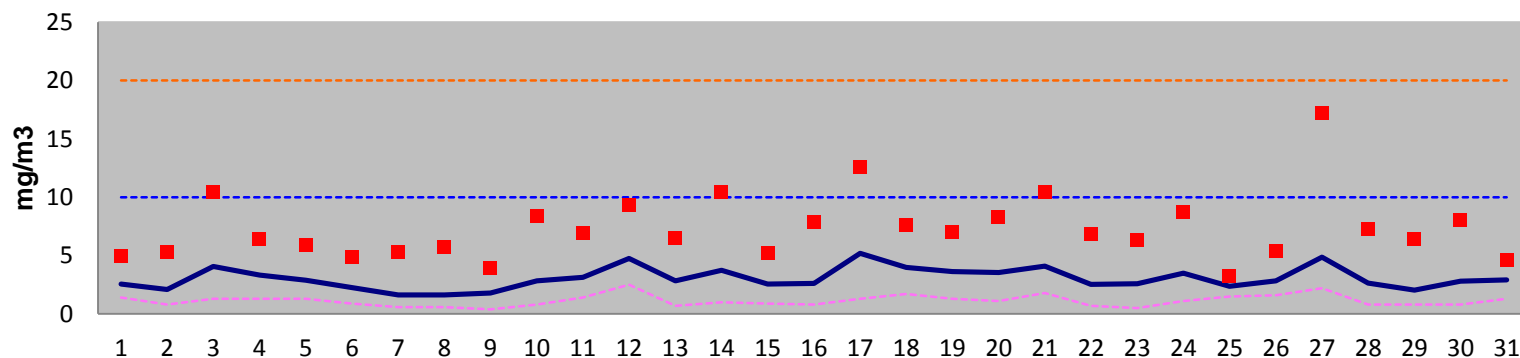
Permit Reference no: WP3836ZF
 Operator: Tradebe Healthcare National Limited
 Installation: Wrexham Clinical Waste Incinerator

Variation Reference Number: EPR/MP3239FQ/V002
 Form Number : Agency Form / A4/ Form Dated 20 October 2011

Reporting of Continuously Monitored Emissions to Air for VOC from Emission Point A1 for the month of December 2019

Daily and Half Hourly Average Monitoring Data

- Daily average ELV
- Half-hour average ELV
- Mean half hour average
- Maximum half hour average
- Minimum half hourly average
- Daily average



Monthly summary			Date	1	2	3	4	5	6	7	8	9	10	11	12	13	14	15	16	17	18	19	20	21	22	23	24	25	26	27	28	29	30	31
			Half-hour average ELV	20	20	20	20	20	20	20	20	20	20	20	20	20	20	20	20	20	20	20	20	20	20	20	20	20	20	20	20	20	20	20
Half-hourly average	Monthly maximum	17.2	Maximum half hour average	5	5.3	10.4	6.4	5.9	4.9	5.3	5.7	3.9	8.4	6.9	9.3	6.5	10.4	5.2	7.9	12.6	7.6	7	8.3	10.4	6.8	6.3	8.7	3.2	5.4	17.2	7.3	6.4	8	4.6
	Monthly mean	3.0	Mean half hour average	2.55	2.11	4.06	3.32	2.89	2.27	1.62	1.63	1.8	2.84	3.15	4.75	2.85	3.75	2.56	2.63	5.2	3.99	3.62	3.55	4.1	2.53	2.59	3.5	2.36	2.85	4.87	2.64	2.05	2.82	2.92
	Monthly minimum	0.4	Minimum half hourly average	1.4	0.8	1.3	1.3	1.3	0.9	0.6	0.6	0.4	0.8	1.4	2.5	0.7	1	0.9	0.8	1.3	1.7	1.3	1.1	1.8	0.7	0.5	1.1	1.5	1.6	2.2	0.8	0.8	0.8	1.3
	Total invalid results	0.0	No. of invalid results	0	0	0	0	0	0	0	0	0	0	0	0	0	0	0	0	0	0	0	0	0	0	0	0	0	0	0	0	0	0	0
	Sum of exceedances	0.0	No. of exceedances of ELV	0	0	0	0	0	0	0	0	0	0	0	0	0	0	0	0	0	0	0	0	0	0	0	0	0	0	0	0	0	0	0
Daily average			Daily average ELV	10	10	10	10	10	10	10	10	10	10	10	10	10	10	10	10	10	10	10	10	10	10	10	10	10	10	10	10	10	10	10
	Monthly maximum	5.2	Daily average	2.55	2.11	4.06	3.32	2.89	2.27	1.62	1.63	1.8	2.84	3.15	4.75	2.85	3.75	2.56	2.63	5.2	3.99	3.62	3.55	4.1	2.53	2.59	3.5	2.36	2.85	4.87	2.64	2.05	2.82	2.92
	No. of invalid days	0.0	Value valid	Y	Y	Y	Y	Y	Y	Y	Y	Y	Y	Y	Y	Y	Y	Y	Y	Y	Y	Y	Y	Y	Y	Y	Y	Y	Y	Y	Y	Y	Y	Y
	Sum of exceedances	0.0	Value exceeds ELV (Y/N)	N	N	N	N	N	N	N	N	N	N	N	N	N	N	N	N	N	N	N	N	N	N	N	N	N	N	N	N	N	N	N

Signed..... Date.....

(authorised to sign as representative of the Operator)

Permit Reference no: WP3836ZF

Operator: Tradebe Healthcare National Limited

Installation: Wrexham Clinical Waste Incinerator

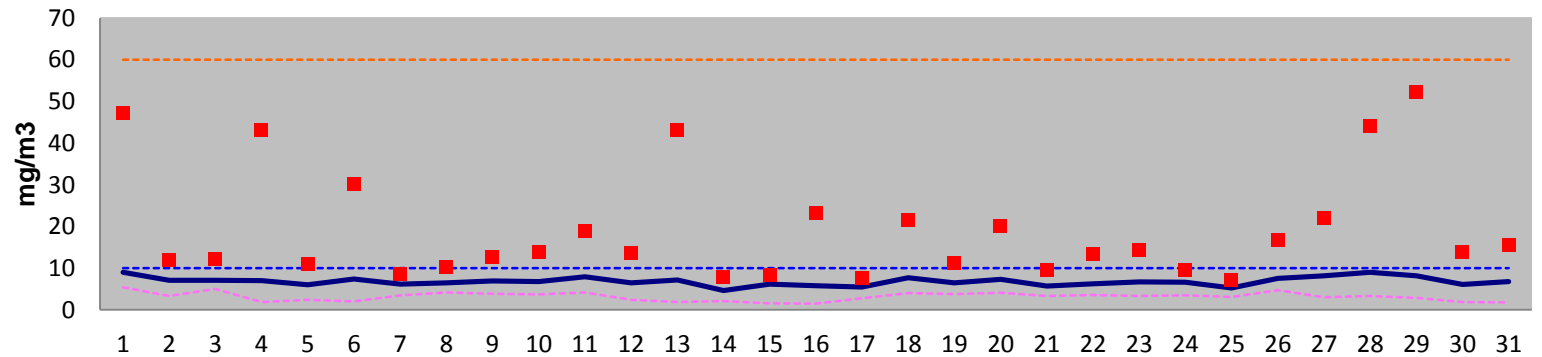
Variation Reference Number: EPR/MP3239FQ/V002

Form Number : Agency Form / A3/ Form Dated 20 October 2011

Reporting of Continuously Monitored Emissions to Air for Hydrogen Chloride from Emission Point A1 for the month of December 2019

Daily and Half Hourly Average Monitoring Data

- Daily average ELV
- Half-hour average ELV
- Mean half hour average
- Maximum half hour average
- Minimum half hourly average
- Daily average



Monthly summary			Date	1	2	3	4	5	6	7	8	9	10	11	12	13	14	15	16	17	18	19	20	21	22	23	24	25	26	27	28	29	30	31
			Half-hour average ELV	60	60	60	60	60	60	60	60	60	60	60	60	60	60	60	60	60	60	60	60	60	60	60	60	60	60	60	60	60	60	60
Half-hourly average	Monthly maximum	52.3	Maximum half hour average	47.3	12	12.3	43	11	30.2	8.6	10.4	12.7	13.8	18.9	13.6	43.2	7.9	8.4	23.2	7.6	21.6	11.3	20.2	9.5	13.4	14.4	9.5	7.2	16.7	22	44	52.3	13.8	15.6
	Monthly mean	6.8	Mean half hour average	9.01	7.12	7.09	7.01	6.05	7.38	6.21	6.48	6.91	6.83	7.96	6.5	7.14	4.65	6.2	5.8	5.5	7.73	6.5	7.34	5.72	6.24	6.73	6.64	5.24	7.55	8.14	9.05	8.18	6.07	6.83
	Monthly minimum	1.5	Minimum half hourly average	5.4	3.3	5	1.9	2.4	2	3.5	4.2	3.9	3.7	4.2	2.4	1.9	2.1	1.6	1.5	2.8	4	3.8	4.1	3.3	3.6	3.3	3.5	3.1	4.7	3	3.3	2.9	1.9	1.8
	Total invalid results	0.0	No. of invalid results	0	0	0	0	0	0	0	0	0	0	0	0	0	0	0	0	0	0	0	0	0	0	0	0	0	0	0	0	0	0	0
	Sum of exceedances	0.0	No. of exceedances of ELV	0	0	0	0	0	0	0	0	0	0	0	0	0	0	0	0	0	0	0	0	0	0	0	0	0	0	0	0	0	0	0
Daily average			Daily average ELV	10	10	10	10	10	10	10	10	10	10	10	10	10	10	10	10	10	10	10	10	10	10	10	10	10	10	10	10	10	10	10
	Monthly maximum	9.1	Daily average	9.01	7.12	7.09	7.01	6.05	7.38	6.21	6.48	6.91	6.83	7.96	6.5	7.14	4.65	6.2	5.8	5.5	7.73	6.5	7.34	5.72	6.24	6.73	6.64	5.24	7.55	8.14	9.05	8.18	6.07	6.83
	No. of invalid days	0.0	Value valid	Y	Y	Y	Y	Y	Y	Y	Y	Y	Y	Y	Y	Y	Y	Y	Y	Y	Y	Y	Y	Y	Y	Y	Y	Y	Y	Y	Y	Y	Y	Y
	Sum of exceedances	0.0	Value exceeds ELV (Y/N)	N	N	N	N	N	N	N	N	N	N	N	N	N	N	N	N	N	N	N	N	N	N	N	N	N	N	N	N	N	N	N

Signed..... Date.....

(authorised to sign as representative of the Operator)

Permit Reference no: WP3836ZF

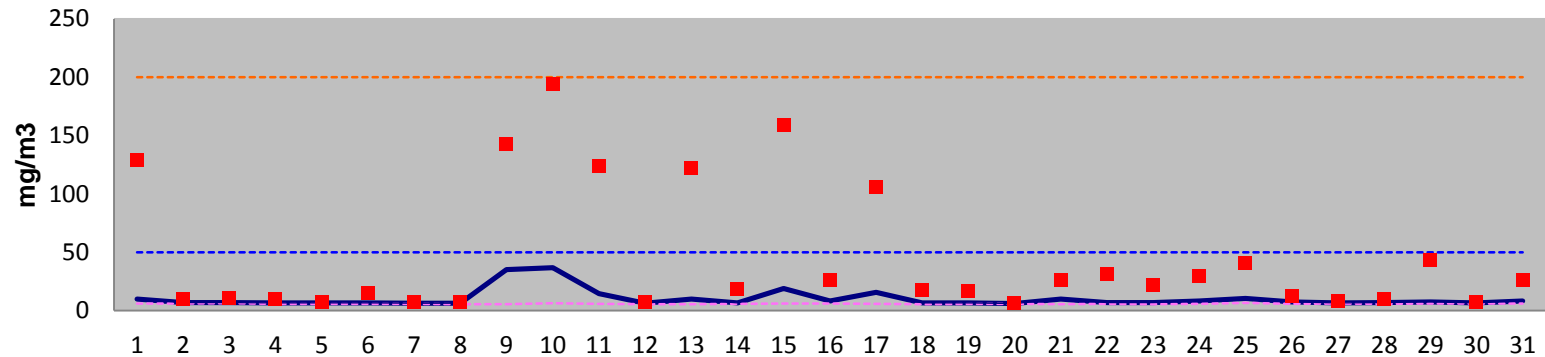
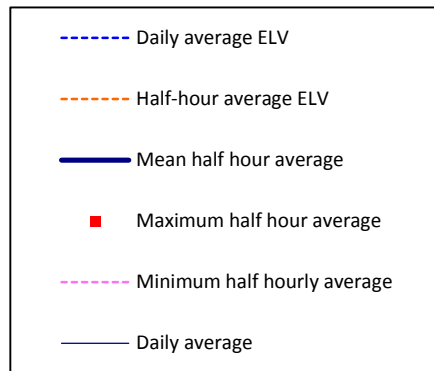
Operator: Tradebe Healthcare National Limited
Installation: Wrexham Clinical Waste Incinerator

Variation Reference Number: EPR/MP3239FQ/V002

Form Number : Agency Form / A6/ Form Dated 20 October 2011

Reporting of Continuously Monitored Emissions to Air for Sulphur Dioxide from Emission Point A1 for the month of December 2019

Daily and Half Hourly Average Monitoring Data



	Monthly summary		Date	1	2	3	4	5	6	7	8	9	10	11	12	13	14	15	16	17	18	19	20	21	22	23	24	25	26	27	28	29	30	30
			Half-hour average ELV	200	200	200	200	200	200	200	200	200	200	200	200	200	200	200	200	200	200	200	200	200	200	200	200	200	200	200	200	200	200	200
Half-hourly average	Monthly maximum	194.1	Maximum half hour average	129	10	10.4	9.9	7.8	15.1	7.3	7.5	142	194	124	7.5	122	18.5	159	25.8	106	17.8	16.9	6.8	25.9	31.1	21.6	29.5	41.2	12.6	7.9	9.6	43.6	7.3	26.1
	Monthly mean	10.2	Mean half hour average	10.1	7.12	7.07	6.74	6.73	6.76	6.55	6.32	35.1	37	14.6	6.35	9.9	6.64	19	8.29	15.7	6.82	6.79	6.24	10.1	7.05	6.92	8.22	10.6	7.44	6.8	6.87	7.52	6.77	8.3
	Monthly minimum	5.6	Minimum half hourly average	6.2	6.3	6.4	6	6	5.9	5.8	5.7	5.7	6.5	5.8	5.7	5.6	5.9	6.1	6.1	6	5.7	5.8	5.8	5.6	5.8	5.7	5.8	6.7	5.9	6.2	5.9	6.2	6.2	6.1
	Total invalid results	0.0	No. of invalid results	0	0	0	0	0	0	0	0	0	0	0	0	0	0	0	0	0	0	0	0	0	0	0	0	0	0	0	0	0	0	0
	Sum of exceedances	0.0	No. of exceedances of ELV	0	0	0	0	0	0	0	0	0	0	0	0	0	0	0	0	0	0	0	0	0	0	0	0	0	0	0	0	0	0	0
Daily average			Daily average ELV	50	50	50	50	50	50	50	50	50	50	50	50	50	50	50	50	50	50	50	50	50	50	50	50	50	50	50	50	50	50	50
	Monthly maximum	37.0	Daily average	10.1	7.12	7.07	6.74	6.73	6.76	6.55	6.32	35.1	37	14.6	6.35	9.9	6.64	19	8.29	15.7	6.82	6.79	6.24	10.1	7.05	6.92	8.22	10.6	7.44	6.8	6.87	7.52	6.77	8.3
	No. of invalid days	0.0	Value valid	Y	Y	Y	Y	Y	Y	Y	Y	Y	Y	Y	Y	Y	Y	Y	Y	Y	Y	Y	Y	Y	Y	Y	Y	Y	Y	Y	Y	Y	Y	Y
	Sum of exceedances	0.0	Value exceeds ELV (Y/N)	N	N	N	N	N	N	N	N	N	N	N	N	N	N	N	N	N	N	N	N	N	N	N	N	N	N	N	N	N	N	N

Signed..... Date.....

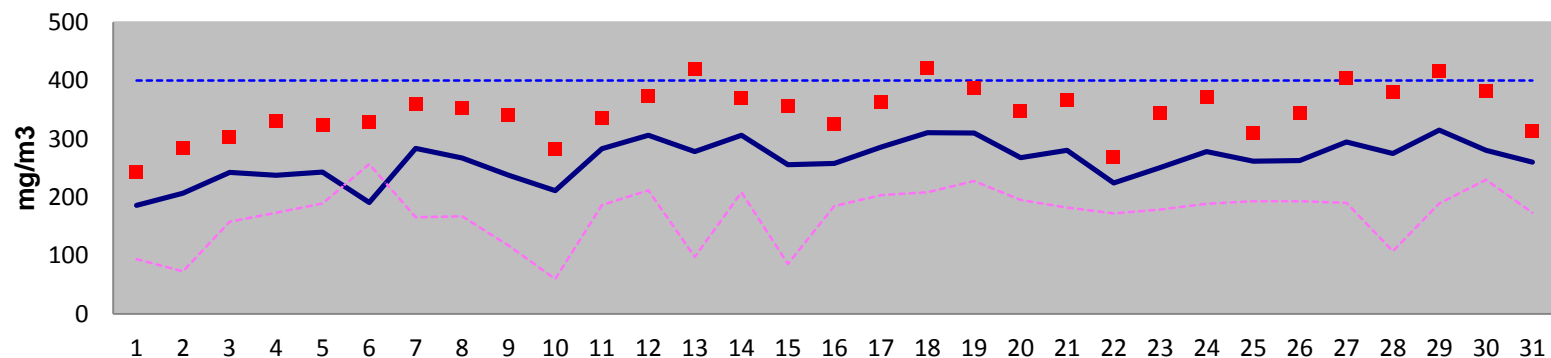
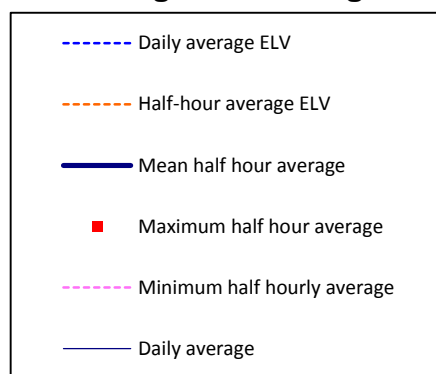
(authorised to sign as representative of the Operator)

Permit Reference no: WP3836ZF
 Operator: Tradebe Healthcare National Limited
 Installation: Wrexham Clinical Waste Incinerator

Variation Reference Number: EPR/MP3239FQ/V002
 Form Number : Agency Form / A7/ Form Dated 20 October 2011

Reporting of Continuously Monitored Emissions to Air for Oxides of Nitrogen from Emission Point A1 for the month of December 2019

Daily and Half Hourly Average Monitoring Data



Monthly summary			Date	1	2	3	4	5	6	7	8	9	10	11	12	13	14	15	16	17	18	19	20	21	22	23	24	25	26	27	28	29	30	30
			Half-hour average ELV																															
Half-hourly average	Monthly maximum	421.7	Maximum half hour average	244	283.6	304	330	323	328	360	353	341	282	335	374	419	369	356	324	364	422	388	348	366	269	345	372	311	344	405	380	416	382	313
	Monthly mean	263.1	Mean half hour average	186	206.82	243	238	243	191	284	267	238	211	283	306	278	307	256	258	286	311	310	268	281	224	251	278	262	263	295	275	315	281	260
	Monthly minimum	60.2	Minimum half hourly average	94	73.3	158	174	190	257	166	167	117	60.2	187	212	97.8	209	85.8	185	204	209	228	195	182	173	179	189	193	194	190	108	189	230	174
	Total invalid results	0.0	No. of invalid results	0	0	0	0	0	0	0	0	0	0	0	0	0	0	0	0	0	0	0	0	0	0	0	0	0	0	0	0	0	0	0
	Sum of exceedances	0.0	No. of exceedances of ELV	0	0	0	0	0	0	0	0	0	0	0	0	0	0	0	0	0	0	0	0	0	0	0	0	0	0	0	0	0	0	0
Daily average			Daily average ELV	400	400	400	400	400	400	400	400	400	400	400	400	400	400	400	400	400	400	400	400	400	400	400	400	400	400	400	400	400	400	400
	Monthly maximum	315.2	Daily average	186	206.82	243	238	243	191	284	267	238	211	283	306	278	307	256	258	286	311	310	268	281	224	251	278	262	263	295	275	315	281	260
	No. of invalid days	0.0	Value valid	Y	Y	Y	Y	Y	Y	Y	Y	Y	Y	Y	Y	Y	Y	Y	Y	Y	Y	Y	Y	Y	Y	Y	Y	Y	Y	Y	Y	Y	Y	Y
	Sum of exceedances	0.0	Value exceeds ELV (Y/N)	N	N	N	N	N	N	N	N	N	N	N	N	N	N	N	N	N	N	N	N	N	N	N	N	N	N	N	N	N	N	N

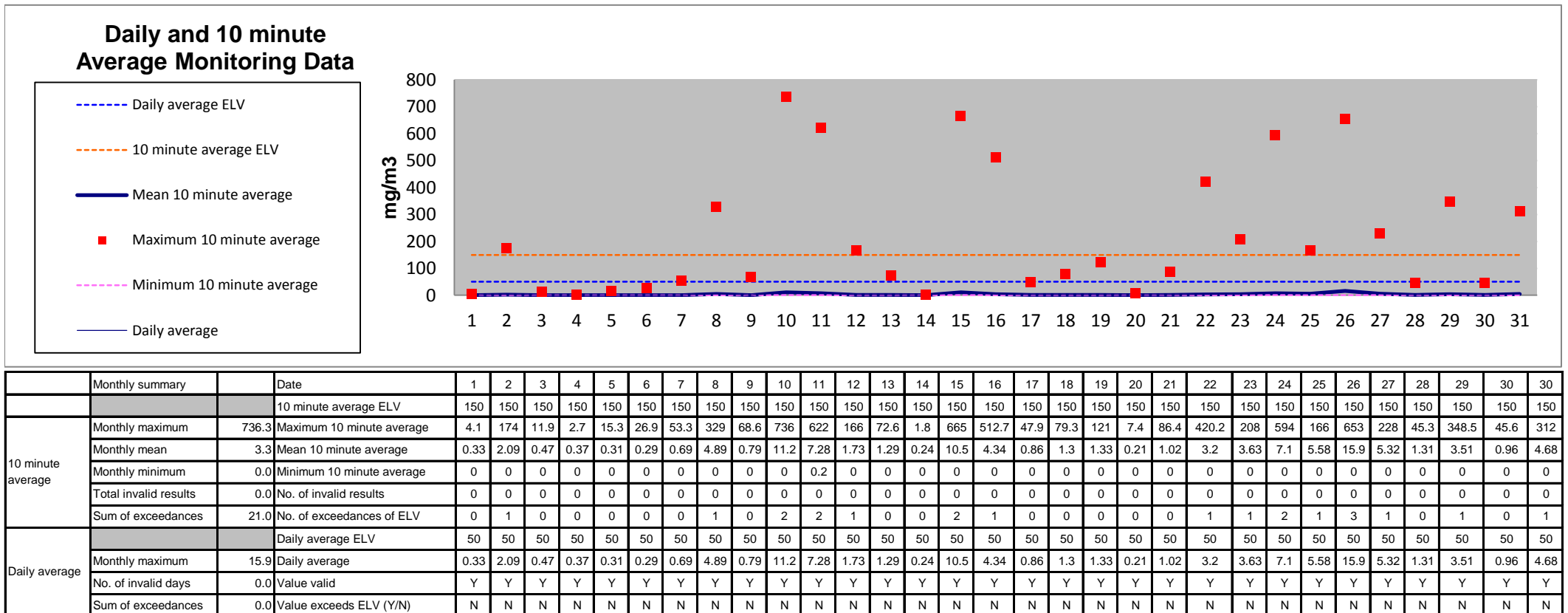
Signed..... Date.....

(authorised to sign as representative of the Operator)

Permit Reference no: WP3836ZF
Operator: Tradebe Healthcare National Limited
Installation: Wrexham Clinical Waste Incinerator

Variation Reference Number: EPR/MP3239FQ/V002
Form Number : Agency Form / A5/ Form Dated 20 October 2011

9Reporting of Continuously Monitored Emissions to Air for Carbon Monoxide from Emission Point A1 for the month of December 2019



Signed..... Date.....

(authorised to sign as representative of the Operator)

