

Permit Reference Number : EPR/AB3092CV

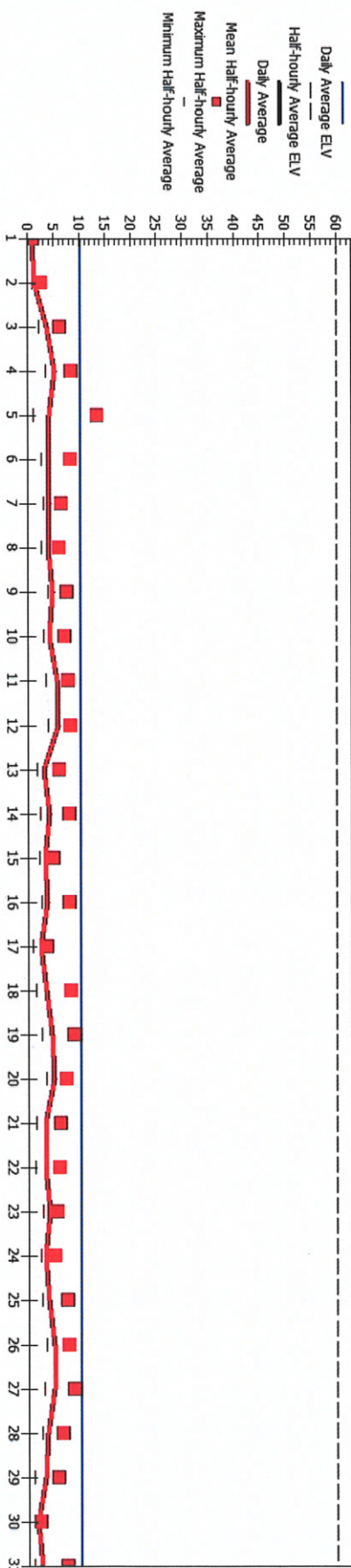
Operator : WTI (UK) Ltd

Installation: Parc Adfer ERF

Form Number:

Reporting of Continuously Monitored Emissions to Air for HCl mg/Nm3 at Emission Point A1 For the month of December 2019

Daily and Half-hourly Average Monitoring Data



| Monthly summary | | Date | | | | | | | | | | | | | | | | | | | | | | | | | | | | | | | | | | |
|---------------------|-----------------------|-------------------------|-----------------------------|--|--|--|--|--|--|--|--|--|--|--|--|--|--|--|--|--|--|--|--|--|--|--|--|--|--|--|--|--|--|--|--|--|
| | | Half-hourly average ELV | | | | | | | | | | | | | | | | | | | | | | | | | | | | | | | | | | |
| Half-hourly average | Monthly maximum | 13 | Maximum Half-hourly average | | | | | | | | | | | | | | | | | | | | | | | | | | | | | | | | | |
| | Monthly mean | 4 | Mean Half-hourly average | | | | | | | | | | | | | | | | | | | | | | | | | | | | | | | | | |
| | Monthly minimum | 0 | Minimum Half-hourly average | | | | | | | | | | | | | | | | | | | | | | | | | | | | | | | | | |
| | Total Invalid results | 0 | No of Invalid results | | | | | | | | | | | | | | | | | | | | | | | | | | | | | | | | | |
| Daily average | Sum of exceedances | 0 | No of exceedances of ELV | | | | | | | | | | | | | | | | | | | | | | | | | | | | | | | | | |
| | Monthly maximum | 6 | Daily average ELV | | | | | | | | | | | | | | | | | | | | | | | | | | | | | | | | | |
| | No of invalid days | 0 | Daily average | | | | | | | | | | | | | | | | | | | | | | | | | | | | | | | | | |
| | Sum of exceedances | 0 | Value Exceeds ELV? | | | | | | | | | | | | | | | | | | | | | | | | | | | | | | | | | |

Signed.....

Date.....

(Authorised to sign as a representative of the Operator)

[Signature]

16/01/2020

Permit Reference Number : EPR/AB3092CV

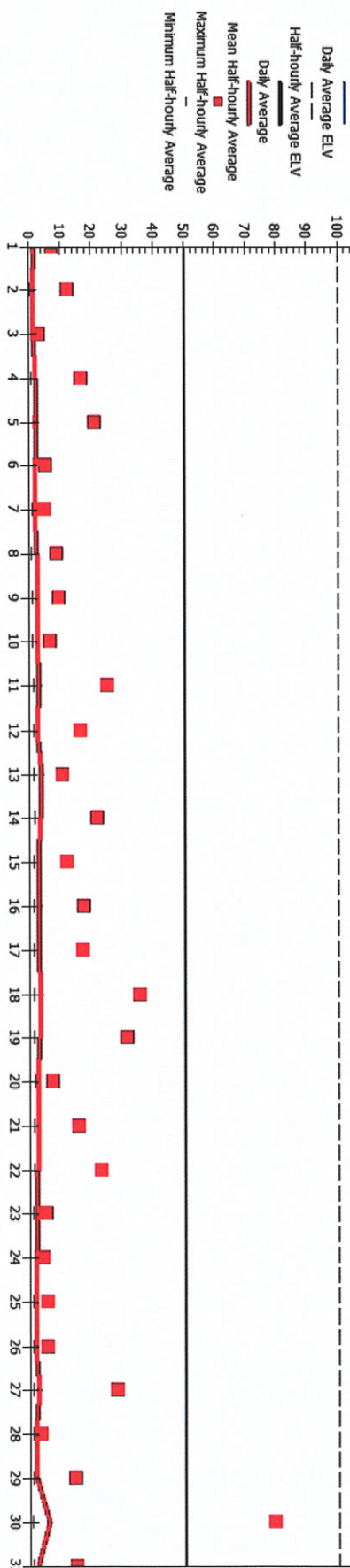
Operator : WTI (UK) Ltd

Installation: Parc Adfer ERF

Form Number:

Reporting of Continuously Monitored Emissions to Air for CO mg/Nm³ at Emission Point A1 For the month of December 2019

Daily and Half-hourly Average Monitoring Data



| Monthly summary | | Date | | | | | | | | | | | | | | | | | | | | | | | | | | | | | | | | | | |
|---------------------|-----------------------|------|-----------------------------|--|--|--|--|--|--|--|--|--|--|--|--|--|--|--|--|--|--|--|--|--|--|--|--|--|--|--|--|--|--|--|--|--|
| Half-hourly average | Monthly maximum | 79 | Maximum Half-hourly average | | | | | | | | | | | | | | | | | | | | | | | | | | | | | | | | | |
| | Monthly mean | 2 | Mean Half-hourly average | | | | | | | | | | | | | | | | | | | | | | | | | | | | | | | | | |
| | Monthly minimum | 0 | Minimum Half-hourly average | | | | | | | | | | | | | | | | | | | | | | | | | | | | | | | | | |
| | Total invalid results | 0 | No of Invalid results | | | | | | | | | | | | | | | | | | | | | | | | | | | | | | | | | |
| Daily average | Sum of exceedances | 0 | No of exceedances of ELV | | | | | | | | | | | | | | | | | | | | | | | | | | | | | | | | | |
| | Monthly maximum | 6 | Daily average ELV | | | | | | | | | | | | | | | | | | | | | | | | | | | | | | | | | |
| | No of invalid days | 0 | Daily average | | | | | | | | | | | | | | | | | | | | | | | | | | | | | | | | | |
| | Sum of exceedances | 0 | Value Valid? | | | | | | | | | | | | | | | | | | | | | | | | | | | | | | | | | |
| Daily average | Monthly maximum | 6 | Value Exceeds ELV? | | | | | | | | | | | | | | | | | | | | | | | | | | | | | | | | | |
| | No of invalid days | 0 | Value Valid? | | | | | | | | | | | | | | | | | | | | | | | | | | | | | | | | | |
| | Sum of exceedances | 0 | Value Exceeds ELV? | | | | | | | | | | | | | | | | | | | | | | | | | | | | | | | | | |
| | Sum of exceedances | 0 | Value Exceeds ELV? | | | | | | | | | | | | | | | | | | | | | | | | | | | | | | | | | |

Signed.....

Date.....

(Authorised to sign as a representative of the Operator)

[Signature]

16/01/2020

Permit Reference Number : EPR/AB3092CV

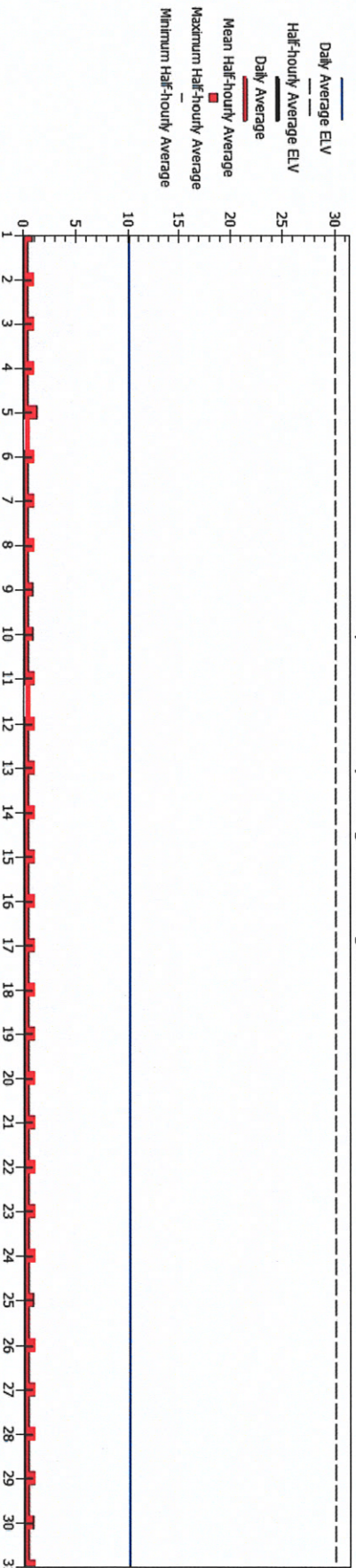
Operator : WTI (UK) Ltd

Installation: Parc Ader ERF

Form Number:

Reporting of Continuously Monitored Emissions to Air for Particulates mg/Nm³ at Emission Point A1 For the month of December 2019

Daily and Half-hourly Average Monitoring Data



| | Monthly summary | | Date | | 1 | 2 | 3 | 4 | 5 | 6 | 7 | 8 | 9 | 10 | 11 | 12 | 13 | 14 | 15 | 16 | 17 | 18 | 19 | 20 | 21 | 22 | 23 | 24 | 25 | 26 | 27 | 28 | 29 | 30 | 31 |
|---------------------|-----------------------|---|-----------------------------|--|----|----|----|----|----|----|----|----|----|----|----|----|----|----|----|----|----|----|----|----|----|----|----|----|----|----|----|----|----|----|----|
| | | | Half-hourly average ELV | | 30 | 30 | 30 | 30 | 30 | 30 | 30 | 30 | 30 | 30 | 30 | 30 | 30 | 30 | 30 | 30 | 30 | 30 | 30 | 30 | 30 | 30 | 30 | 30 | 30 | 30 | 30 | 30 | 30 | 30 | |
| Half-hourly average | Monthly maximum | 1 | Maximum Half-hourly average | | 0 | 0 | 0 | 0 | 1 | 0 | 0 | 0 | 0 | 0 | 0 | 0 | 0 | 0 | 0 | 0 | 0 | 0 | 0 | 0 | 0 | 0 | 0 | 0 | 0 | 0 | 0 | 0 | 0 | 0 | |
| | Monthly mean | 0 | Mean Half-hourly average | | 0 | 0 | 0 | 0 | 0 | 0 | 0 | 0 | 0 | 0 | 0 | 0 | 0 | 0 | 0 | 0 | 0 | 0 | 0 | 0 | 0 | 0 | 0 | 0 | 0 | 0 | 0 | 0 | 0 | 0 | |
| | Monthly minimum | 0 | Minimum Half-hourly average | | 0 | 0 | 0 | 0 | 0 | 0 | 0 | 0 | 0 | 0 | 0 | 0 | 0 | 0 | 0 | 0 | 0 | 0 | 0 | 0 | 0 | 0 | 0 | 0 | 0 | 0 | 0 | 0 | 0 | 0 | |
| | Total Invalid results | 0 | No of Invalid results | | 0 | 0 | 0 | 0 | 0 | 0 | 0 | 0 | 0 | 0 | 0 | 0 | 0 | 0 | 0 | 0 | 0 | 0 | 0 | 0 | 0 | 0 | 0 | 0 | 0 | 0 | 0 | 0 | 0 | 0 | 0 |
| | Sum of exceedances | 0 | No of exceedances of ELV | | 0 | 0 | 0 | 0 | 0 | 0 | 0 | 0 | 0 | 0 | 0 | 0 | 0 | 0 | 0 | 0 | 0 | 0 | 0 | 0 | 0 | 0 | 0 | 0 | 0 | 0 | 0 | 0 | 0 | 0 | 0 |
| | | | Daily average ELV | | 10 | 10 | 10 | 10 | 10 | 10 | 10 | 10 | 10 | 10 | 10 | 10 | 10 | 10 | 10 | 10 | 10 | 10 | 10 | 10 | 10 | 10 | 10 | 10 | 10 | 10 | 10 | 10 | 10 | 10 | 10 |
| | Monthly maximum | 0 | Daily average | | 0 | 0 | 0 | 0 | 0 | 0 | 0 | 0 | 0 | 0 | 0 | 0 | 0 | 0 | 0 | 0 | 0 | 0 | 0 | 0 | 0 | 0 | 0 | 0 | 0 | 0 | 0 | 0 | 0 | 0 | 0 |
| | No of invalid days | 0 | Value Valid? | | Y | Y | Y | Y | Y | Y | Y | Y | Y | Y | Y | Y | Y | Y | Y | Y | Y | Y | Y | Y | Y | Y | Y | Y | Y | Y | Y | Y | Y | Y | Y |
| Daily average | Sum of exceedances | 0 | Value Exceeds ELV? | | N | N | N | N | N | N | N | N | N | N | N | N | N | N | N | N | N | N | N | N | N | N | N | N | N | N | N | N | N | N | N |

Signed.....
(Authorised to sign as a representative of the Operator)

Date.....
16/12/2019

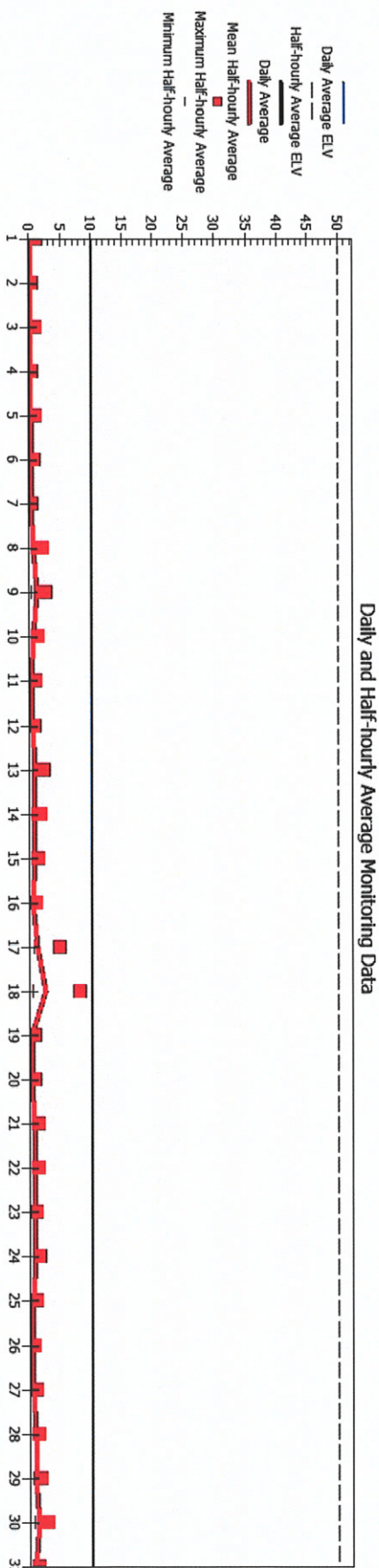
Permit Reference Number : EPR/AB3092CV

Operator : WTI (UK) Ltd

Installation: Parc Adfer ERF

Form Number:

Reporting of Continuously Monitored Emissions to Air for NH₃ mg/Nm³ at Emission Point A1 For the month of December 2019



| | Monthly summary | | Date | 1 | 2 | 3 | 4 | 5 | 6 | 7 | 8 | 9 | 10 | 11 | 12 | 13 | 14 | 15 | 16 | 17 | 18 | 19 | 20 | 21 | 22 | 23 | 24 | 25 | 26 | 27 | 28 | 29 | 30 | 31 |
|---------------------|-----------------------|---|-----------------------------|----|----|----|----|----|----|----|----|----|----|----|----|----|----|----|----|----|----|----|----|----|----|----|----|----|----|----|----|----|----|----|
| | | | Half-hourly average ELV | 50 | 50 | 50 | 50 | 50 | 50 | 50 | 50 | 50 | 50 | 50 | 50 | 50 | 50 | 50 | 50 | 50 | 50 | 50 | 50 | 50 | 50 | 50 | 50 | 50 | 50 | 50 | 50 | 50 | 50 | |
| Half-hourly average | Monthly maximum | 8 | Maximum Half-hourly average | 1 | 0 | 1 | 0 | 1 | 1 | 0 | 2 | 2 | 1 | 1 | 2 | 1 | 1 | 1 | 5 | 8 | 1 | 1 | 1 | 1 | 1 | 1 | 1 | 1 | 0 | 1 | 1 | 1 | 3 | 1 |
| | Monthly mean | 1 | Mean Half-hourly average | 0 | 0 | 0 | 0 | 0 | 0 | 1 | 1 | 1 | 0 | 0 | 1 | 1 | 1 | 0 | 1 | 2 | 0 | 0 | 1 | 1 | 1 | 1 | 1 | 1 | 0 | 1 | 1 | 1 | 1 | |
| | Monthly minimum | 0 | Minimum Half-hourly average | 0 | 0 | 0 | 0 | 0 | 0 | 0 | 0 | 0 | 0 | 0 | 0 | 0 | 0 | 0 | 1 | 1 | 0 | 0 | 0 | 0 | 0 | 0 | 0 | 0 | 0 | 0 | 1 | 0 | 0 | |
| | Total invalid results | 0 | No of invalid results | 0 | 0 | 0 | 0 | 0 | 0 | 0 | 0 | 0 | 0 | 0 | 0 | 0 | 0 | 0 | 0 | 0 | 0 | 0 | 0 | 0 | 0 | 0 | 0 | 0 | 0 | 0 | 0 | 0 | 0 | |
| | Sum of exceedances | 0 | No of exceedances of ELV | 0 | 0 | 0 | 0 | 0 | 0 | 0 | 0 | 0 | 0 | 0 | 0 | 0 | 0 | 0 | 0 | 0 | 0 | 0 | 0 | 0 | 0 | 0 | 0 | 0 | 0 | 0 | 0 | 0 | 0 | |
| | | | Daily average ELV | 10 | 10 | 10 | 10 | 10 | 10 | 10 | 10 | 10 | 10 | 10 | 10 | 10 | 10 | 10 | 10 | 10 | 10 | 10 | 10 | 10 | 10 | 10 | 10 | 10 | 10 | 10 | 10 | 10 | 10 | |
| Daily average | Monthly maximum | 2 | Daily average | 0 | 0 | 0 | 0 | 0 | 0 | 1 | 1 | 1 | 1 | 0 | 0 | 1 | 1 | 1 | 0 | 1 | 2 | 0 | 0 | 1 | 1 | 1 | 1 | 1 | 0 | 1 | 1 | 1 | 1 | |
| | No of invalid days | 0 | Value Valid? | Y | Y | Y | Y | Y | Y | Y | Y | Y | Y | Y | Y | Y | Y | Y | Y | Y | Y | Y | Y | Y | Y | Y | Y | Y | Y | Y | Y | Y | Y | |
| | Sum of exceedances | 0 | Value Exceeds ELV? | N | N | N | N | N | N | N | N | N | N | N | N | N | N | N | N | N | N | N | N | N | N | N | N | N | N | N | N | N | N | |

Signed.....

Date.....

(Authorised to sign as a representative of the Operator)

16/01/2020


Permit Reference Number : EPR/AB3092CV

Operator : WTI (UK) Ltd

Installation: Parc Adler ERF

Form Number:

Reporting of Continuously Monitored Emissions to Air for TOC mg/Nm³ at Emission Point A1 For the month of December 2019



| | Monthly summary | | Date | 1 | 2 | 3 | 4 | 5 | 6 | 7 | 8 | 9 | 10 | 11 | 12 | 13 | 14 | 15 | 16 | 17 | 18 | 19 | 20 | 21 | 22 | 23 | 24 | 25 | 26 | 27 | 28 | 29 | 30 | 31 |
|---------------------|-----------------------|---|-----------------------------|----|----|----|----|----|----|----|----|----|----|----|----|----|----|----|----|----|----|----|----|----|----|----|----|----|----|----|----|----|----|----|
| | | | Half-hourly average ELV | 20 | 20 | 20 | 20 | 20 | 20 | 20 | 20 | 20 | 20 | 20 | 20 | 20 | 20 | 20 | 20 | 20 | 20 | 20 | 20 | 20 | 20 | 20 | 20 | 20 | 20 | 20 | 20 | 20 | 20 | |
| Half-hourly average | Monthly maximum | 2 | Maximum Half-hourly average | 1 | 1 | 1 | 1 | 1 | 1 | 1 | 1 | 1 | 1 | 1 | 1 | 1 | 1 | 1 | 1 | 1 | 2 | 1 | 1 | 1 | 1 | 1 | 1 | 1 | 1 | 1 | 1 | 2 | 1 | |
| | Monthly mean | 1 | Mean Half-hourly average | 0 | 1 | 0 | 0 | 0 | 0 | 0 | 0 | 0 | 1 | 1 | 1 | 1 | 1 | 1 | 1 | 1 | 1 | 1 | 1 | 1 | 1 | 1 | 1 | 1 | 1 | 1 | 1 | 1 | | |
| | Monthly minimum | 0 | Minimum Half-hourly average | 0 | 0 | 0 | 0 | 0 | 0 | 0 | 0 | 0 | 0 | 0 | 0 | 1 | 1 | 1 | 1 | 1 | 1 | 1 | 1 | 1 | 1 | 1 | 1 | 1 | 1 | 1 | 1 | 1 | | |
| | Total Invalid results | 0 | No of Invalid results | 0 | 0 | 0 | 0 | 0 | 0 | 0 | 0 | 0 | 0 | 0 | 0 | 0 | 0 | 0 | 0 | 0 | 0 | 0 | 0 | 0 | 0 | 0 | 0 | 0 | 0 | 0 | 0 | 0 | | |
| | Sum of exceedances | 0 | No of exceedances of ELV | 0 | 0 | 0 | 0 | 0 | 0 | 0 | 0 | 0 | 0 | 0 | 0 | 0 | 0 | 0 | 0 | 0 | 0 | 0 | 0 | 0 | 0 | 0 | 0 | 0 | 0 | 0 | 0 | 0 | 0 | |
| | | | Daily average ELV | 10 | 10 | 10 | 10 | 10 | 10 | 10 | 10 | 10 | 10 | 10 | 10 | 10 | 10 | 10 | 10 | 10 | 10 | 10 | 10 | 10 | 10 | 10 | 10 | 10 | 10 | 10 | 10 | 10 | 10 | |
| Daily average | Monthly maximum | 1 | Daily average | 0 | 1 | 0 | 0 | 0 | 0 | 0 | 0 | 0 | 1 | 1 | 1 | 1 | 1 | 1 | 1 | 1 | 1 | 1 | 1 | 1 | 1 | 1 | 1 | 1 | 1 | 1 | 1 | 1 | | |
| | No of Invalid days | 0 | Value Valid? | Y | Y | Y | Y | Y | Y | Y | Y | Y | Y | Y | Y | Y | Y | Y | Y | Y | Y | Y | Y | Y | Y | Y | Y | Y | Y | Y | Y | Y | | |
| | Sum of exceedances | 0 | Value Exceeds ELV? | N | N | N | N | N | N | N | N | N | N | N | N | N | N | N | N | N | N | N | N | N | N | N | N | N | N | N | N | N | N | |

Signed.....

Date.....

(Authorised to sign as a representative of the Operator)

[Signature]

16/01/2020

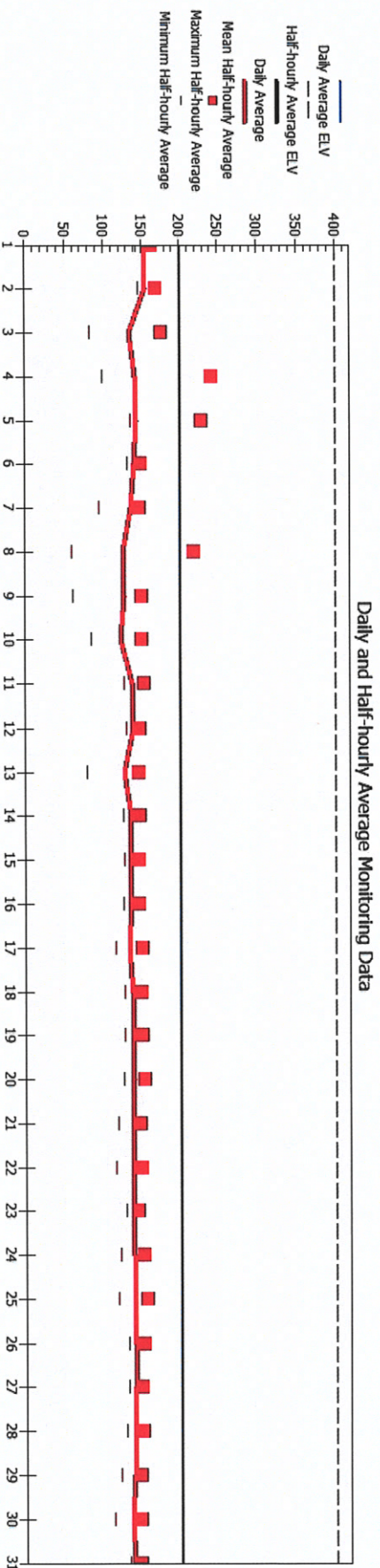
Permit Reference Number : EPR/AB3092CV

Installation: Parc Adfer ERF

Operator : WTI (UK) Ltd

Form Number:

Reporting of Continuously Monitored Emissions to Air for NOx mg/Nm³ at Emission Point A1 For the month of December 2019



| | Monthly summary | | Date | | | | | | | | | | | | | | | | | | | | | | | | | | | | | | | | |
|---------------------|-----------------------|-----------------------------|------|-----|-----|-----|-----|-----|-----|-----|-----|-----|-----|-----|-----|-----|-----|-----|-----|-----|-----|-----|-----|-----|-----|-----|-----|-----|-----|-----|-----|-----|-----|-----|-----|
| | | | 1 | 2 | 3 | 4 | 5 | 6 | 7 | 8 | 9 | 10 | 11 | 12 | 13 | 14 | 15 | 16 | 17 | 18 | 19 | 20 | 21 | 22 | 23 | 24 | 25 | 26 | 27 | 28 | 29 | 30 | 31 | | |
| Half-hourly average | | Half-hourly average ELV | 400 | 400 | 400 | 400 | 400 | 400 | 400 | 400 | 400 | 400 | 400 | 400 | 400 | 400 | 400 | 400 | 400 | 400 | 400 | 400 | 400 | 400 | 400 | 400 | 400 | 400 | 400 | 400 | 400 | 400 | 400 | | |
| | Monthly maximum | Maximum Half-hourly average | 161 | 168 | 175 | 241 | 228 | 147 | 145 | 217 | 148 | 148 | 151 | 146 | 144 | 146 | 144 | 145 | 148 | 147 | 149 | 152 | 145 | 147 | 143 | 149 | 154 | 150 | 147 | 148 | 145 | 146 | 144 | 140 | |
| | Monthly mean | Mean Half-hourly average | 153 | 154 | 134 | 141 | 143 | 139 | 135 | 125 | 127 | 122 | 137 | 139 | 126 | 135 | 134 | 135 | 132 | 137 | 138 | 138 | 137 | 137 | 137 | 138 | 138 | 139 | 139 | 139 | 138 | 135 | 135 | 135 | |
| | Monthly minimum | Minimum Half-hourly average | 143 | 145 | 83 | 99 | 135 | 131 | 95 | 59 | 61 | 85 | 126 | 130 | 79 | 124 | 126 | 126 | 115 | 127 | 127 | 124 | 118 | 115 | 128 | 121 | 117 | 131 | 131 | 129 | 121 | 112 | 133 | 133 | |
| | Total Invalid results | No of Invalid results | 0 | 0 | 0 | 0 | 0 | 0 | 0 | 0 | 0 | 0 | 0 | 0 | 0 | 0 | 0 | 0 | 0 | 0 | 0 | 0 | 0 | 0 | 0 | 0 | 0 | 0 | 0 | 0 | 0 | 0 | 0 | 0 | |
| | Sum of exceedances | No of exceedances of ELV | 0 | 0 | 0 | 0 | 0 | 0 | 0 | 0 | 0 | 0 | 0 | 0 | 0 | 0 | 0 | 0 | 0 | 0 | 0 | 0 | 0 | 0 | 0 | 0 | 0 | 0 | 0 | 0 | 0 | 0 | 0 | 0 | |
| | | Daily average ELV | 200 | 200 | 200 | 200 | 200 | 200 | 200 | 200 | 200 | 200 | 200 | 200 | 200 | 200 | 200 | 200 | 200 | 200 | 200 | 200 | 200 | 200 | 200 | 200 | 200 | 200 | 200 | 200 | 200 | 200 | 200 | 200 | |
| | Monthly maximum | Daily average | 153 | 154 | 134 | 141 | 143 | 139 | 135 | 125 | 127 | 122 | 137 | 139 | 126 | 135 | 134 | 135 | 132 | 137 | 138 | 138 | 137 | 137 | 137 | 138 | 138 | 139 | 139 | 139 | 138 | 135 | 133 | 133 | 133 |
| Daily average | Monthly maximum | | | | | | | | | | | | | | | | | | | | | | | | | | | | | | | | | | |
| | No of invalid days | Value Valid? | Y | Y | Y | Y | Y | Y | Y | Y | Y | Y | Y | Y | Y | Y | Y | Y | Y | Y | Y | Y | Y | Y | Y | Y | Y | Y | Y | Y | Y | Y | Y | | |
| | Sum of exceedances | Value Exceeds ELV? | N | N | N | N | N | N | N | N | N | N | N | N | N | N | N | N | N | N | N | N | N | N | N | N | N | N | N | N | N | N | N | N | |

Signed.....
(Authorised to sign as a representative of the Operator)

[Signature]

Date.....
16/01/2020

Permit Reference Number : EPR/AB3092CV


Operator : WTI (UK) Ltd

Installation: Parc Adfer ERF

Form Number:

Reporting of Continuously Monitored Emissions to Air for N2O mg/Nm³ at Emission Point A1 For the month of December 2019

Daily and Half-hourly Average Monitoring Data



| | Monthly summary | | Date | | 1 | 2 | 3 | 4 | 5 | 6 | 7 | 8 | 9 | 10 | 11 | 12 | 13 | 14 | 15 | 16 | 17 | 18 | 19 | 20 | 21 | 22 | 23 | 24 | 25 | 26 | 27 | 28 | 29 | 30 | 31 |
|---------------------|-----------------------|----|-----------------------------|--|-----|-----|-----|-----|-----|-----|-----|-----|-----|-----|-----|-----|-----|-----|-----|-----|-----|-----|-----|-----|-----|-----|-----|-----|-----|-----|-----|-----|-----|-----|-----|
| | | | Half-hourly average ELV | | 100 | 100 | 100 | 100 | 100 | 100 | 100 | 100 | 100 | 100 | 100 | 100 | 100 | 100 | 100 | 100 | 100 | 100 | 100 | 100 | 100 | 100 | 100 | 100 | 100 | 100 | 100 | 100 | 100 | 100 | 100 |
| | Monthly maximum | 12 | Maximum Half-hourly average | | 2 | 5 | 7 | 4 | 4 | 5 | 4 | 5 | 7 | 5 | 5 | 4 | 12 | 4 | 4 | 4 | 9 | 5 | 4 | 5 | 5 | 5 | 4 | 4 | 3 | 4 | 4 | 4 | 4 | 4 | 3 |
| Half-hourly average | Monthly mean | 3 | Mean Half-hourly average | | 2 | 2 | 3 | 2 | 3 | 3 | 2 | 3 | 2 | 3 | 2 | 3 | 4 | 3 | 2 | 2 | 3 | 3 | 3 | 3 | 3 | 3 | 3 | 2 | 2 | 3 | 2 | 2 | 2 | 2 | 2 |
| | Monthly minimum | 0 | Minimum Half-hourly average | | 0 | 1 | 1 | 0 | 0 | 2 | 1 | 0 | 0 | 1 | 1 | 2 | 1 | 2 | 1 | 1 | 2 | 2 | 2 | 2 | 3 | 2 | 1 | 1 | 1 | 1 | 1 | 1 | 1 | 1 | 1 |
| | Total invalid results | 0 | No of invalid results | | 0 | 0 | 0 | 0 | 0 | 0 | 0 | 0 | 0 | 0 | 0 | 0 | 0 | 0 | 0 | 0 | 0 | 0 | 0 | 0 | 0 | 0 | 0 | 0 | 0 | 0 | 0 | 0 | 0 | 0 | 0 |
| | Sum of exceedances | 0 | No of exceedances of ELV | | 0 | 0 | 0 | 0 | 0 | 0 | 0 | 0 | 0 | 0 | 0 | 0 | 0 | 0 | 0 | 0 | 0 | 0 | 0 | 0 | 0 | 0 | 0 | 0 | 0 | 0 | 0 | 0 | 0 | 0 | 0 |
| | | | Daily average ELV | | 100 | 100 | 100 | 100 | 100 | 100 | 100 | 100 | 100 | 100 | 100 | 100 | 100 | 100 | 100 | 100 | 100 | 100 | 100 | 100 | 100 | 100 | 100 | 100 | 100 | 100 | 100 | 100 | 100 | 100 | 100 |
| Daily average | Monthly maximum | 4 | Daily average | | 2 | 2 | 3 | 2 | 3 | 3 | 2 | 3 | 2 | 3 | 2 | 3 | 4 | 3 | 2 | 2 | 3 | 3 | 3 | 3 | 3 | 3 | 3 | 2 | 2 | 3 | 2 | 2 | 2 | 2 | 2 |
| | No of invalid days | 0 | Value Valid? | | Y | Y | Y | Y | Y | Y | Y | Y | Y | Y | Y | Y | Y | Y | Y | Y | Y | Y | Y | Y | Y | Y | Y | Y | Y | Y | Y | Y | Y | Y | |
| | Sum of exceedances | 0 | Value Exceeds ELV? | | N | N | N | N | N | N | N | N | N | N | N | N | N | N | N | N | N | N | N | N | N | N | N | N | N | N | N | N | N | N | N |

Signed.....

Date.....

(Authorised to sign as a representative of the Operator)

16/01/2020

Permit Reference Number : EPR/AB3092CV

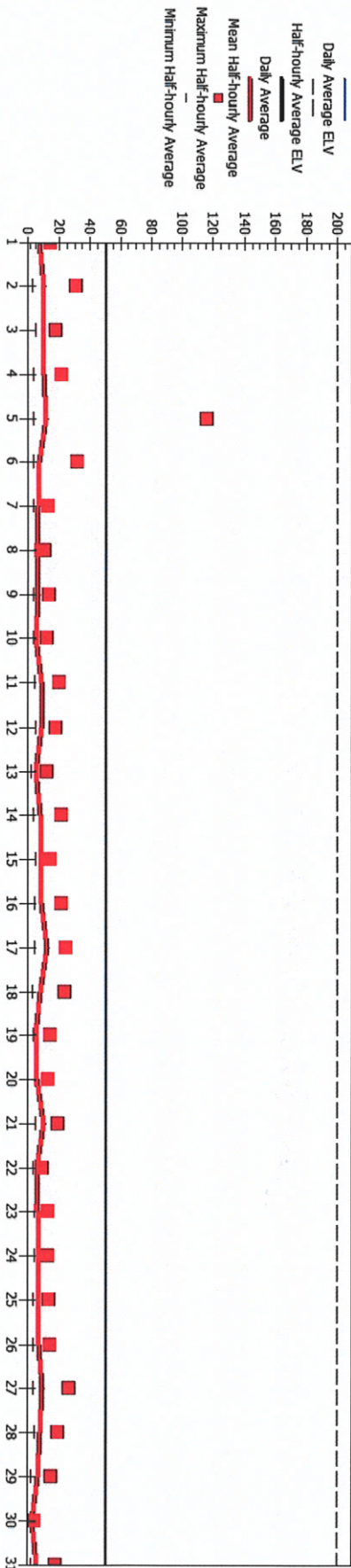
Operator : WTI (UK) Ltd

Installation: Parc Adfer ERF

Form Number:

Reporting of Continuously Monitored Emissions to Air for SO₂ mg/Nm³ at Emission Point A1 For the month of December 2019

Daily and Half-hourly Average Monitoring Data



| | Monthly summary | | Date | | 1 | 2 | 3 | 4 | 5 | 6 | 7 | 8 | 9 | 10 | 11 | 12 | 13 | 14 | 15 | 16 | 17 | 18 | 19 | 20 | 21 | 22 | 23 | 24 | 25 | 26 | 27 | 28 | 29 | 30 | 31 |
|---------------------|-----------------------|-----|-----------------------------|--|-----|-----|-----|-----|-----|-----|-----|-----|-----|-----|-----|-----|-----|-----|-----|-----|-----|-----|-----|-----|-----|-----|-----|-----|-----|-----|-----|-----|-----|-----|-----|
| | | | Half-hourly average ELV | | 200 | 200 | 200 | 200 | 200 | 200 | 200 | 200 | 200 | 200 | 200 | 200 | 200 | 200 | 200 | 200 | 200 | 200 | 200 | 200 | 200 | 200 | 200 | 200 | 200 | 200 | 200 | 200 | 200 | 200 | 200 |
| | Monthly maximum | 115 | Maximum Half-hourly average | | 13 | 30 | 17 | 21 | 115 | 31 | 12 | 10 | 13 | 12 | 19 | 17 | 11 | 21 | 13 | 21 | 24 | 23 | 13 | 12 | 19 | 8 | 12 | 12 | 13 | 14 | 26 | 18 | 14 | 4 | 17 |
| Half-hourly average | Monthly mean | 7 | Mean Half-hourly average | | 7 | 10 | 9 | 10 | 11 | 7 | 6 | 5 | 6 | 5 | 8 | 8 | 4 | 8 | 8 | 9 | 12 | 8 | 5 | 6 | 10 | 5 | 6 | 6 | 7 | 9 | 7 | 6 | 3 | 5 | 5 |
| | Monthly minimum | 1 | Minimum Half-hourly average | | 1 | 2 | 5 | 4 | 3 | 3 | 4 | 4 | 3 | 3 | 4 | 5 | 2 | 4 | 5 | 4 | 4 | 3 | 4 | 4 | 5 | 4 | 4 | 4 | 3 | 3 | 3 | 4 | 2 | 2 | 2 |
| | Total Invalid results | 0 | No of Invalid results | | 0 | 0 | 0 | 0 | 0 | 0 | 0 | 0 | 0 | 0 | 0 | 0 | 0 | 0 | 0 | 0 | 0 | 0 | 0 | 0 | 0 | 0 | 0 | 0 | 0 | 0 | 0 | 0 | 0 | 0 | 0 |
| | Sum of exceedances | 0 | No of exceedances of ELV | | 0 | 0 | 0 | 0 | 0 | 0 | 0 | 0 | 0 | 0 | 0 | 0 | 0 | 0 | 0 | 0 | 0 | 0 | 0 | 0 | 0 | 0 | 0 | 0 | 0 | 0 | 0 | 0 | 0 | 0 | 0 |
| | | | Daily average ELV | | 50 | 50 | 50 | 50 | 50 | 50 | 50 | 50 | 50 | 50 | 50 | 50 | 50 | 50 | 50 | 50 | 50 | 50 | 50 | 50 | 50 | 50 | 50 | 50 | 50 | 50 | 50 | 50 | 50 | 50 | 50 |
| Daily average | Monthly maximum | 12 | Daily average | | 7 | 10 | 9 | 10 | 11 | 7 | 6 | 5 | 6 | 5 | 8 | 8 | 4 | 8 | 8 | 9 | 12 | 8 | 5 | 6 | 10 | 5 | 6 | 6 | 7 | 9 | 7 | 6 | 3 | 5 | 5 |
| | No of invalid days | 0 | Value Valid? | | Y | Y | Y | Y | Y | Y | Y | Y | Y | Y | Y | Y | Y | Y | Y | Y | Y | Y | Y | Y | Y | Y | Y | Y | Y | Y | Y | Y | Y | Y | |
| | Sum of exceedances | 0 | Value Exceeds ELV? | | N | N | N | N | N | N | N | N | N | N | N | N | N | N | N | N | N | N | N | N | N | N | N | N | N | N | N | N | N | N | N |

Signed.....
(Authorised to sign as a representative of the Operator)

[Signature]

Date.....

16/01/2020