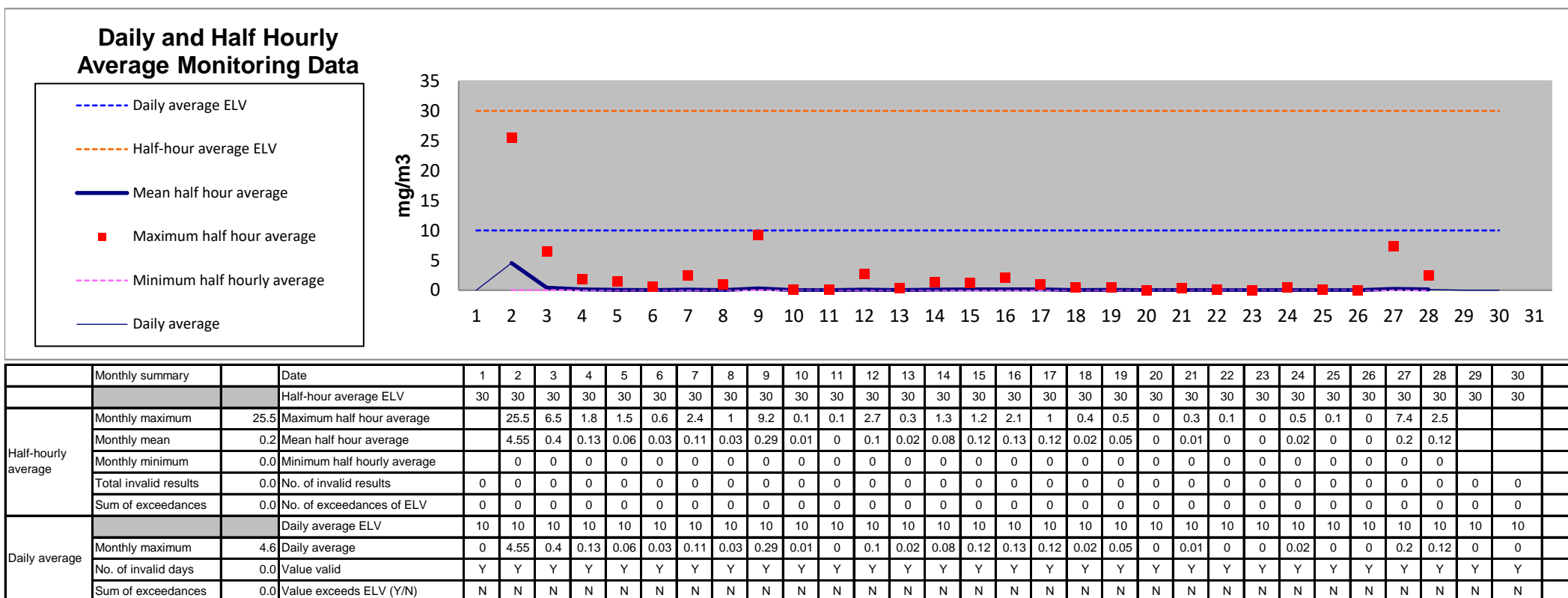


Permit Reference no: WP3836ZF
 Operator: Tradebe Healthcare National Limited
 Installation: Wrexham Clinical Waste Incinerator

Variation Reference Number: EPR/MP3239FQ/V002
 Form Number : Agency Form / A2/ Form Dated 20 October 2011

Reporting of Continuously Monitored Emissions to Air for Particulates from Emission Point A1 for the month of June 2019



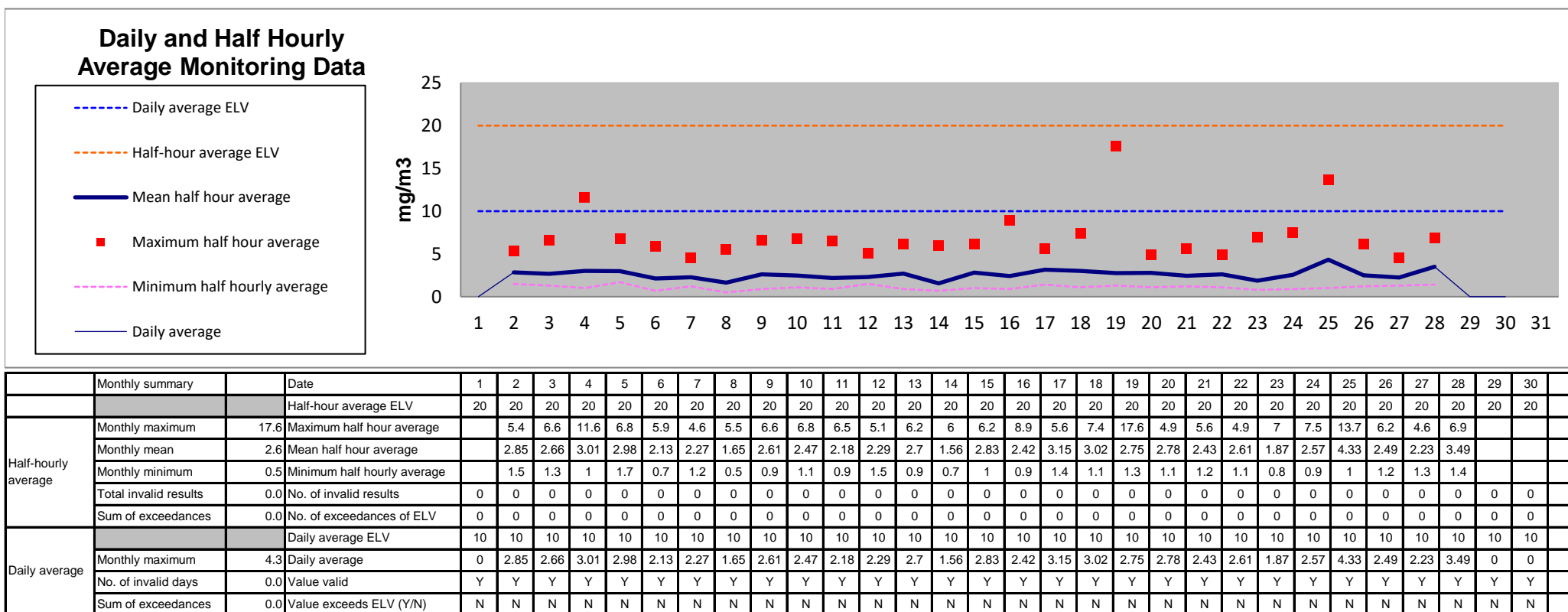
Signed..... Date.....
 (authorised to sign as representative of the Operator)

29th 30th Plant off line

Permit Reference no: WP3836ZF
 Operator: Tradebe Healthcare National Limited
 Installation: Wrexham Clinical Waste Incinerator

Variation Reference Number: EPR/MP3239FQ/V002
 Form Number : Agency Form / A4/ Form Dated 20 October 2011

Reporting of Continuously Monitored Emissions to Air for VOC from Emission Point A1 for the month of June 2019



Signed..... Date.....
 (authorised to sign as representative of the Operator)

Permit Reference no: WP3836ZF

Operator: Tradebe Healthcare National Limited

Installation: Wrexham Clinical Waste Incinerator

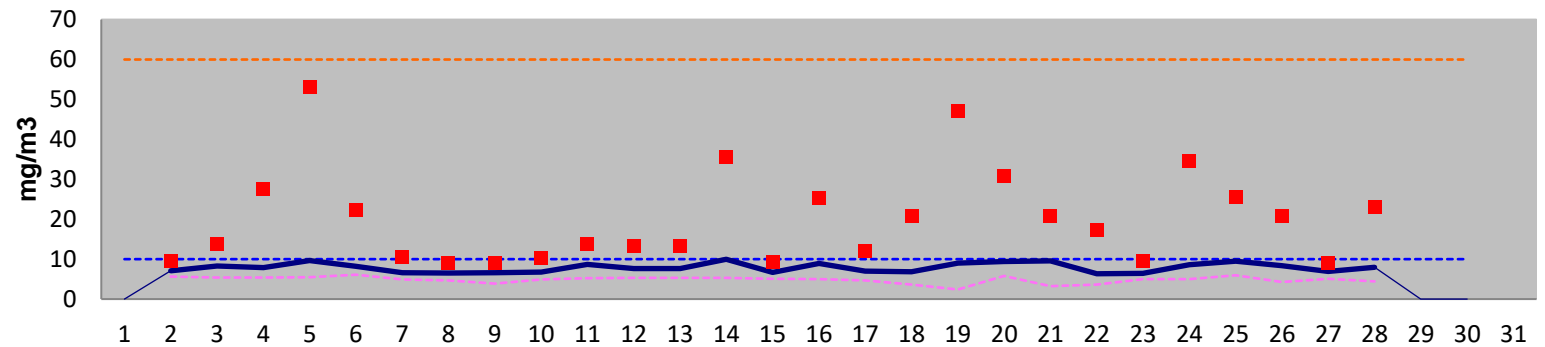
Variation Reference Number: EPR/MP3239FQ/V002

Form Number : Agency Form / A3/ Form Dated 20 October 2011

Reporting of Continuously Monitored Emissions to Air for Hydrogen Chloride from Emission Point A1 for the month of June 2019

Daily and Half Hourly Average Monitoring Data

- Daily average ELV
- Half-hour average ELV
- Mean half hour average
- Maximum half hour average
- Minimum half hourly average
- Daily average



	Monthly summary		Date	1	2	3	4	5	6	7	8	9	10	11	12	13	14	15	16	17	18	19	20	21	22	23	24	25	26	27	28	29	30	
			Half-hour average ELV	60	60	60	60	60	60	60	60	60	60	60	60	60	60	60	60	60	60	60	60	60	60	60	60	60	60	60	60	60	60	
Half-hourly average	Monthly maximum	53.0	Maximum half hour average		9.6	13.7	27.7	53	22.3	10.6	8.9	9.1	10.3	13.9	13.3	13.3	35.7	9.3	25.4	12.1	20.9	47	30.9	20.9	17.4	9.5	34.5	25.7	20.7	9	23.1			
	Monthly mean	7.9	Mean half hour average		7.11	8.28	7.91	9.67	8.23	6.62	6.5	6.64	6.8	8.7	7.64	7.64	9.97	6.65	8.96	7.01	6.82	9.02	9.42	9.6	6.34	6.48	8.62	9.46	8.4	6.95	7.98			
	Monthly minimum	2.4	Minimum half hourly average		5.6	5.4	5.4	5.5	6.1	4.9	4.7	3.9	4.9	5.2	5.3	5.3	5.3	5.1	5	4.7	3.6	2.4	5.8	3.2	3.6	5	5	6	4.3	5.1	4.4			
	Total invalid results	0.0	No. of invalid results	0	0	0	0	0	0	0	0	0	0	0	0	0	0	0	0	0	0	0	0	0	0	0	0	0	0	0	0	0	0	
	Sum of exceedances	0.0	No. of exceedances of ELV	0	0	0	0	0	0	0	0	0	0	0	0	0	0	0	0	0	0	0	0	0	0	0	0	0	0	0	0	0	0	0
Daily average			Daily average ELV	10	10	10	10	10	10	10	10	10	10	10	10	10	10	10	10	10	10	10	10	10	10	10	10	10	10	10	10	10	10	10
	Monthly maximum	10.0	Daily average	0	7.11	8.28	7.91	9.67	8.23	6.62	6.5	6.64	6.8	8.7	7.64	7.64	9.97	6.65	8.96	7.01	6.82	9.02	9.42	9.6	6.34	6.48	8.62	9.46	8.4	6.95	7.98	0	0	
	No. of invalid days	0.0	Value valid	Y	Y	Y	Y	Y	Y	Y	Y	Y	Y	Y	Y	Y	Y	Y	Y	Y	Y	Y	Y	Y	Y	Y	Y	Y	Y	Y	Y	Y	Y	
	Sum of exceedances	0.0	Value exceeds ELV (Y/N)	N	N	N	N	N	N	N	N	N	N	N	N	N	N	N	N	N	N	N	N	N	N	N	N	N	N	N	N	N	N	N

Signed..... Date.....
(authorised to sign as representative of the Operator)

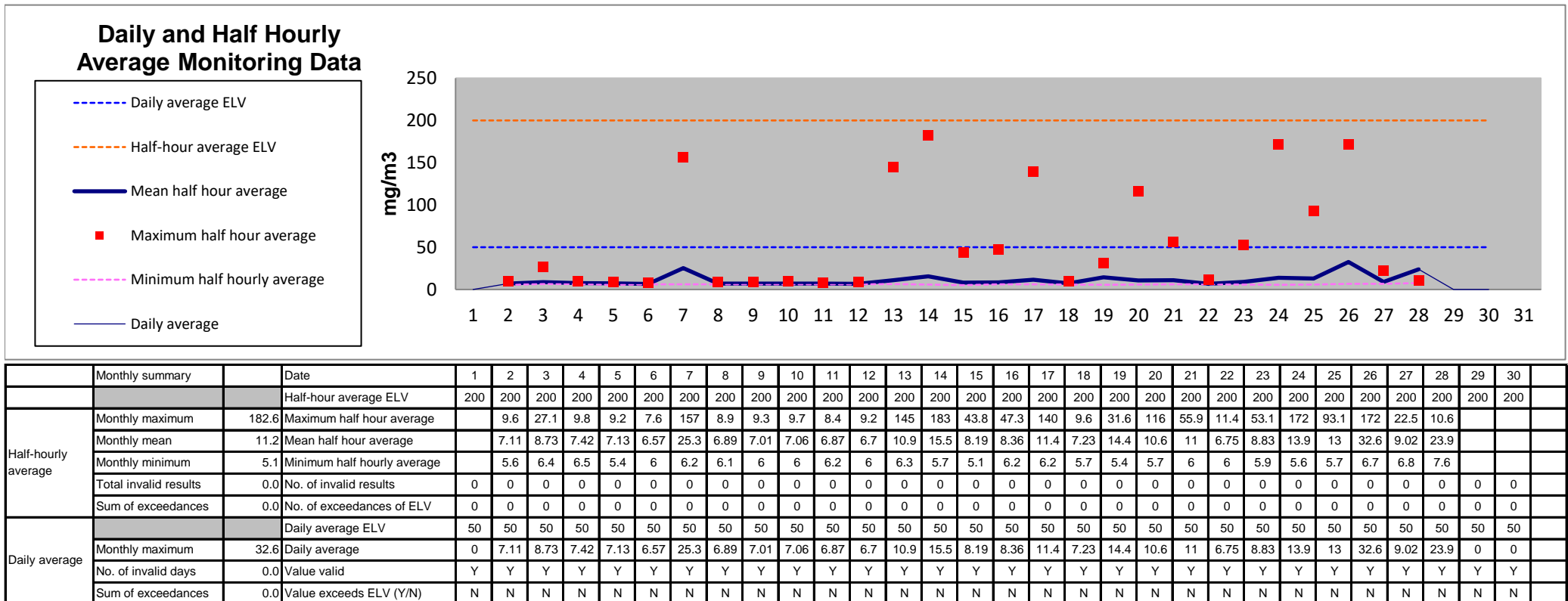
Permit Reference no: WP3836ZF

Operator: Tradebe Healthcare National Limited
Installation: Wrexham Clinical Waste Incinerator

Variation Reference Number: EPR/MP3239FQ/V002

Form Number : Agency Form / A6/ Form Dated 20 October 2011

Reporting of Continuously Monitored Emissions to Air for Sulphur Dioxide from Emission Point A1 for the month of June 2019



Signed..... Date.....
(authorised to sign as representative of the Operator)

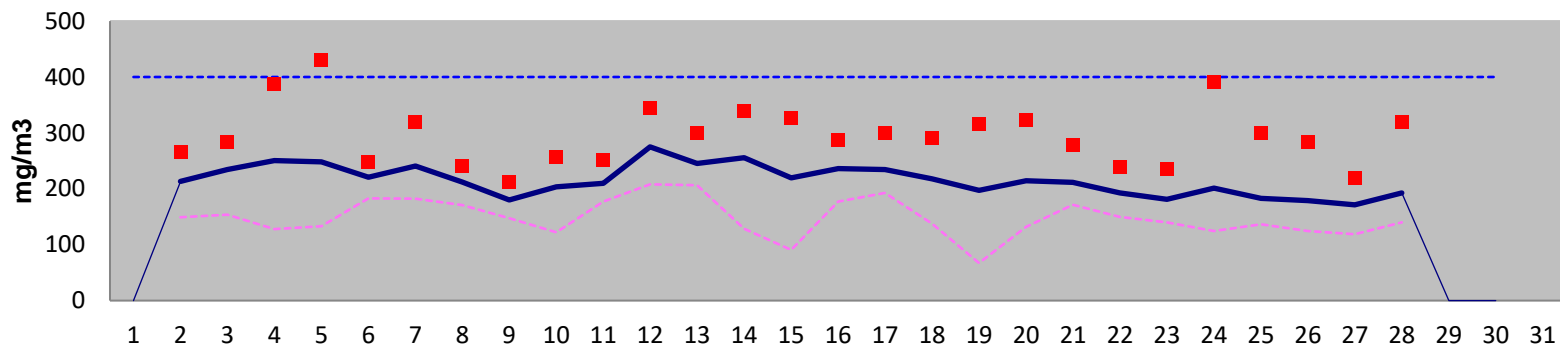
Permit Reference no: WP3836ZF
Operator: Tradebe Healthcare National Limited
Installation: Wrexham Clinical Waste Incinerator

Variation Reference Number: EPR/MP3239FQ/V002
Form Number : Agency Form / A7/ Form Dated 20 October 2011

Reporting of Continuously Monitored Emissions to Air for Oxides of Nitrogen from Emission Point A1 for the month of June 2019

Daily and Half Hourly Average Monitoring Data

- Daily average ELV
- Half-hour average ELV
- Mean half hour average
- Maximum half hour average
- Minimum half hourly average
- Daily average



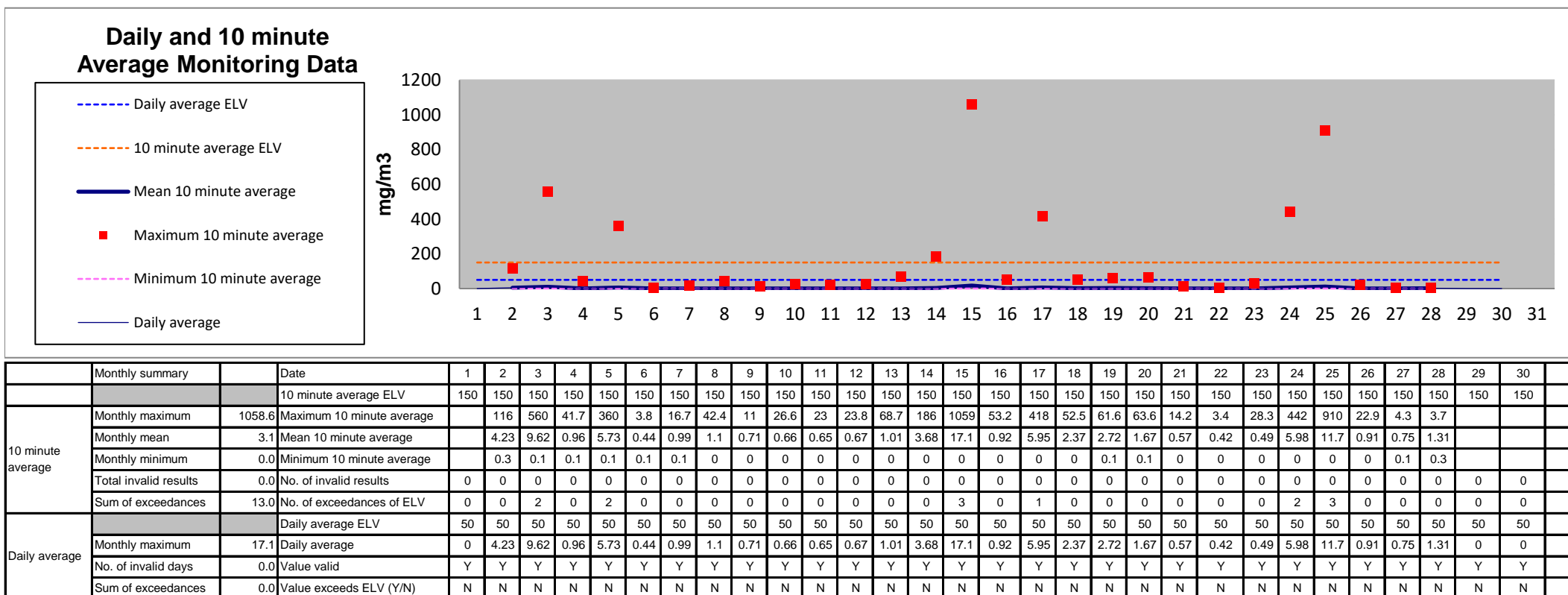
	Monthly summary		Date	1	2	3	4	5	6	7	8	9	10	11	12	13	14	15	16	17	18	19	20	21	22	23	24	25	26	27	28	29	30
			Half-hour average ELV																														
Half-hourly average	Monthly maximum	430.3	Maximum half hour average		265.1	284	388	430	248	319	241	212	257	251	345	300	339	327	287	300	290	316	324	278	238	236	392	299	283	219	319		
	Monthly mean	215.6	Mean half hour average		213.01	234	251	248	221	241	212	180	204	210	275	245	256	220	236	234	218	197	215	211	193	181	201	183	179	171	193		
	Monthly minimum	67.2	Minimum half hourly average		148.9	154	128	133	183	182	171	147	122	177	208	207	129	90.6	177	193	138	67.2	132	171	150	140	124	136	125	119	140		
	Total invalid results	0.0	No. of invalid results	0	0	0	0	0	0	0	0	0	0	0	0	0	0	0	0	0	0	0	0	0	0	0	0	0	0	0	0	0	0
	Sum of exceedances	0.0	No. of exceedances of ELV	0	0	0	0	0	0	0	0	0	0	0	0	0	0	0	0	0	0	0	0	0	0	0	0	0	0	0	0	0	0
Daily average			Daily average ELV	400	400	400	400	400	400	400	400	400	400	400	400	400	400	400	400	400	400	400	400	400	400	400	400	400	400	400	400	400	400
	Monthly maximum	275.0	Daily average	0	213.01	234	251	248	221	241	212	180	204	210	275	245	256	220	236	234	218	197	215	211	193	181	201	183	179	171	193	0	0
	No. of invalid days	0.0	Value valid	Y	Y	Y	Y	Y	Y	Y	Y	Y	Y	Y	Y	Y	Y	Y	Y	Y	Y	Y	Y	Y	Y	Y	Y	Y	Y	Y	Y	Y	Y
	Sum of exceedances	0.0	Value exceeds ELV (Y/N)	N	N	N	N	N	N	N	N	N	N	N	N	N	N	N	N	N	N	N	N	N	N	N	N	N	N	N	N	N	N

Signed..... Date.....
(authorised to sign as representative of the Operator)

Permit Reference no: WP3836ZF
Operator: Tradebe Healthcare National Limited
Installation: Wrexham Clinical Waste Incinerator

Variation Reference Number: EPR/MP3239FQ/V002
Form Number : Agency Form / A5/ Form Dated 20 October 2011

Reporting of Continuously Monitored Emissions to Air for Carbon Monoxide from Emission Point A1 for the month of June 2019



Signed..... Date.....
(authorised to sign as representative of the Operator)

|

|