

Permit Number: **EPR/DP3137EG**

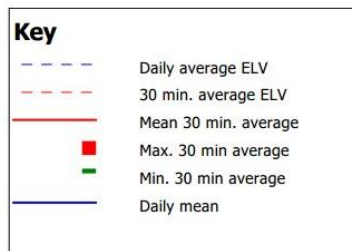
Operator: **Margam Green Energy Limited**

Facility: **Margam Green Energy Plant**

Form Number : **Air 1**

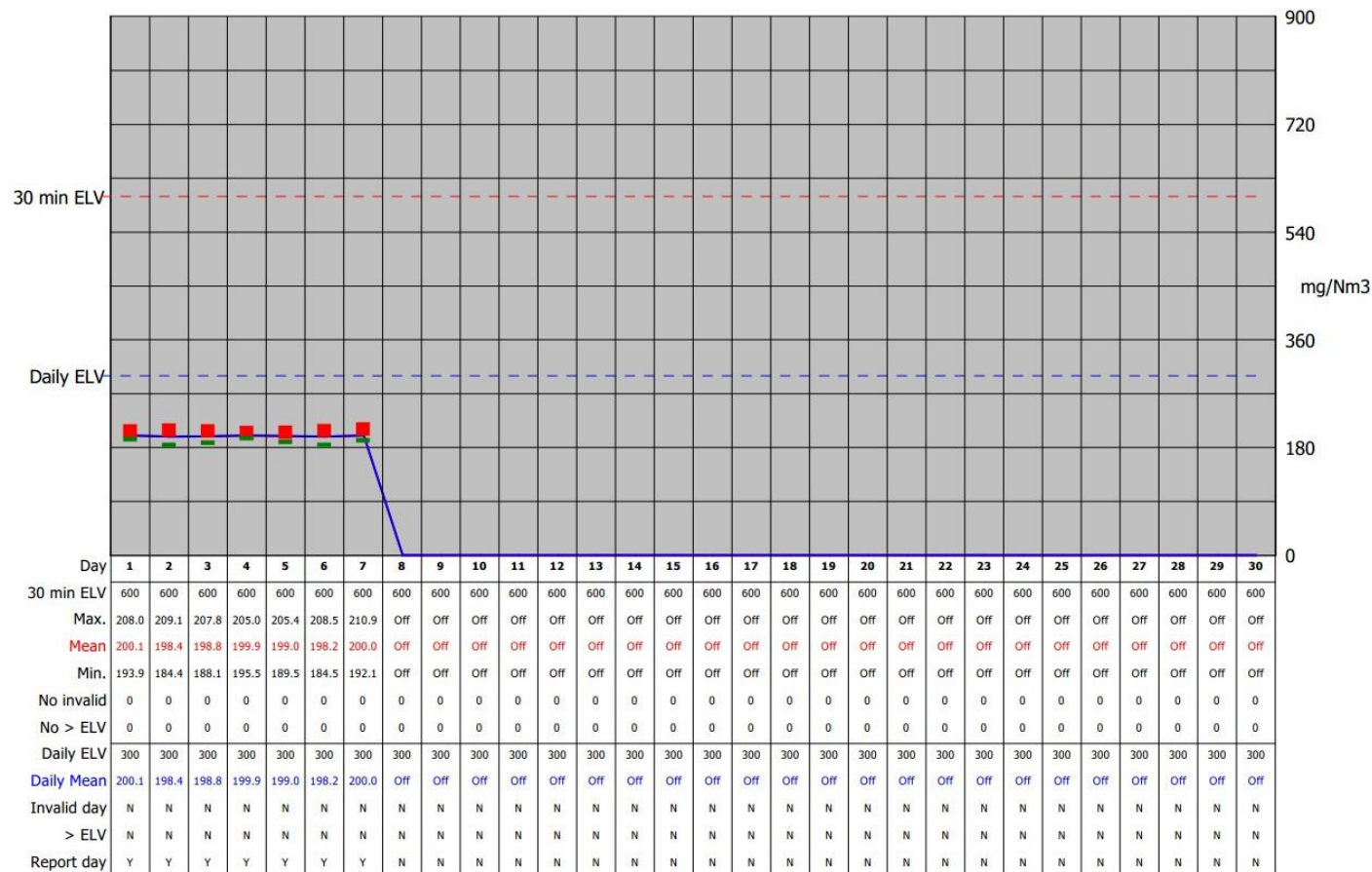
Date: **01/04/20-30/04/20**

Reporting of Continuously Monitored Emissions to Air for NO_x , Emission Point Report for April, 2020



95th Percentile = 205.0
No. of valid averages = 332

Month summary	
30 min ELV	
Monthly max.	210.9
Monthly mean	199.2
Monthly min.	184.4
Total invalid	0
Sum > ELV	0
Daily ELV	
Monthly max	200.1
No. invalid days	0
No. > ELV	0
No. report days	7



SignedJohn Williams

Date.....27/05/2020...

(authorised to sign as representative of **Margam Green Energy Limited**)

Permit Number: **EPR/DP3137EG**

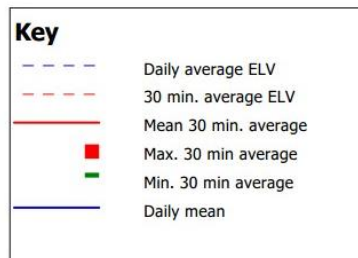
Operator: **Margam Green Energy Limited**

Facility: **Margam Green Energy Plant**

Form Number : **Air 1**

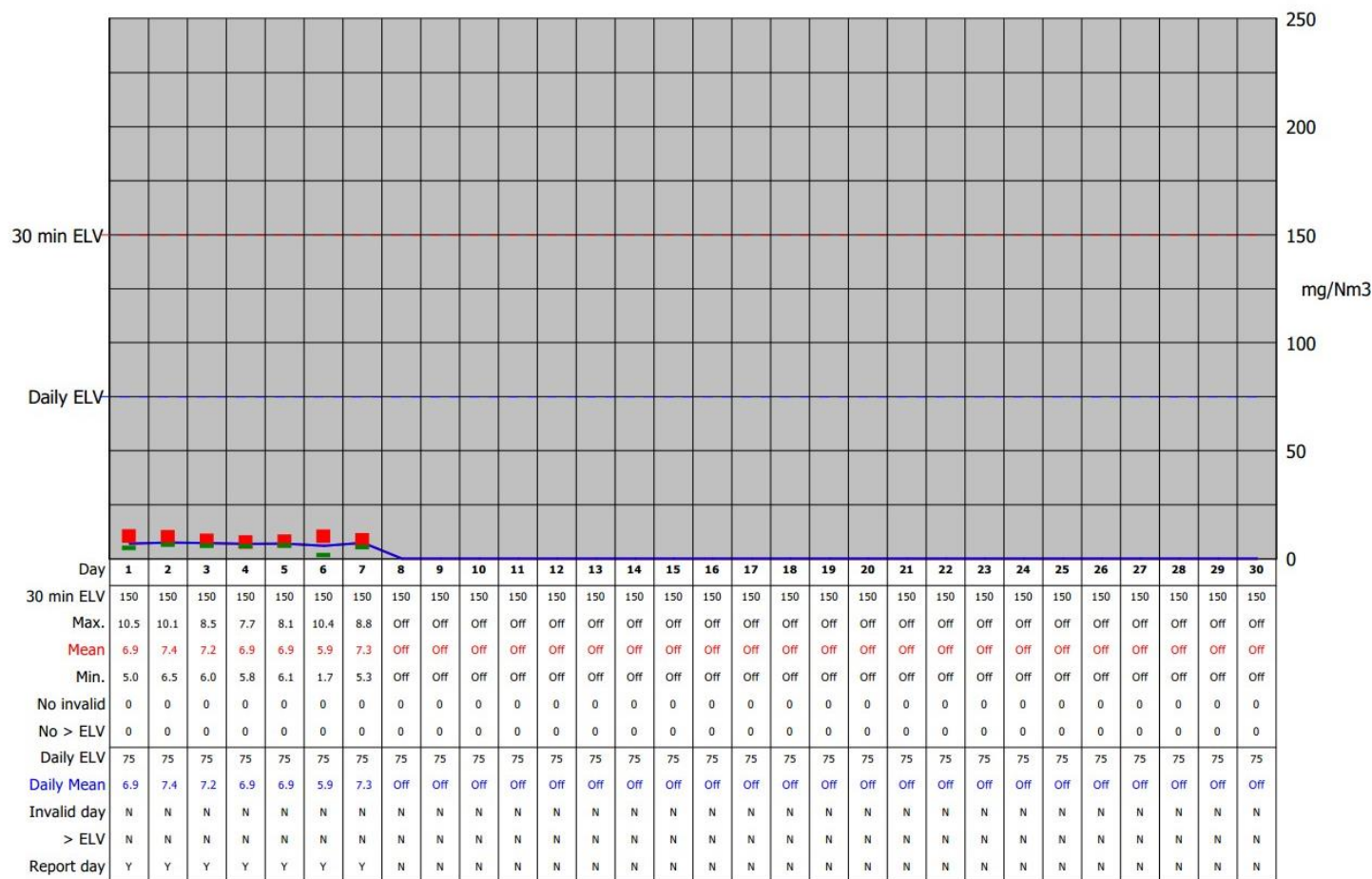
Date: **01/04/20-30/04/20**

Reporting of Continuously Monitored Emissions to Air for CO, Emission Point Report for April, 2020



95th Percentile = 8.3
No. of valid averages = 332

Month summary	
30 min ELV	
Monthly max.	10.5
Monthly mean	6.9
Monthly min.	1.7
Total invalid	0
Sum > ELV	0
Daily ELV	
Monthly max	7.4
No. invalid days	0
No. > ELV	0
No. report days	7



SignedJohn Williams

Date.....27/05/2020...

(authorised to sign as representative of **Margam Green Energy Limited**)

Permit Number: **EPR/DP3137EG**

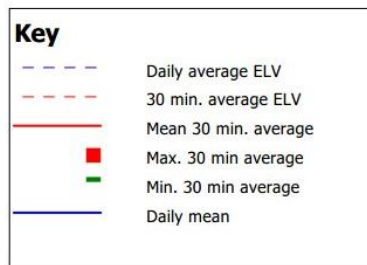
Operator: **Margam Green Energy Limited**

Facility: **Margam Green Energy Plant**

Form Number : **Air 1**

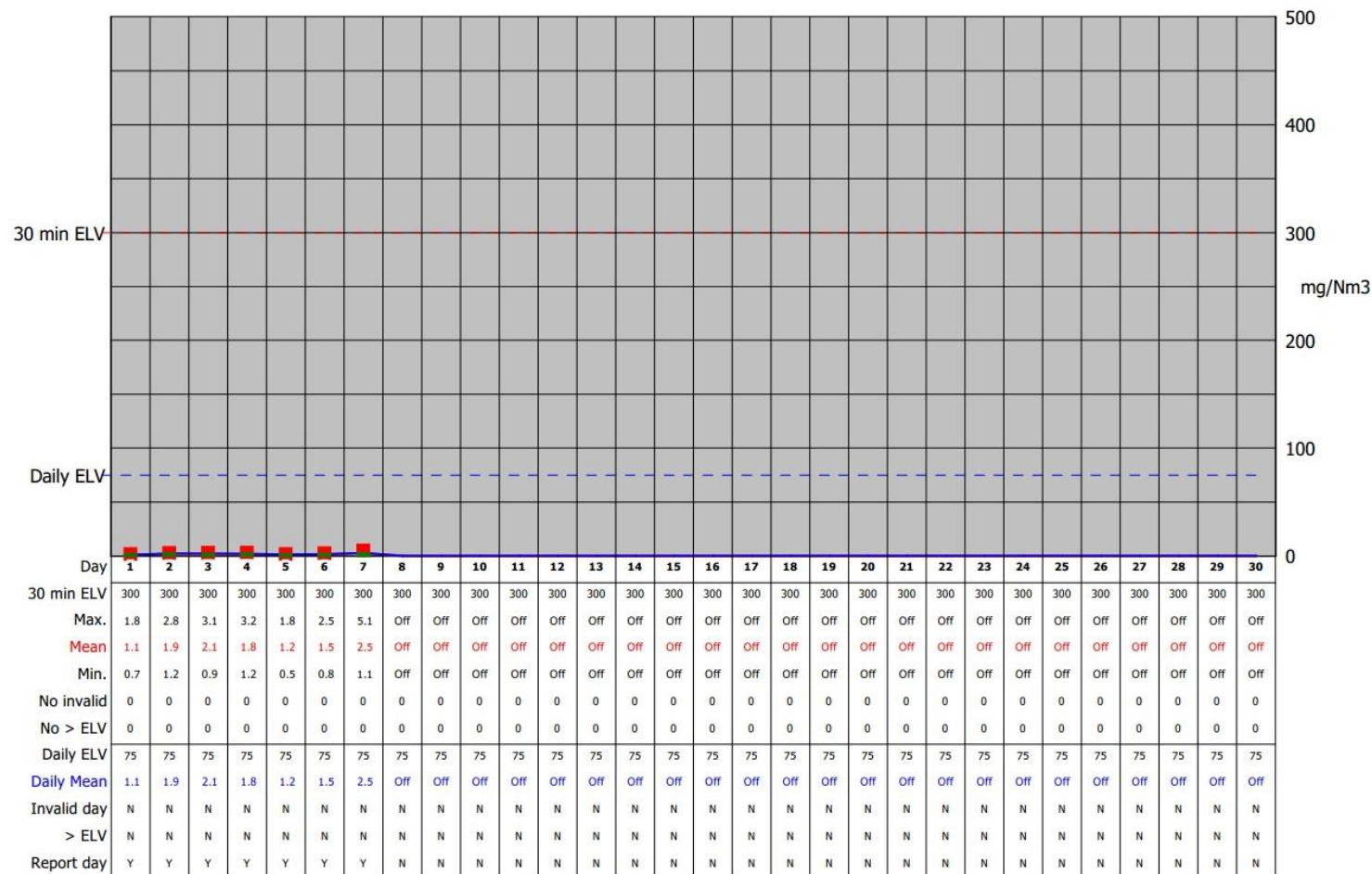
Date: **01/04/20-30/04/20**

Reporting of Continuously Monitored Emissions to Air for SO₂ , Emission Point Report for April, 2020



95th Percentile = 2.9
No. of valid averages = 332

Month summary	
30 min ELV	
Monthly max.	5.1
Monthly mean	1.7
Monthly min.	0.5
Total invalid	0
Sum > ELV	0
Daily ELV	
Monthly max	2.5
No. invalid days	0
No. > ELV	0
No. report days	7



SignedJohn Williams

Date.....27/05/2020...

(authorised to sign as representative of **Margam Green Energy Limited**)

Permit Number: **EPR/DP3137EG**

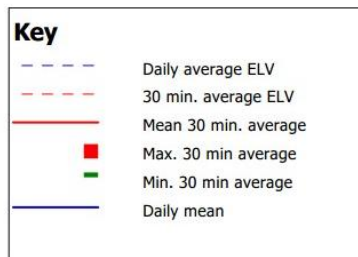
Operator: **Margam Green Energy Limited**

Facility: **Margam Green Energy Plant**

Form Number : **Air 1**

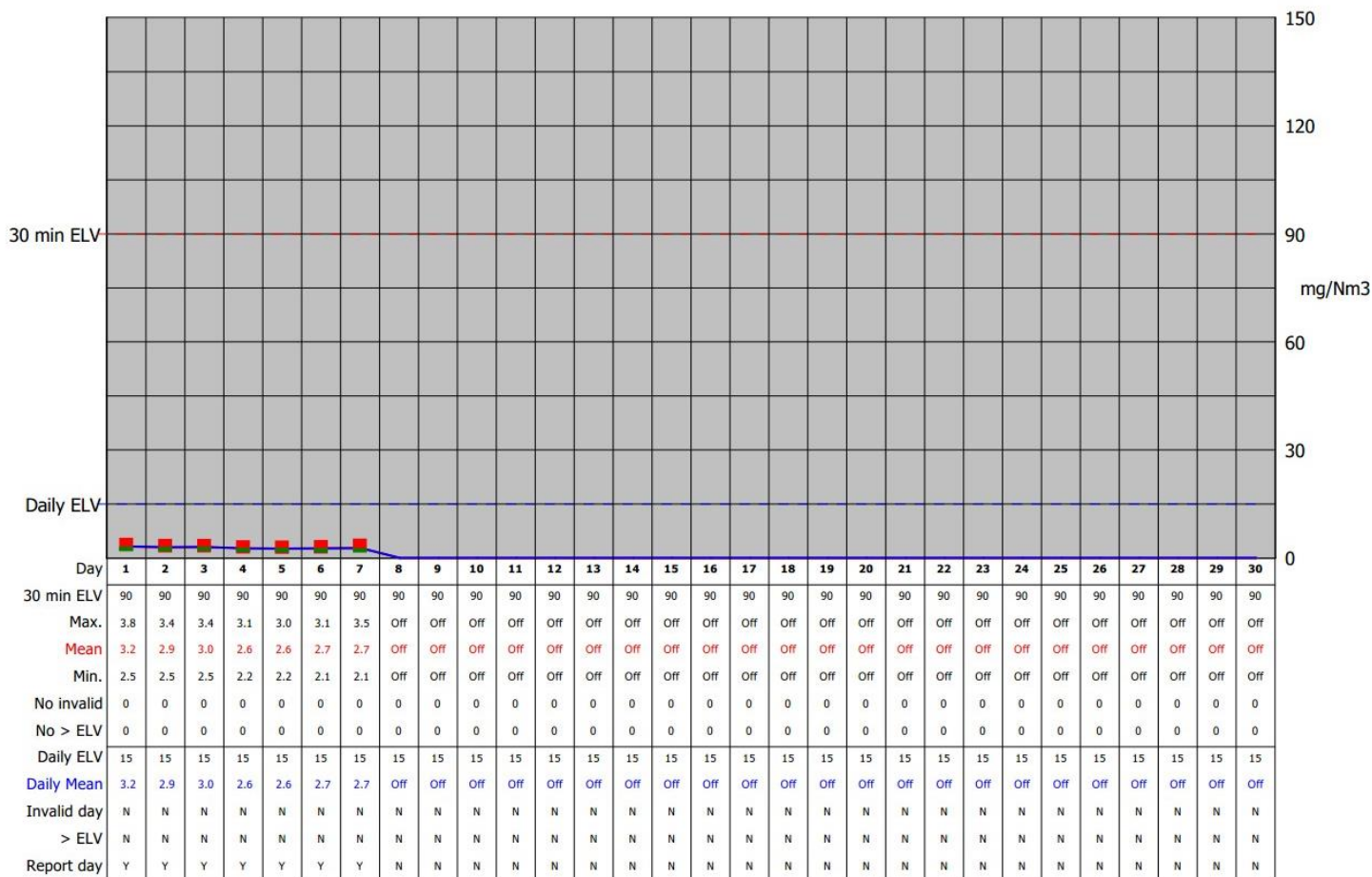
Date: **01/04/20-30/04/20**

Reporting of Continuously Monitored Emissions to Air for HCl, Emission Point Report for April, 2020



95th Percentile = 3.4
No. of valid averages = 332

Month summary	
30 min ELV	
Monthly max.	3.8
Monthly mean	2.8
Monthly min.	2.1
Total invalid	0
Sum > ELV	0
Daily ELV	
Monthly max	3.2
No. invalid days	0
No. > ELV	0
No. report days	7



SignedJohn Williams

Date.....27/05/2020...

(authorised to sign as representative of **Margam Green Energy Limited**)

Permit Number: **EPR/DP3137EG**


Operator: **Margam Green Energy Limited**

Facility: **Margam Green Energy Plant**

Form Number : **Air 1**

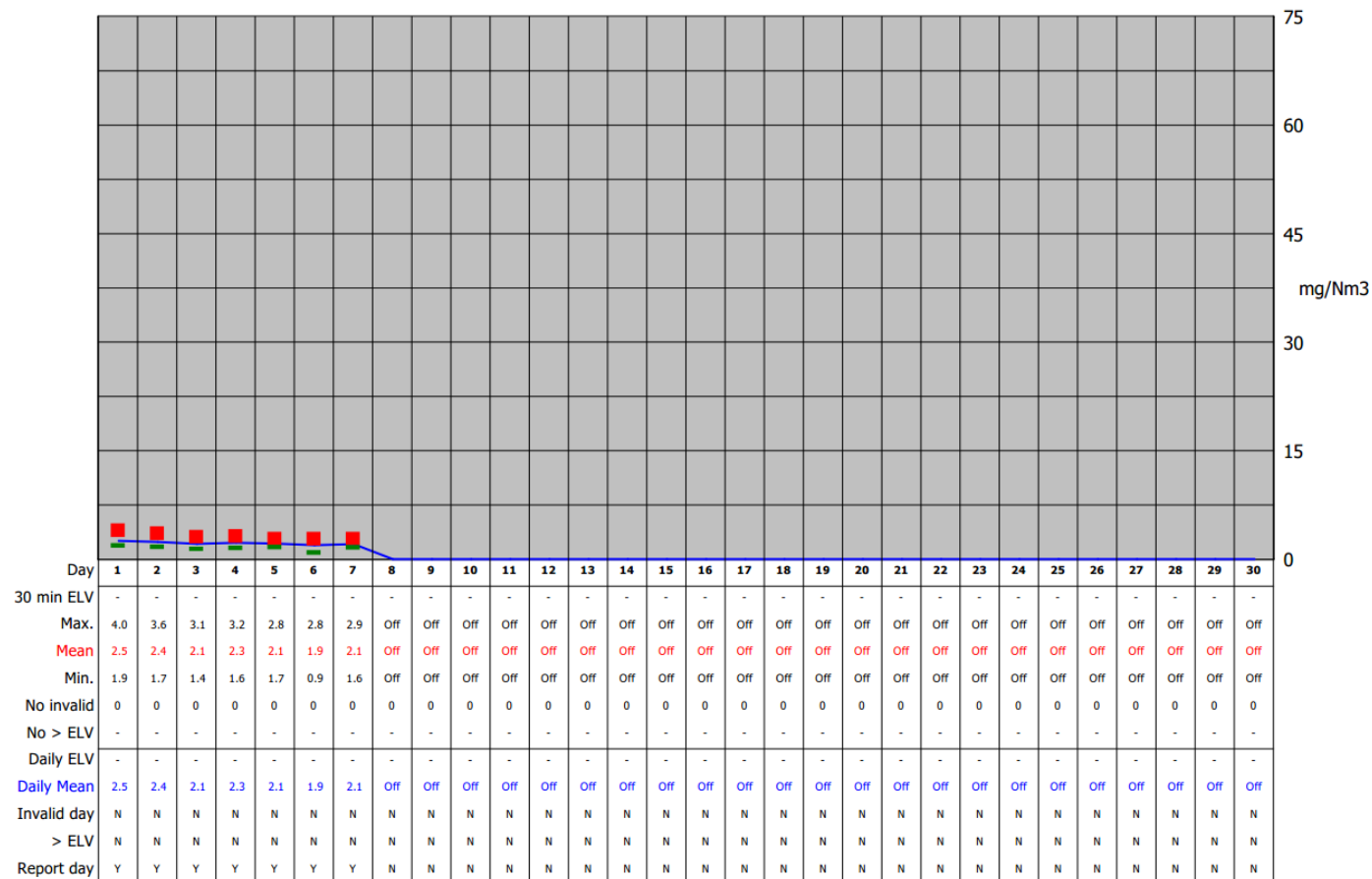
Date: **01/04/20-30/04/20**

Reporting of Continuously Monitored Emissions to Air for NH₃ , Emission Point Report for April, 2020



95th Percentile = 2.9
No. of valid averages = 332

Month summary	
30 min ELV	
Monthly max.	4.0
Monthly mean	2.2
Monthly min.	0.9
Total invalid	0
Sum > ELV	0
Daily ELV	
Monthly max	2.5
No. invalid days	0
No. > ELV	0
No. report days	7



SignedJohn Williams

Date.....27/05/2020...

(authorised to sign as representative of **Margam Green Energy Limited**)

Permit Number: **EPR/DP3137EG**

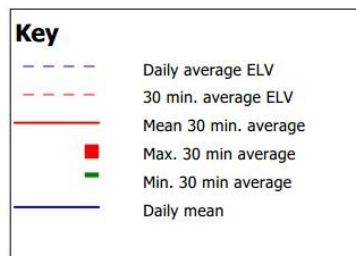
Operator: **Margam Green Energy Limited**

Facility: **Margam Green Energy Plant**

Form Number : **Air 1**

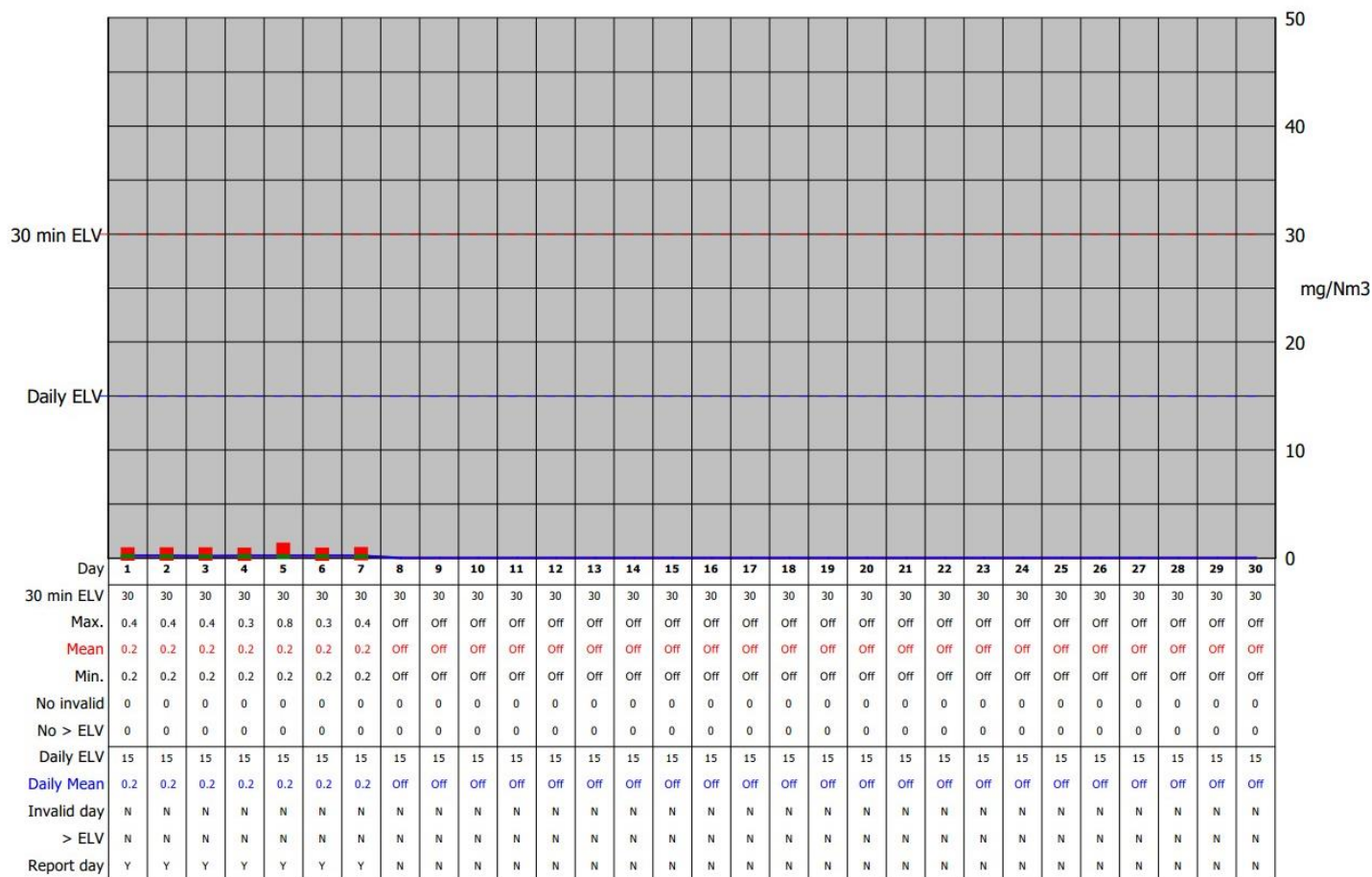
Date: **01/04/20-30/04/20**

Reporting of Continuously Monitored Emissions to Air for TOC, Emission Point Report for April, 2020



95th Percentile = 0.3
No. of valid averages = 332

Month summary	
30 min ELV	
Monthly max.	0.8
Monthly mean	0.2
Monthly min.	0.2
Total invalid	0
Sum > ELV	0
Daily ELV	
Monthly max	0.2
No. invalid days	0
No. > ELV	0
No. report days	7



SignedJohn Williams

Date.....27/05/2020...

(authorised to sign as representative of **Margam Green Energy Limited**)

Permit Number: **EPR/DP3137EG**

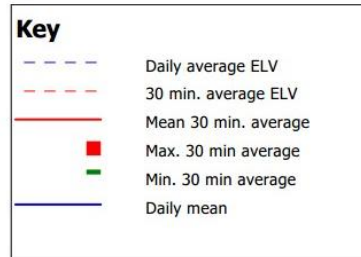
Operator: **Margam Green Energy Limited**

Facility: **Margam Green Energy Plant**

Form Number : **Air 1**

Date: **01/04/20-30/04/20**

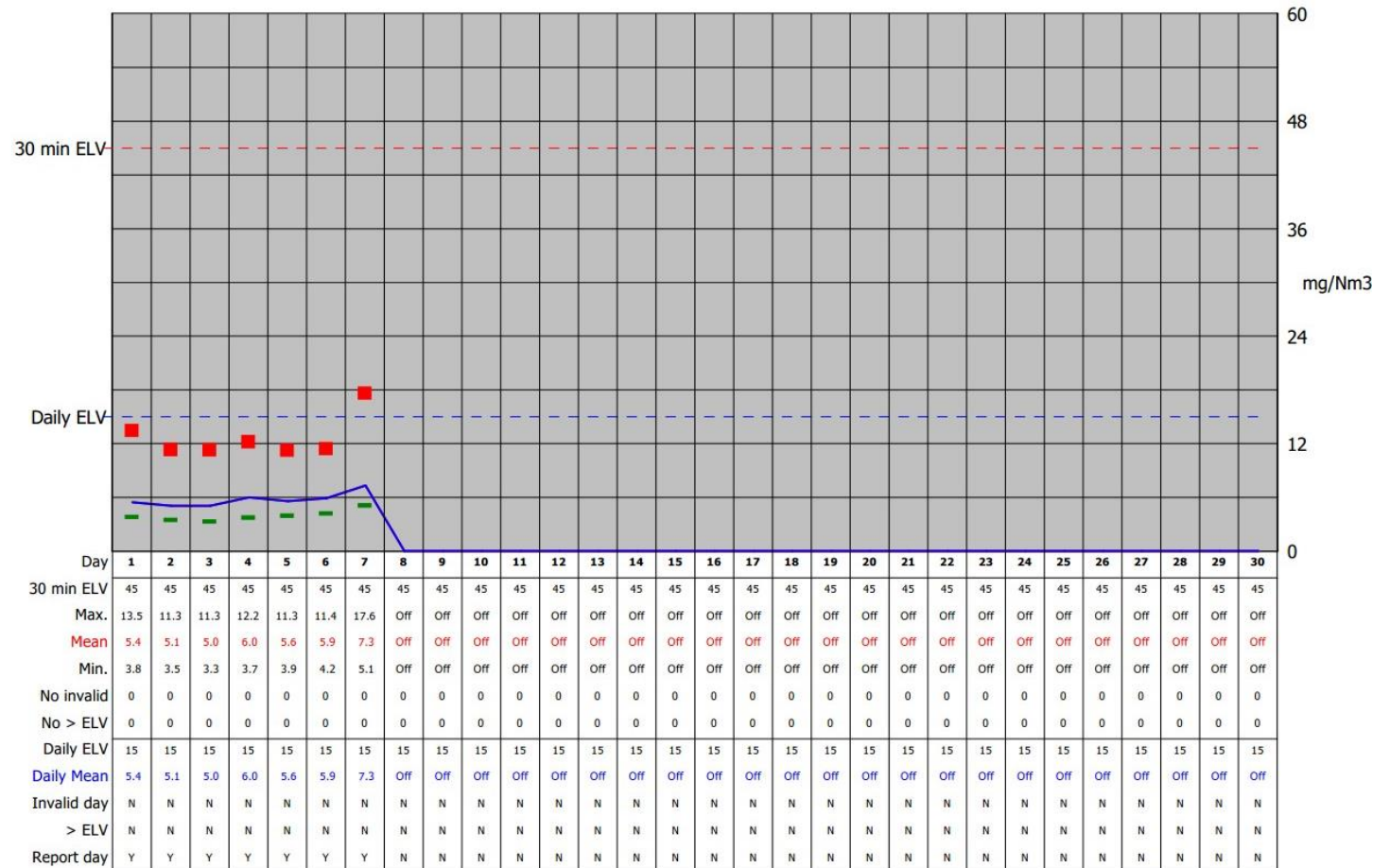
Reporting of Continuously Monitored Emissions to Air for Dust, Emission Point Report for April, 2020



95th Percentile = 10.0

No. of valid averages = 332

Month summary	
30 min ELV	
Monthly max.	17.6
Monthly mean	5.7
Monthly min.	3.3
Total invalid	0
Sum > ELV	0
Daily ELV	
Monthly max	7.3
No. invalid days	0
No. > ELV	0
No. report days	7



SignedJohn Williams

Date.....27/05/2020...

(authorised to sign as representative of **Margam Green Energy Limited**)

Permit Number: **EPR/DP3137EG**

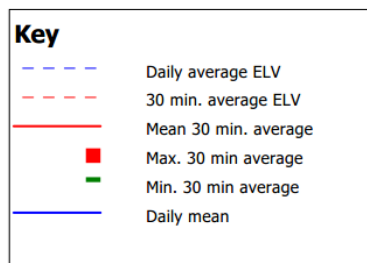
Operator: **Margam Green Energy Limited**

Facility: **Margam Green Energy Plant**

Form Number : **Air 1**

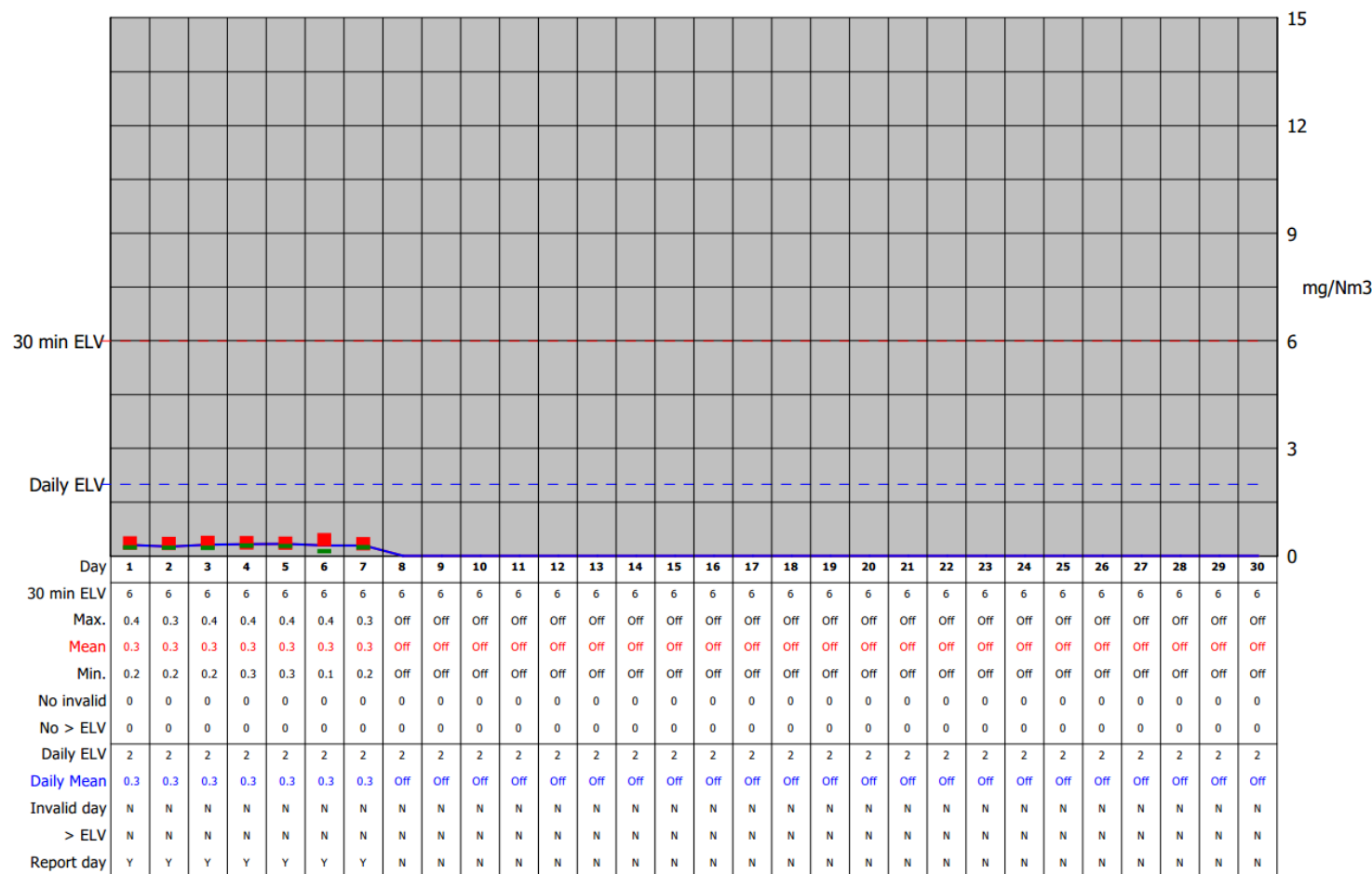
Date: **01/04/20-30/04/20**

Reporting of Continuously Monitored Emissions to Air for HF, Emission Point Report for April, 2020



95th Percentile = 0.3
No. of valid averages = 332

Month summary	
30 min ELV	
Monthly max.	0.4
Monthly mean	0.3
Monthly min.	0.1
Total invalid	0
Sum > ELV	0
Daily ELV	
Monthly max	0.3
No. invalid days	0
No. > ELV	0
No. report days	7



SignedJohn Williams

Date.....27/05/2020...

(authorised to sign as representative of **Margam Green Energy Limited**)

Permit Number: **EPR/DP3137EG**

Operator: **Margam Green Energy Limited**

Facility: **Margam Green Energy Plant**

Form Number : **Air 1** Date: **01/04/20-30/04/20**

SignedJohn Williams Date.....28/02/2020...
(authorised to sign as representative of **Margam Green Energy Limited**)