

Permit Number: **EPR/DP3137EG**

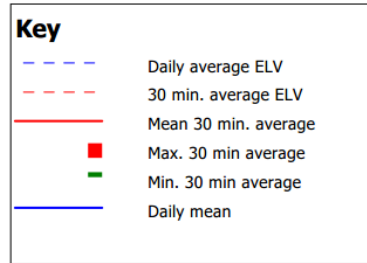
Operator: **Margam Green Energy Limited**

Facility: **Margam Green Energy Plant**

Form Number : **Air 1**

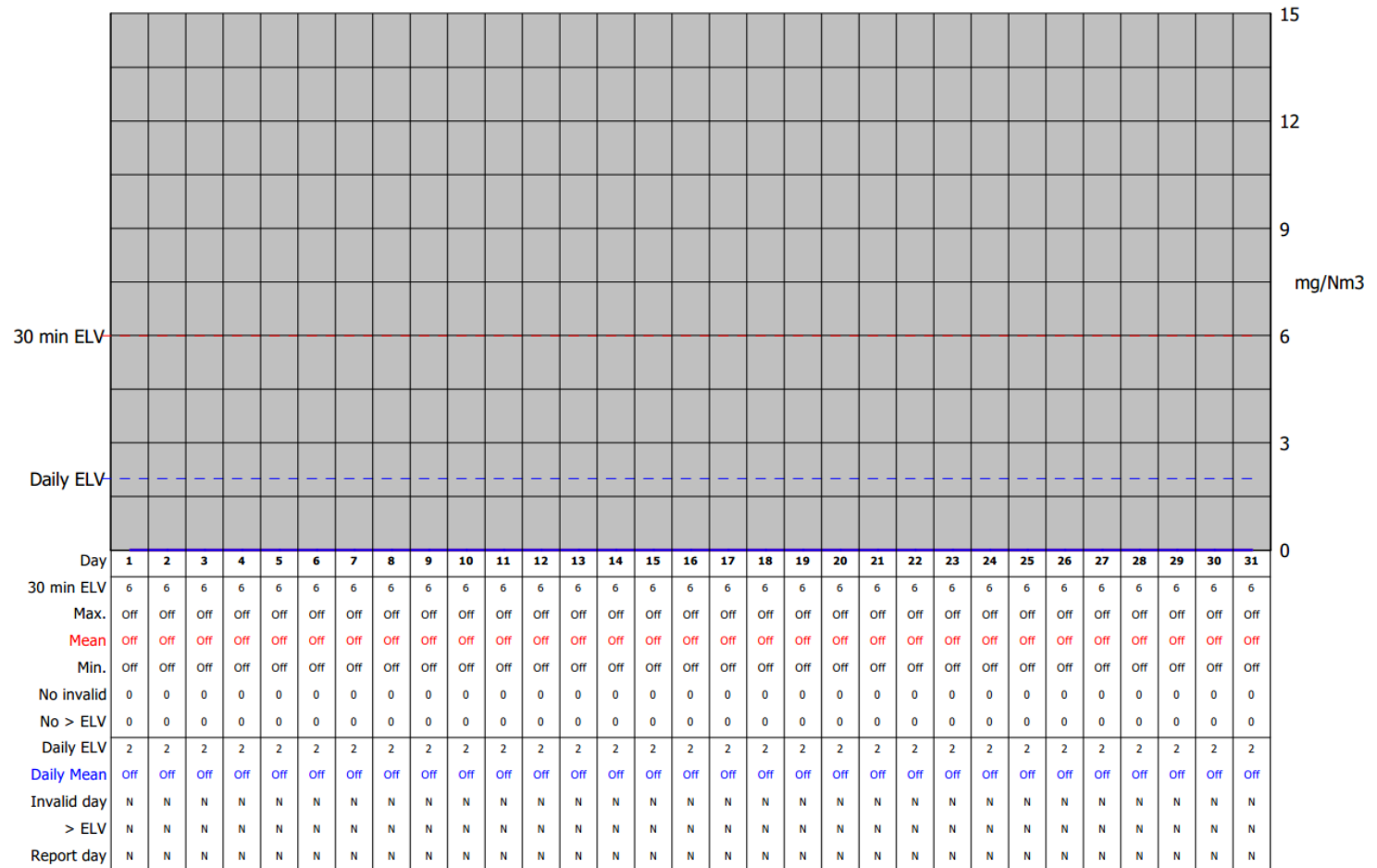
Date: **01/05/20-31/05/20**

### Reporting of Continuously Monitored Emissions to Air for HF, Emission Point Report for May, 2020



95th Percentile = n/a  
No. of valid averages = 0

| Month summary     |     |
|-------------------|-----|
| <b>30 min ELV</b> |     |
| Monthly max.      | 0.0 |
| Monthly mean      | Nan |
| Monthly min.      | -   |
| Total invalid     | 0   |
| Sum > ELV         | 0   |
| <b>Daily ELV</b>  |     |
| Monthly max       | -   |
| No. invalid days  | 0   |
| No. > ELV         | 0   |
| No. report days   | 0   |



Signed .....John Williams .....

Date.....11/06/2020...

(authorised to sign as representative of **Margam Green Energy Limited**)

Permit Number: **EPR/DP3137EG**

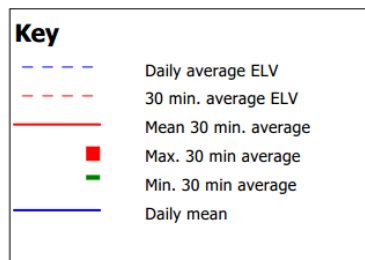
Operator: **Margam Green Energy Limited**

Facility: **Margam Green Energy Plant**

Form Number : **Air 1**


Date: **01/05/20-31/05/20**

### Reporting of Continuously Monitored Emissions to Air for TOC, Emission Point Report for May, 2020



95th Percentile = n/a  
No. of valid averages = 0

| Month summary     |     |
|-------------------|-----|
| <b>30 min ELV</b> |     |
| Monthly max.      | 0.0 |
| Monthly mean      | Nan |
| Monthly min.      | -   |
| Total invalid     | 0   |
| Sum > ELV         | 0   |
| <b>Daily ELV</b>  |     |
| Monthly max       | -   |
| No. invalid days  | 0   |
| No. > ELV         | 0   |
| No. report days   | 0   |



Signed .....John Williams .....

Date.....11/06/2020...

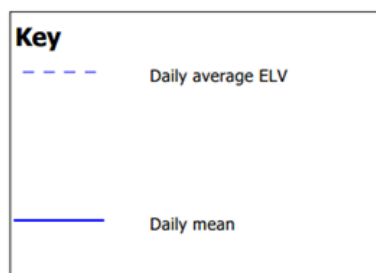
(authorised to sign as representative of **Margam Green Energy Limited**)

Operator: **Margam Green Energy Limited**

Form Number : **Air 1**

Date: 01/05/20-31/05/20

### Reporting of Continuously Monitored Emissions to Air for NH<sub>3</sub>, Emission Point Report for May, 2020



95th Percentile = n/a

No. of valid averages = 0

| Month summary    |     |
|------------------|-----|
| 30 min ELV       |     |
| Monthly max.     | 0.0 |
| Monthly mean     | Nan |
| Monthly min.     | -   |
| Total invalid    | 0   |
| Sum > ELV        | 0   |
| Daily ELV        |     |
| Monthly max      | -   |
| No. invalid days | 0   |
| No. > ELV        | 0   |
| No. report days  | 0   |

[illegible]

Signed .....John Williams .....

Date.....11/06/2020...

(authorised to sign as representative of **Margam Green Energy Limited**)

Permit Number: **EPR/DP3137EG**

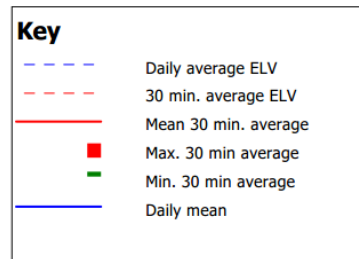
Operator: **Margam Green Energy Limited**

Facility: **Margam Green Energy Plant**

Form Number : **Air 1**

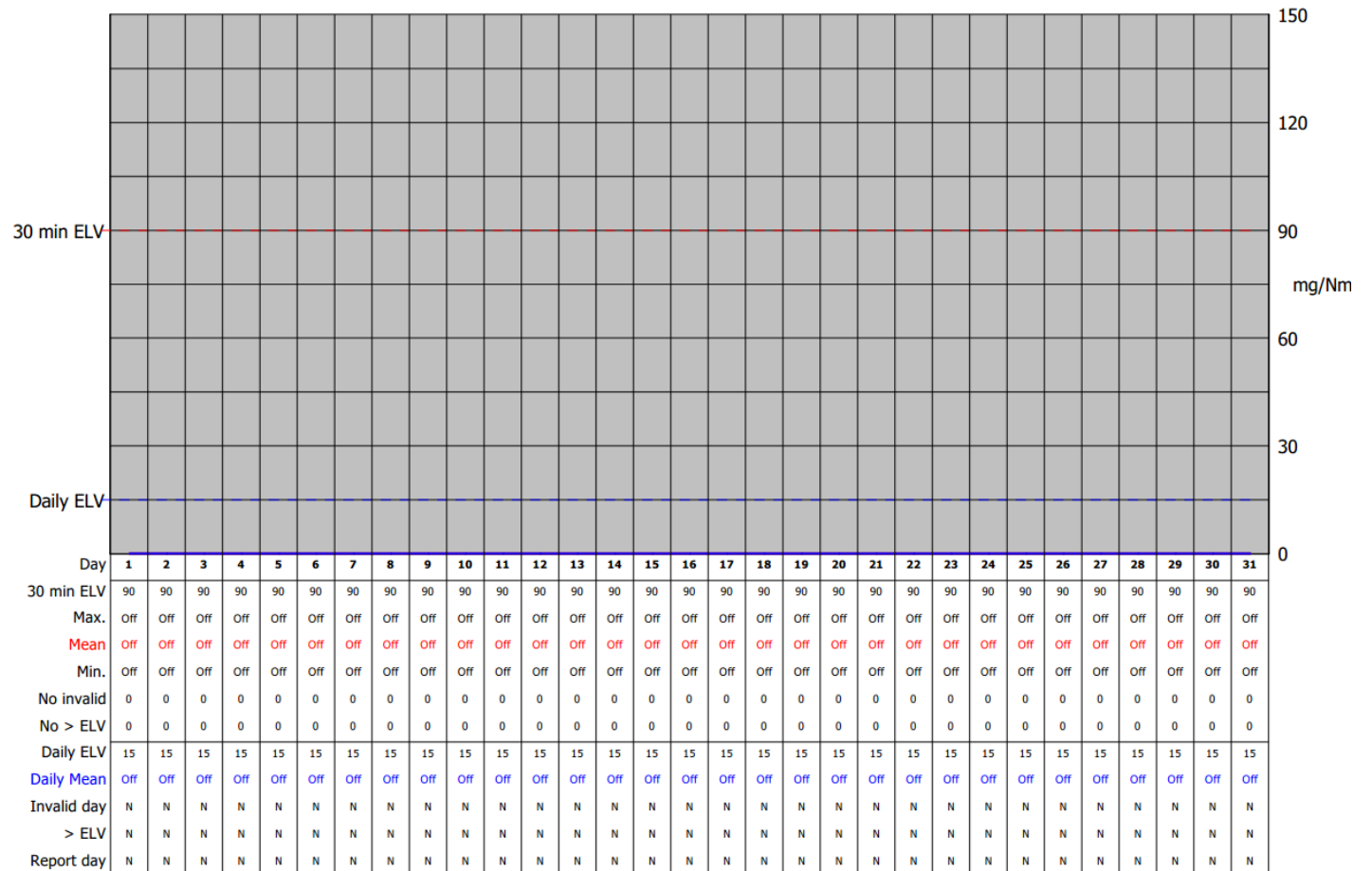
Date: **01/05/20-31/05/20**

### Reporting of Continuously Monitored Emissions to Air for HCl, Emission Point Report for May, 2020



95th Percentile = n/a  
No. of valid averages = 0

| Month summary     |     |
|-------------------|-----|
| <b>30 min ELV</b> |     |
| Monthly max.      | 0.0 |
| Monthly mean      | Nan |
| Monthly min.      | -   |
| Total invalid     | 0   |
| Sum > ELV         | 0   |
| <b>Daily ELV</b>  |     |
| Monthly max       | -   |
| No. invalid days  | 0   |
| No. > ELV         | 0   |
| No. report days   | 0   |



Signed .....John Williams .....

Date.....11/06/2020...

(authorised to sign as representative of **Margam Green Energy Limited**)

Permit Number: **EPR/DP3137EG**

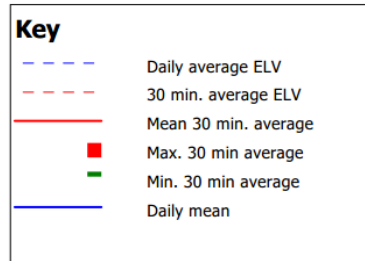
Operator: **Margam Green Energy Limited**

Facility: **Margam Green Energy Plant**

Form Number : **Air 1**


Date: **01/05/20-31/05/20**

### Reporting of Continuously Monitored Emissions to Air for CO, Emission Point Report for May, 2020



95th Percentile = n/a  
No. of valid averages = 0

| Month summary    |     |
|------------------|-----|
| 30 min ELV       |     |
| Monthly max.     | 0.0 |
| Monthly mean     | Nan |
| Monthly min.     | -   |
| Total invalid    | 0   |
| Sum > ELV        | 0   |
| Daily ELV        |     |
| Monthly max      | -   |
| No. invalid days | 0   |
| No. > ELV        | 0   |
| No. report days  | 0   |



Signed .....John Williams .....

Date.....11/06/2020...

(authorised to sign as representative of **Margam Green Energy Limited**)

Permit Number: **EPR/DP3137EG**

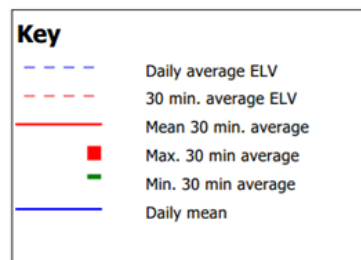
Operator: **Margam Green Energy Limited**

Facility: **Margam Green Energy Plant**

Form Number : **Air 1**

Date: **01/05/20-31/05/20**

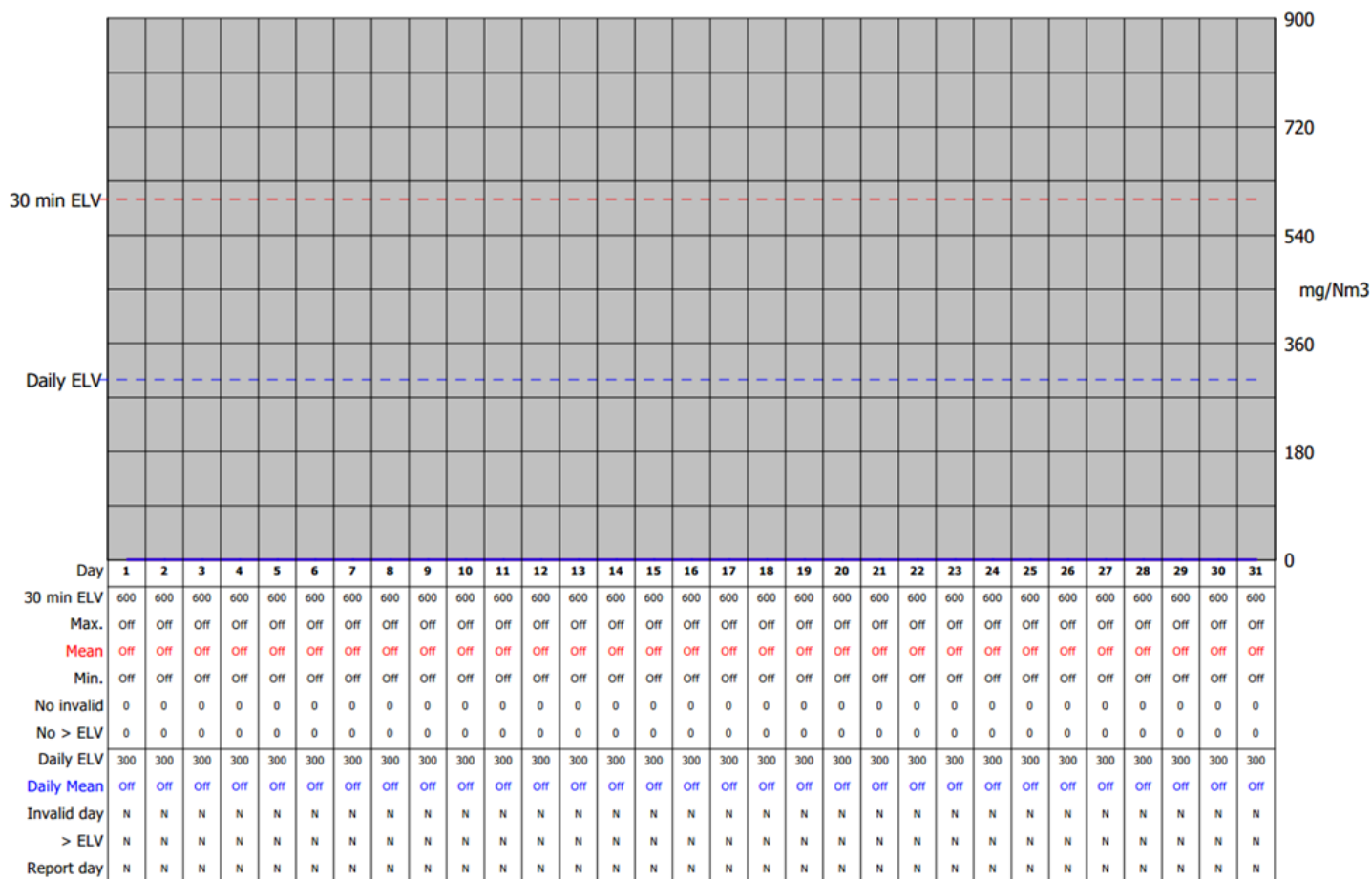
### Reporting of Continuously Monitored Emissions to Air for NO<sub>x</sub> , Emission Point Report for May, 2020



95th Percentile = n/a

No. of valid averages = 0

| Month summary     |     |
|-------------------|-----|
| <b>30 min ELV</b> |     |
| Monthly max.      | 0.0 |
| Monthly mean      | Nan |
| Monthly min.      | -   |
| Total invalid     | 0   |
| Sum > ELV         | 0   |
| <b>Daily ELV</b>  |     |
| Monthly max       | -   |
| No. invalid days  | 0   |
| No. > ELV         | 0   |
| No. report days   | 0   |



Signed .....John Williams .....

Date.....11/06/2020...

(authorised to sign as representative of **Margam Green Energy Limited**)

Permit Number: **EPR/DP3137EG**

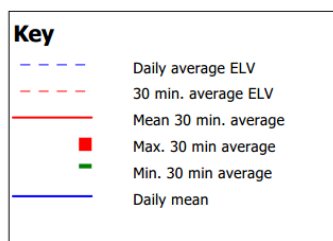
Operator: **Margam Green Energy Limited**

Facility: **Margam Green Energy Plant**

Form Number : **Air 1**

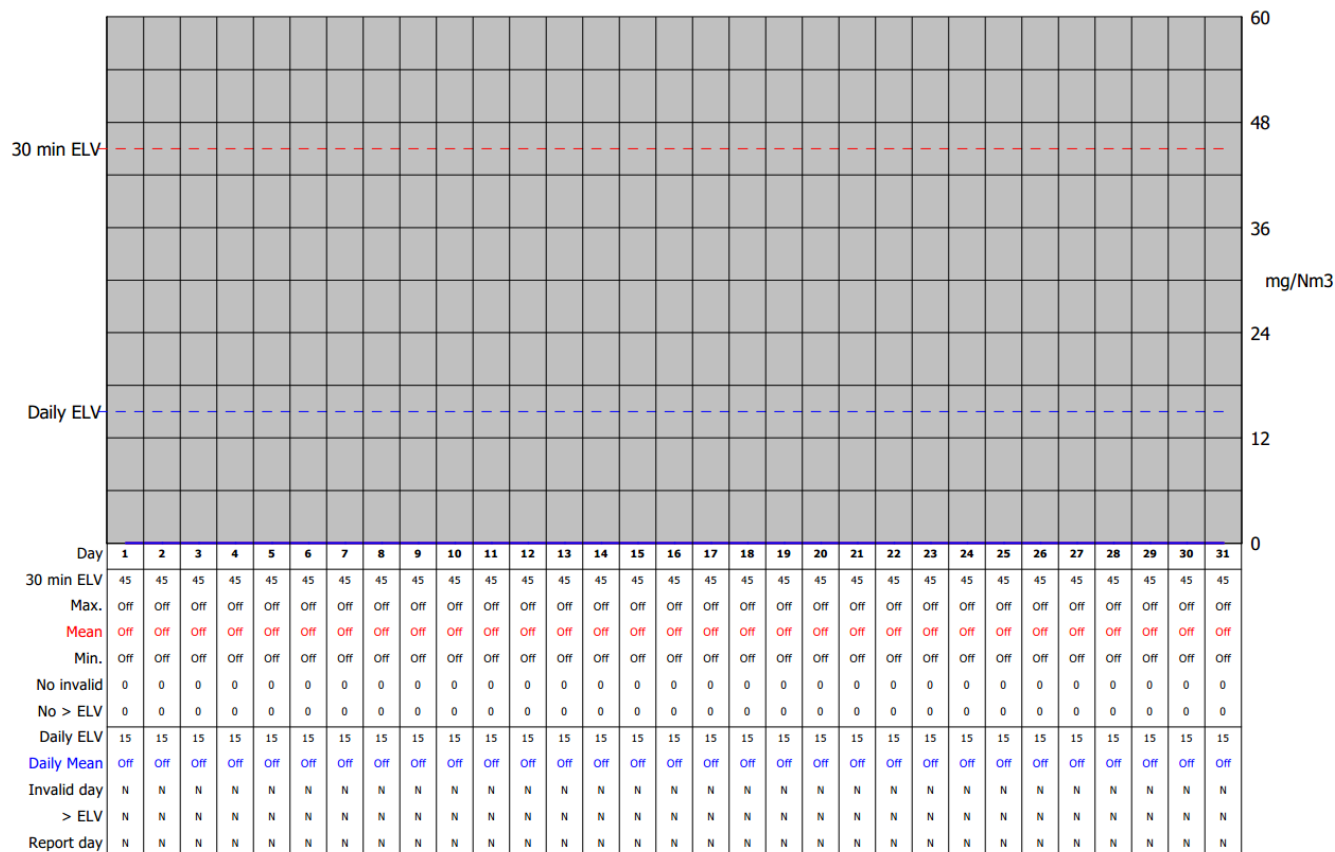
Date: **01/05/20-31/05/20**

### Reporting of Continuously Monitored Emissions to Air for Dust, Emission Point Report for May, 2020



95th Percentile = n/a  
No. of valid averages = 0

| Month summary     |     |
|-------------------|-----|
| <b>30 min ELV</b> |     |
| Monthly max.      | 0.0 |
| Monthly mean      | Nan |
| Monthly min.      | -   |
| Total invalid     | 0   |
| Sum > ELV         | 0   |
| <b>Daily ELV</b>  |     |
| Monthly max       | -   |
| No. invalid days  | 0   |
| No. > ELV         | 0   |
| No. report days   | 0   |



Signed .....John Williams .....

Date.....11/06/2020...

(authorised to sign as representative of **Margam Green Energy Limited**)

Permit Number: **EPR/DP3137EG**

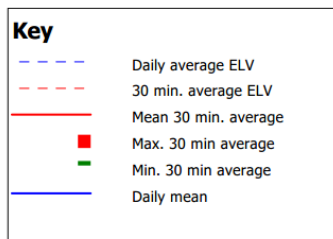
Operator: **Margam Green Energy Limited**

Facility: **Margam Green Energy Plant**

Form Number : **Air 1**

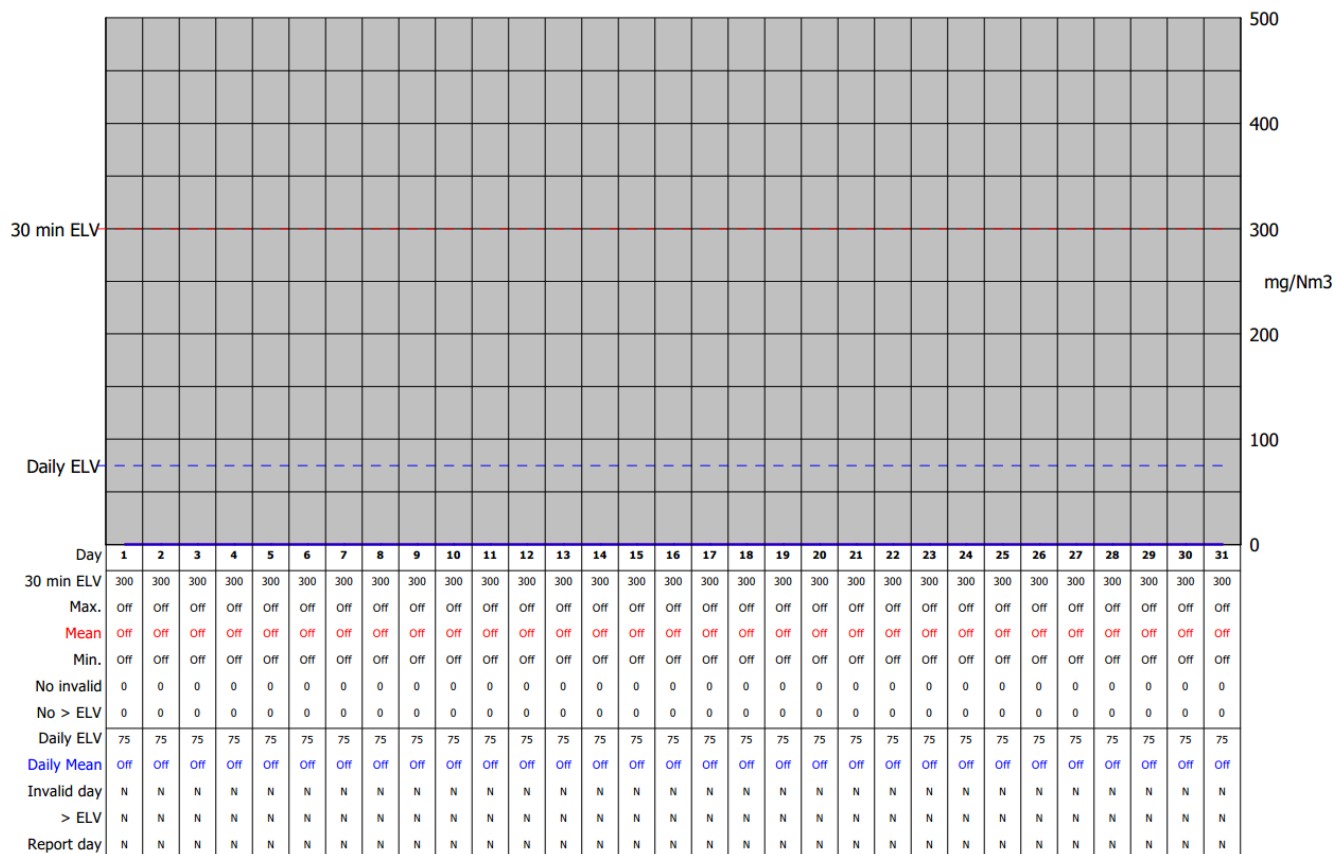
Date: **01/05/20-31/05/20**

### Reporting of Continuously Monitored Emissions to Air for SO<sub>2</sub> , Emission Point Report for May, 2020



95th Percentile = n/a  
No. of valid averages = 0

| Month summary    |     |
|------------------|-----|
| 30 min ELV       |     |
| Monthly max.     | 0.0 |
| Monthly mean     | Nan |
| Monthly min.     | -   |
| Total invalid    | 0   |
| Sum > ELV        | 0   |
| Daily ELV        |     |
| Monthly max      | -   |
| No. invalid days | 0   |
| No. > ELV        | 0   |
| No. report days  | 0   |



Signed .....John Williams .....

Date.....11/06/2020...

(authorised to sign as representative of **Margam Green Energy Limited**)