

Permit Number: **EPR/DP3137EG**

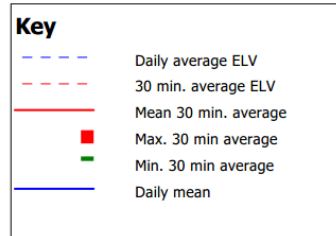
Operator: **Margam Green Energy Limited**

Facility: **Margam Green Energy Plant**

Form Number : **Air 1**

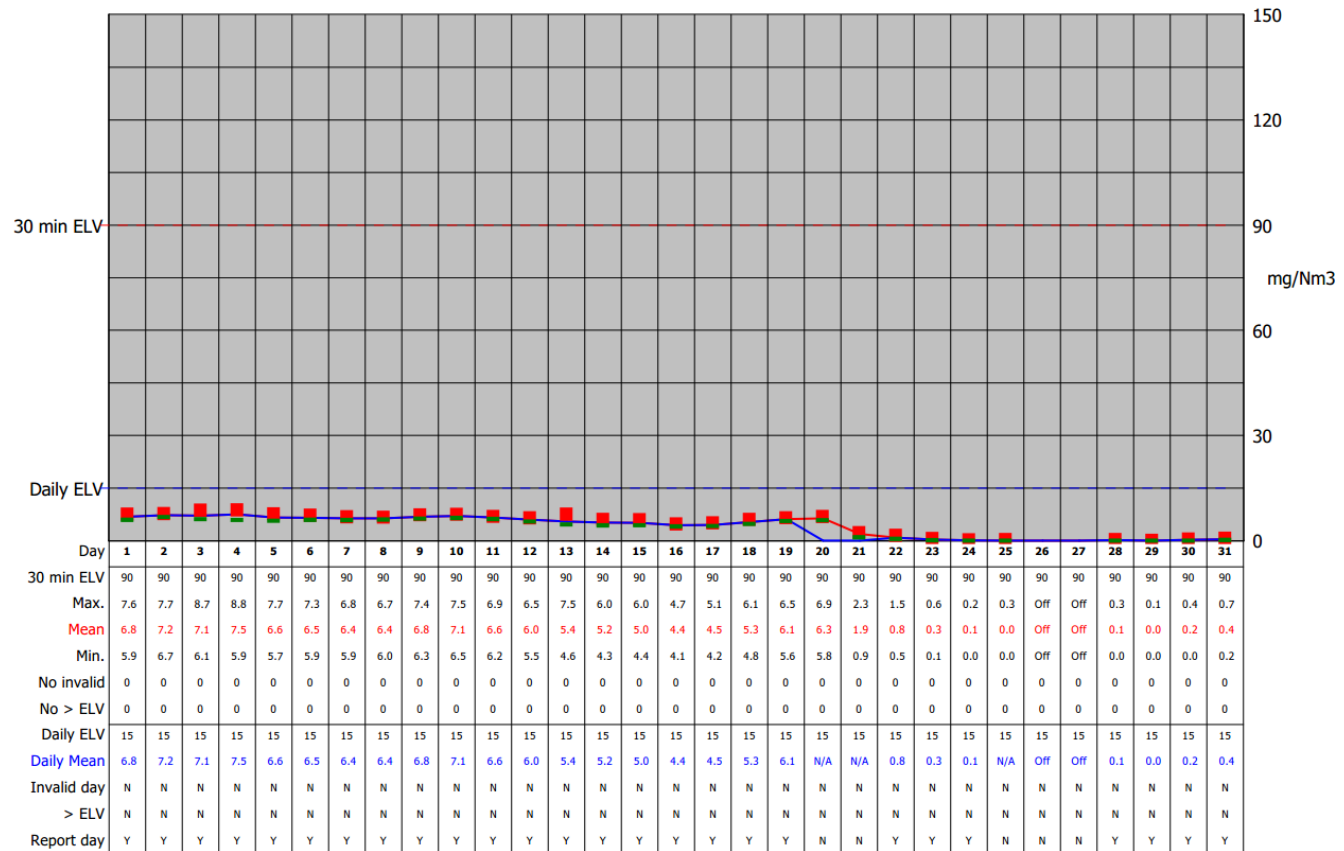
Date: **01/07/20-31/07/20**

Reporting of Continuously Monitored Emissions to Air for HCl, Emission Point Report for July, 2020



95th Percentile = 7.4
No. of valid averages = 1316

Month summary	
30 min ELV	
Monthly max.	8.8
Monthly mean	4.5
Monthly min.	0.0
Total invalid	0
Sum > ELV	0
Daily ELV	
Monthly max	7.5
No. invalid days	0
No. > ELV	0
No. report days	26



Signed Mark Bull.....

(authorised to sign as representative of **Margam Green Energy Limited**)

Date.....28/08/2020.....

Permit Number: **EPR/DP3137EG**

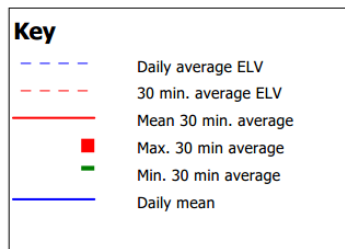
Operator: **Margam Green Energy Limited**

Facility: **Margam Green Energy Plant**

Form Number : **Air 1**

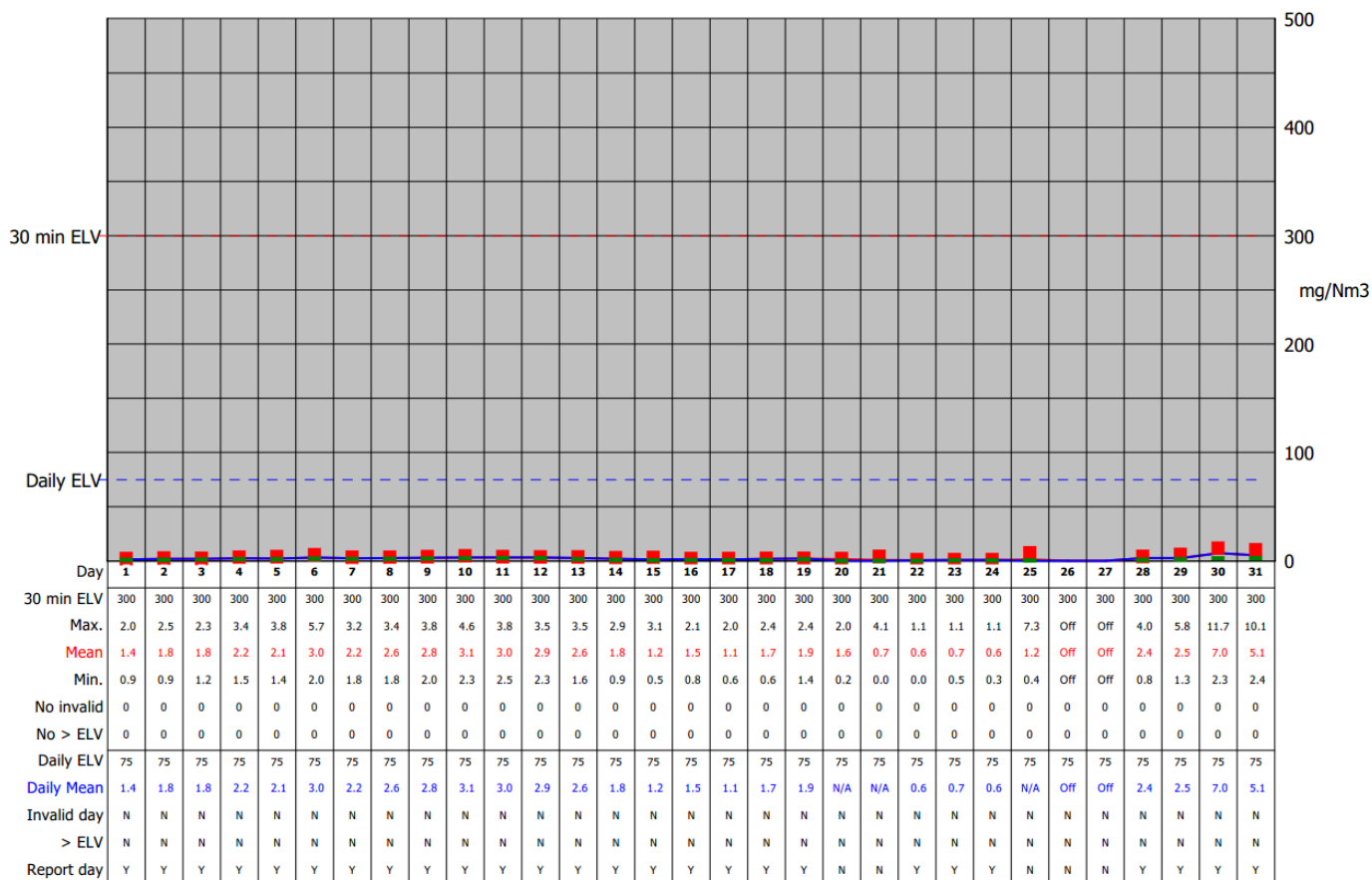
Date: **01/07/20-31/07/20**

Reporting of Continuously Monitored Emissions to Air for SO₂, Emission Point Report for July, 2020



95th Percentile = 4.5
No. of valid averages = 1316

Month summary	
30 min ELV	
Monthly max.	11.7
Monthly mean	2.2
Monthly min.	0.0
Total invalid	0
Sum > ELV	0
Daily ELV	
Monthly max	7.0
No. invalid days	0
No. > ELV	0
No. report days	26



SignedMark Bull.....

Date.....28/08/2020.....

(authorised to sign as representative of **Margam Green Energy Limited**)

Permit Number: **EPR/DP3137EG**

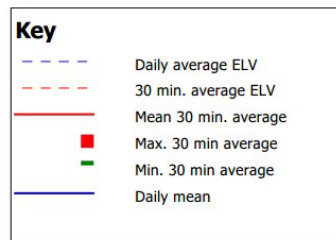
Operator: **Margam Green Energy Limited**

Facility: **Margam Green Energy Plant**

Form Number : **Air 1**

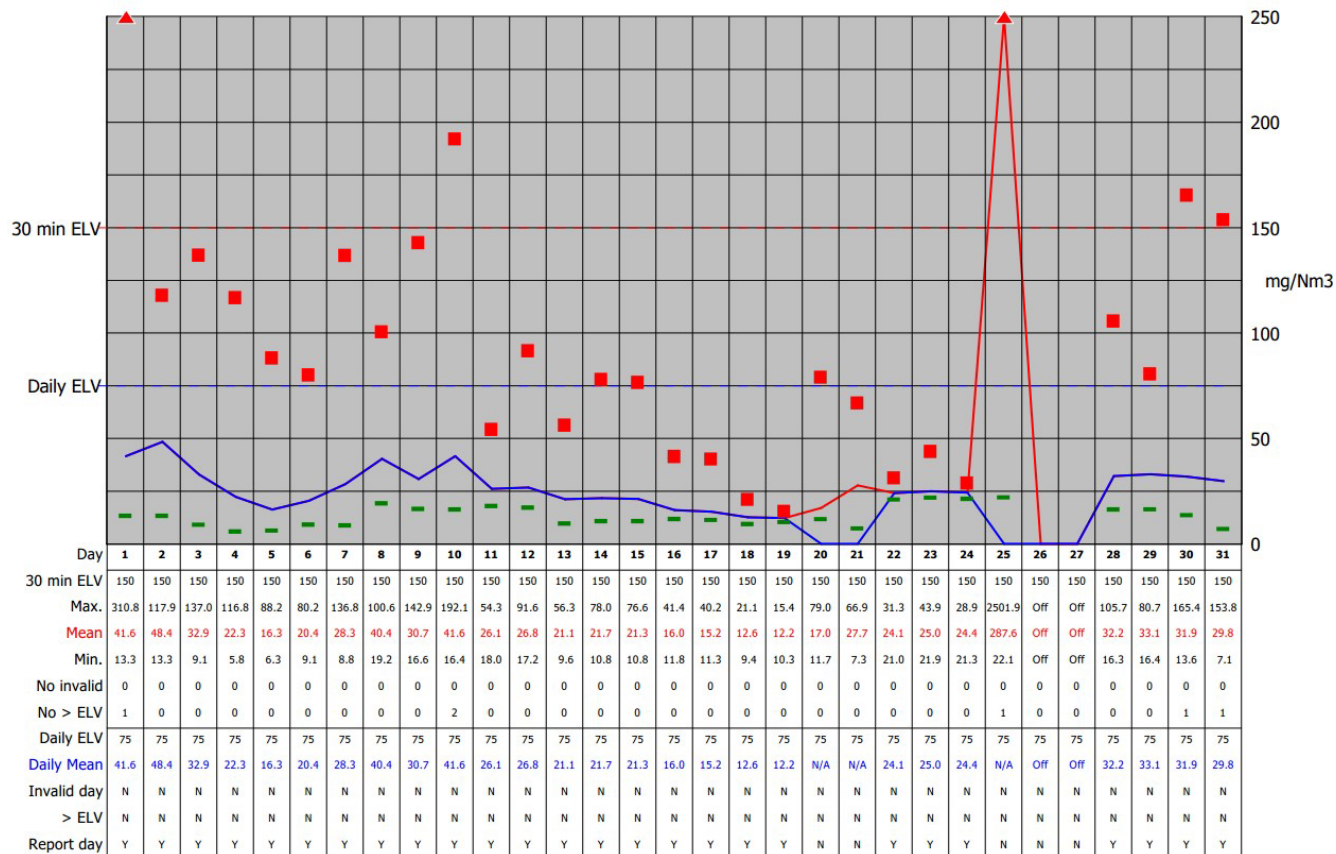
Date: **01/07/20-31/07/20**

Reporting of Continuously Monitored Emissions to Air for CO, Emission Point Report for July, 2020



95th Percentile = 66.9
No. of valid averages = 1316

Month summary	
30 min ELV	
Monthly max.	2501.9
Monthly mean	28.6
Monthly min.	5.8
Total invalid	0
Sum > ELV	6
Daily ELV	
Monthly max	48.4
No. invalid days	0
No. > ELV	0
No. report days	26



SignedMark Bull.....

Date.....28/08/2020.....

(authorised to sign as representative of **Margam Green Energy Limited**)

Permit Number: **EPR/DP3137EG**

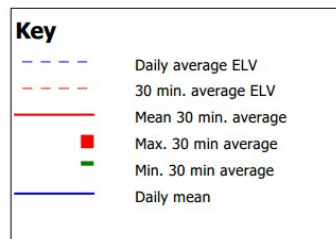
Operator: **Margam Green Energy Limited**

Facility: **Margam Green Energy Plant**

Form Number : **Air 1**

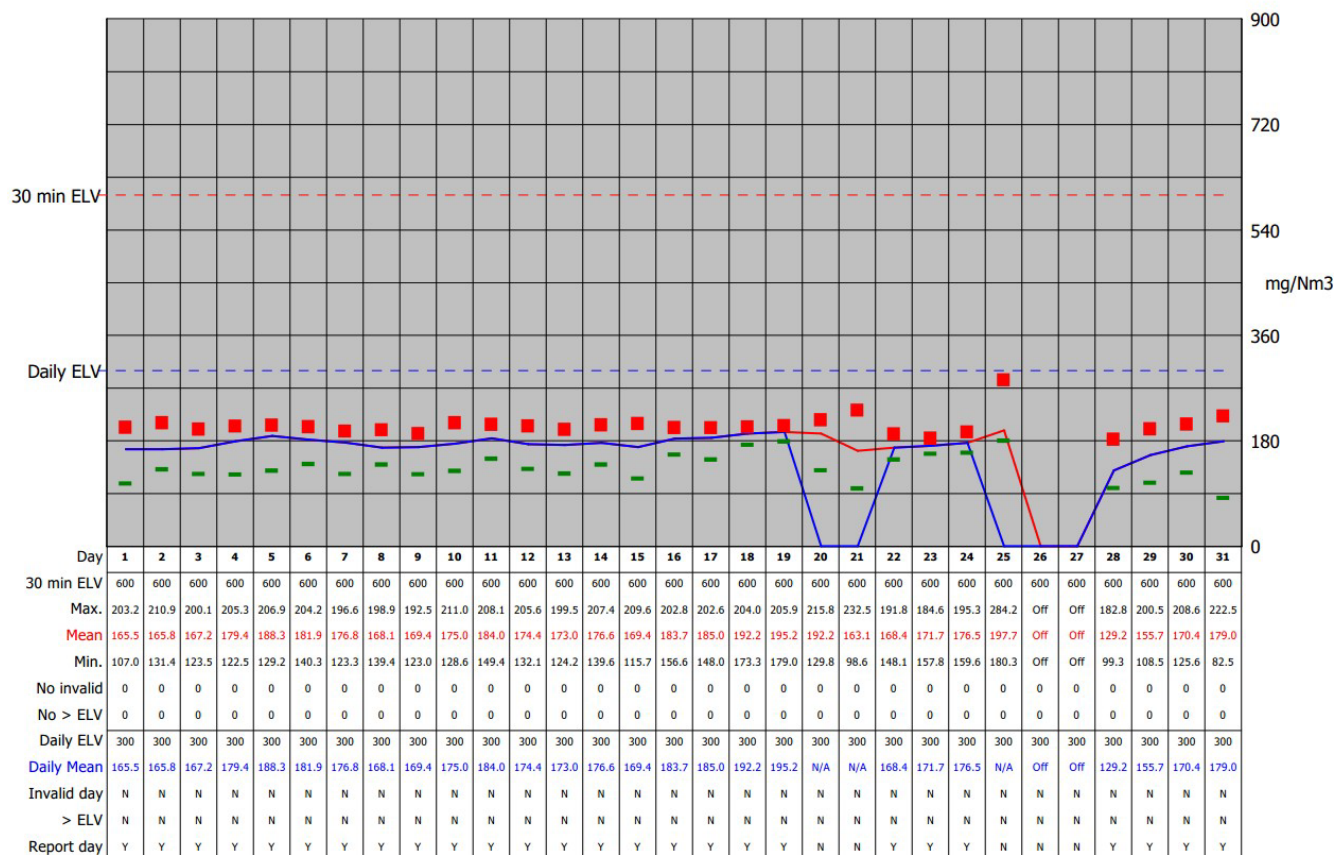
Date: **01/07/20-31/07/20**

Reporting of Continuously Monitored Emissions to Air for NO_x , Emission Point Report for July, 2020



95th Percentile = 200.2
No. of valid averages = 1316

Month summary	
30 min ELV	
Monthly max.	284.2
Monthly mean	174.2
Monthly min.	82.5
Total invalid	0
Sum > ELV	0
Daily ELV	
Monthly max	195.2
No. invalid days	0
No. > ELV	0
No. report days	26



SignedMark Bull.....

Date.....28/08/2020.....

(authorised to sign as representative of **Margam Green Energy Limited**)

Permit Number: **EPR/DP3137EG**

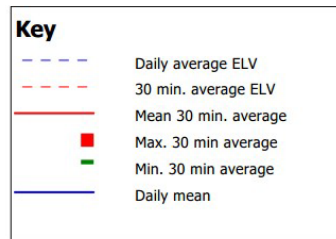
Operator: **Margam Green Energy Limited**

Facility: **Margam Green Energy Plant**

Form Number : **Air 1**

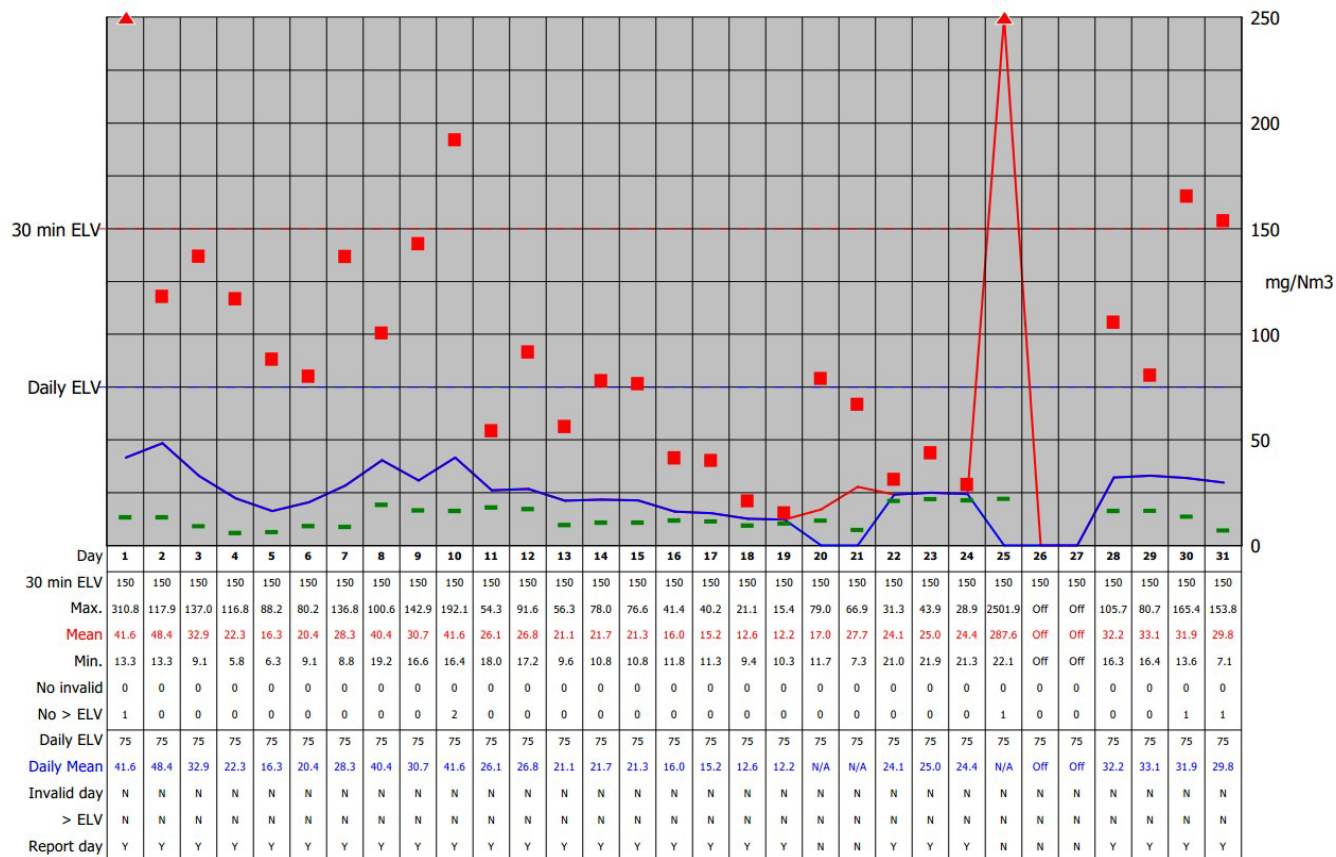
Date: **01/07/20-31/07/20**

Reporting of Continuously Monitored Emissions to Air for CO, Emission Point Report for July, 2020



95th Percentile = 66.9
No. of valid averages = 1316

Month summary	
30 min ELV	
Monthly max.	2501.9
Monthly mean	28.6
Monthly min.	5.8
Total invalid	0
Sum > ELV	6
Daily ELV	
Monthly max	48.4
No. invalid days	0
No. > ELV	0
No. report days	26



SignedMark Bull.....

Date.....28/08/2020.....

(authorised to sign as representative of **Margam Green Energy Limited**)

Permit Number: **EPR/DP3137EG**

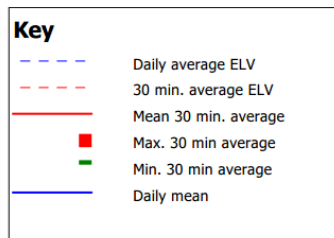
Operator: **Margam Green Energy Limited**

Facility: **Margam Green Energy Plant**

Form Number : **Air 1**

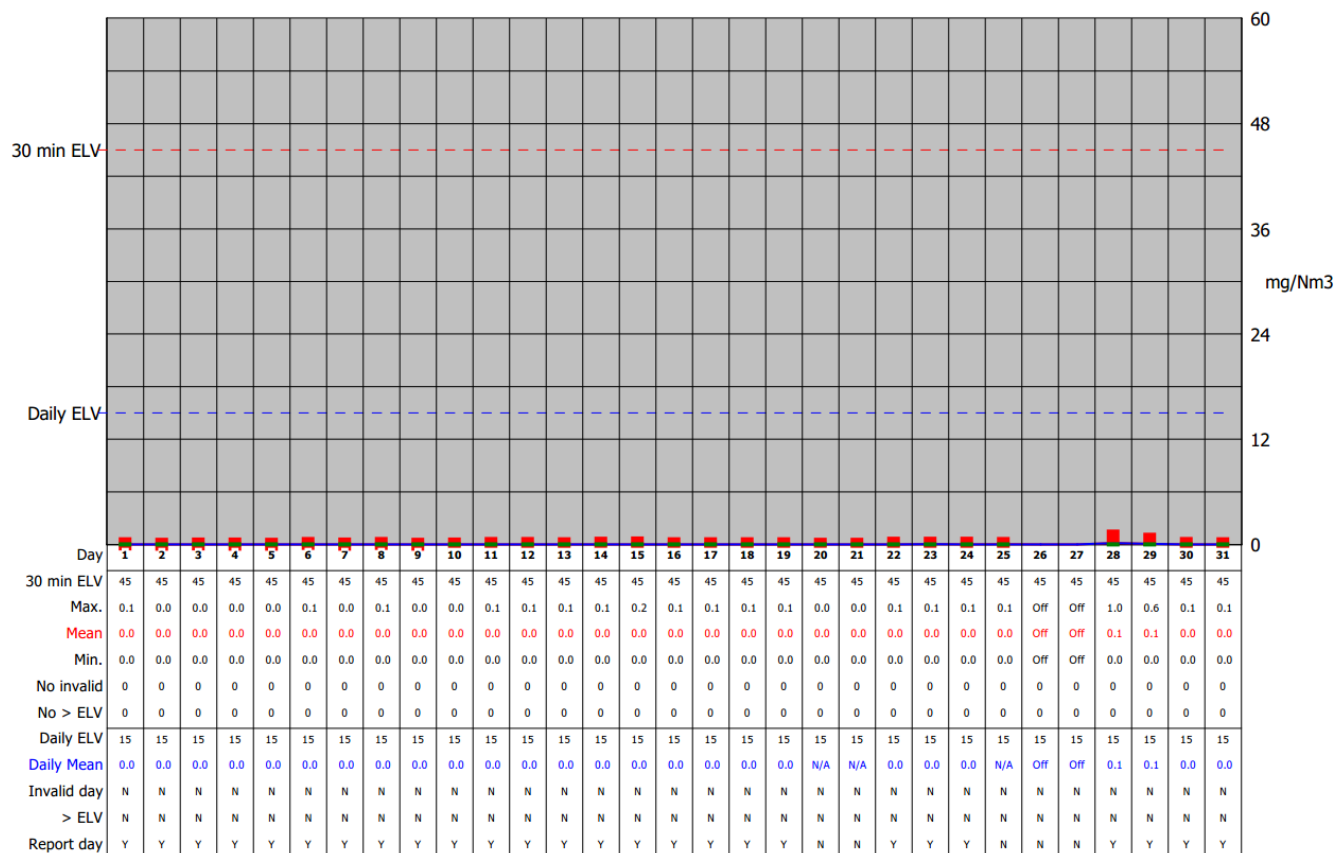
Date: **01/07/20-31/07/20**

Reporting of Continuously Monitored Emissions to Air for Dust, Emission Point Report for July, 2020



95th Percentile = 0.1
No. of valid averages = 1316

Month summary	
30 min ELV	
Monthly max.	1.0
Monthly mean	0.0
Monthly min.	0.0
Total invalid	0
Sum > ELV	0
Daily ELV	
Monthly max	0.1
No. invalid days	0
No. > ELV	0
No. report days	26



SignedMark Bull.....

Date.....28/07/2020....

(authorised to sign as representative of **Margam Green Energy Limited**)

Permit Number: **EPR/DP3137EG**

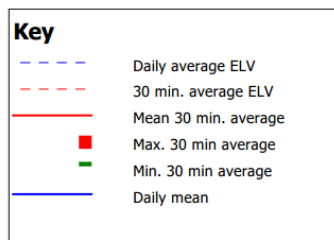
Operator: **Margam Green Energy Limited**

Facility: **Margam Green Energy Plant**

Form Number : **Air 1**

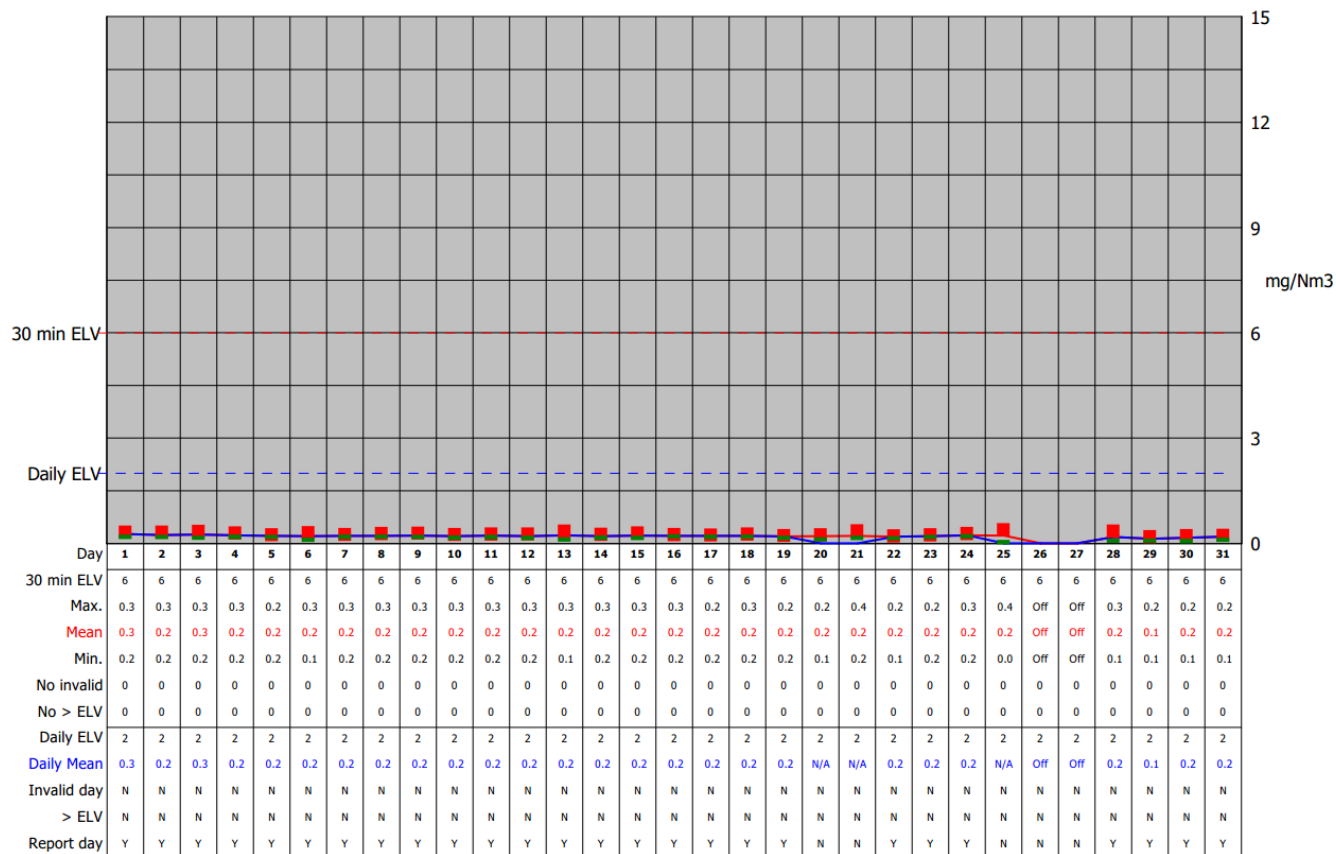
Date: **01/07/20-31/07/20**

Reporting of Continuously Monitored Emissions to Air for HF, Emission Point Report for July, 2020



95th Percentile = 0.3
No. of valid averages = 1316

Month summary	
30 min ELV	
Monthly max.	0.4
Monthly mean	0.2
Monthly min.	0.0
Total invalid	0
Sum > ELV	0
Daily ELV	
Monthly max	0.3
No. invalid days	0
No. > ELV	0
No. report days	26



SignedMark Bull.....

Date.....28/07/2020....

(authorised to sign as representative of **Margam Green Energy Limited**)

Permit Number: **EPR/DP3137EG**

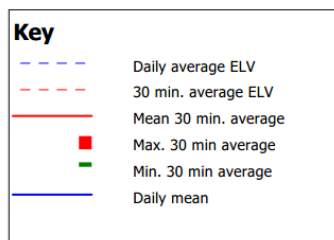
Operator: **Margam Green Energy Limited**

Facility: **Margam Green Energy Plant**

Form Number : **Air 1**

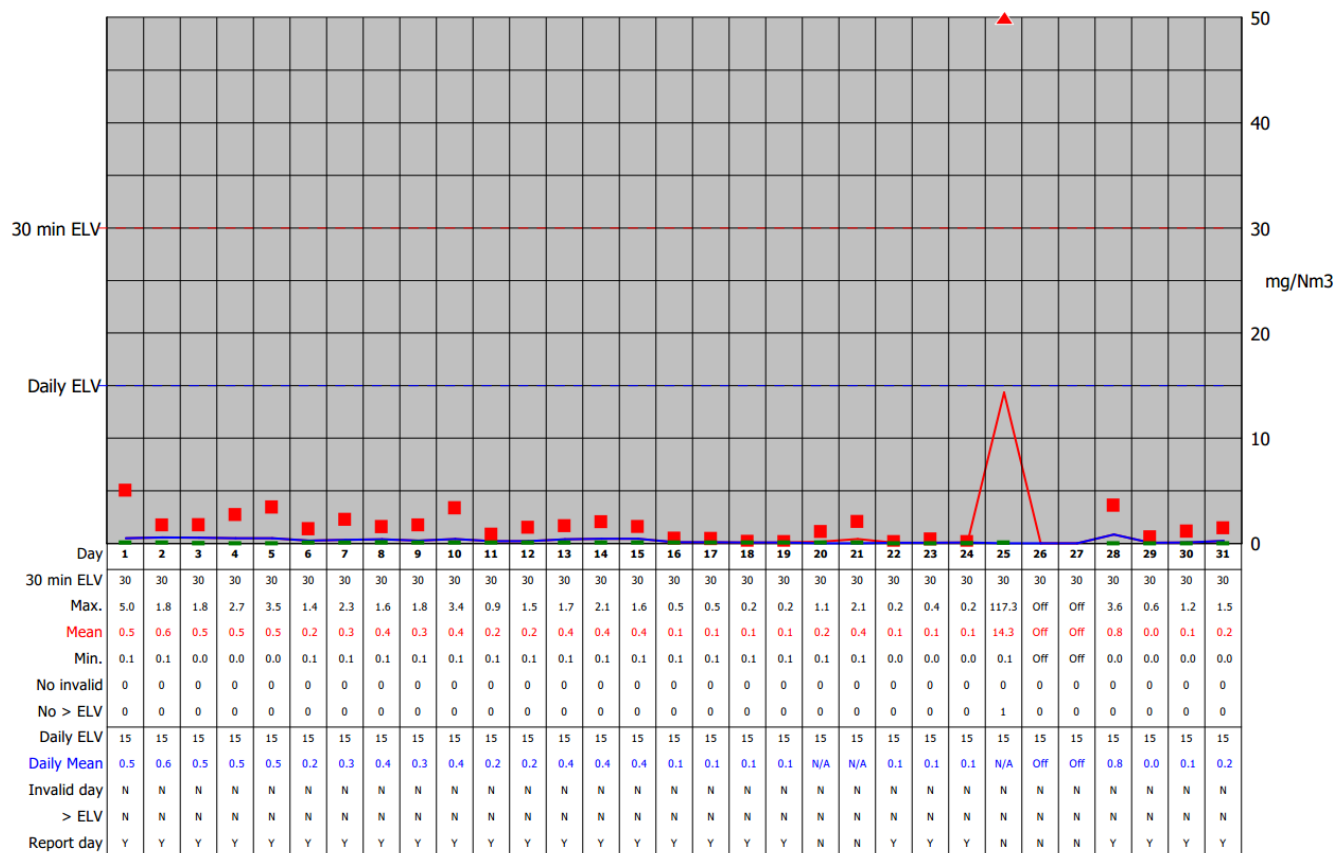
Date: **01/07/20-31/07/20**

Reporting of Continuously Monitored Emissions to Air for TOC, Emission Point Report for July, 2020



95th Percentile = 1.2
No. of valid averages = 1316

Month summary	
30 min ELV	
Monthly max.	117.3
Monthly mean	0.4
Monthly min.	0.0
Total invalid	0
Sum > ELV	1
Daily ELV	
Monthly max	0.8
No. invalid days	0
No. > ELV	0
No. report days	26



SignedMark Bull.....

Date.....28/07/2020....

(authorised to sign as representative of **Margam Green Energy Limited**)

Permit Number: **EPR/DP3137EG**

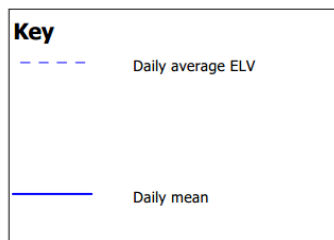
Operator: **Margam Green Energy Limited**

Facility: **Margam Green Energy Plant**

Form Number : **Air 1**

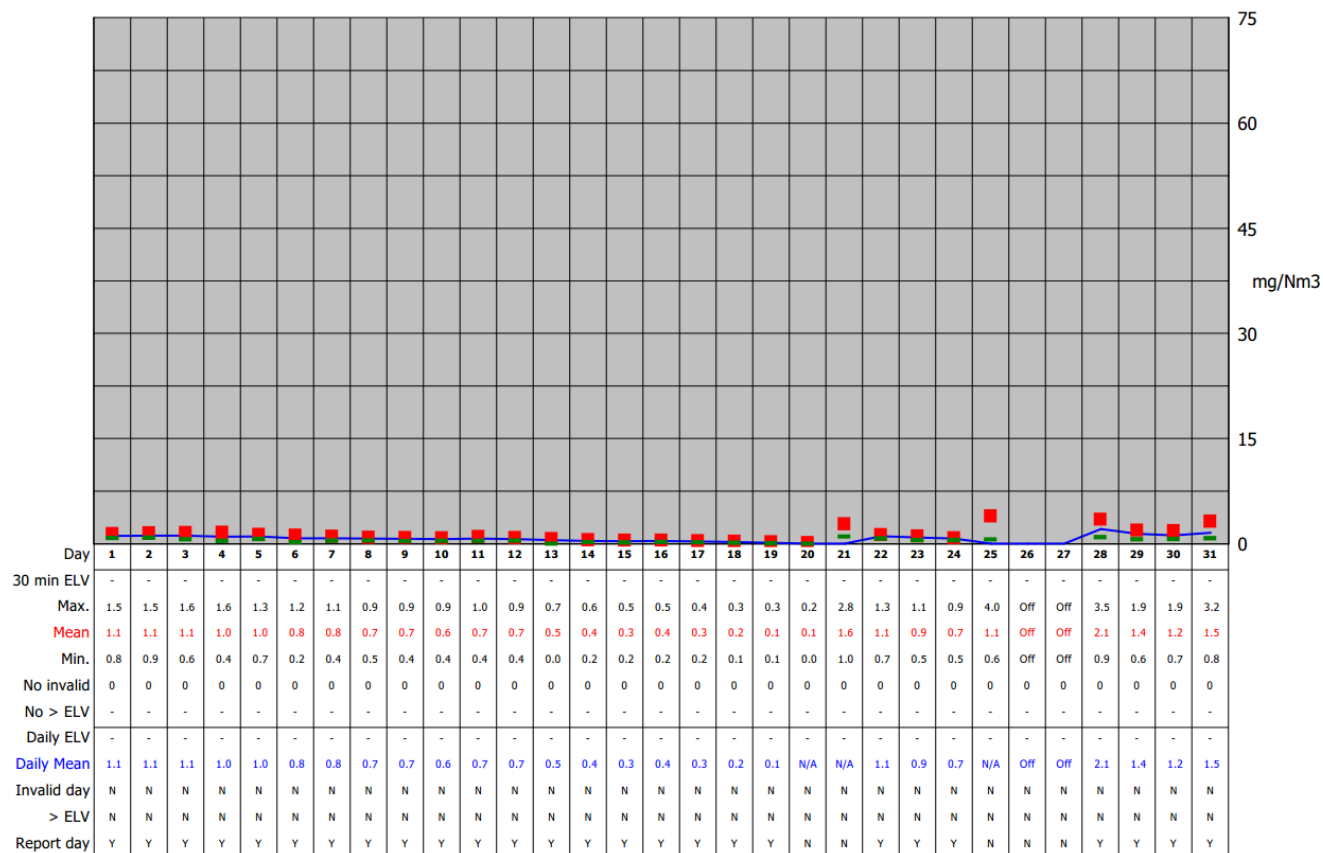
Date: **01/07/20-31/07/20**

Reporting of Continuously Monitored Emissions to Air for NH₃ , Emission Point Report for July, 2020



95th Percentile = 1.8
No. of valid averages = 1316

Month summary	
30 min ELV	
Monthly max.	4.0
Monthly mean	0.8
Monthly min.	0.0
Total invalid	0
Sum > ELV	0
Daily ELV	
Monthly max	2.1
No. invalid days	0
No. > ELV	0
No. report days	26



SignedMark Bull.....

Date.....28/07/2020....

(authorised to sign as representative of **Margam Green Energy Limited**)