

Permit Number: **EPR/DP3137EG**

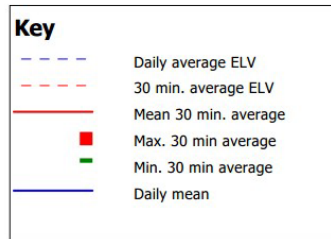
Operator: **Margam Green Energy Limited**

Facility: **Margam Green Energy Plant**

Form Number : **Air 1**

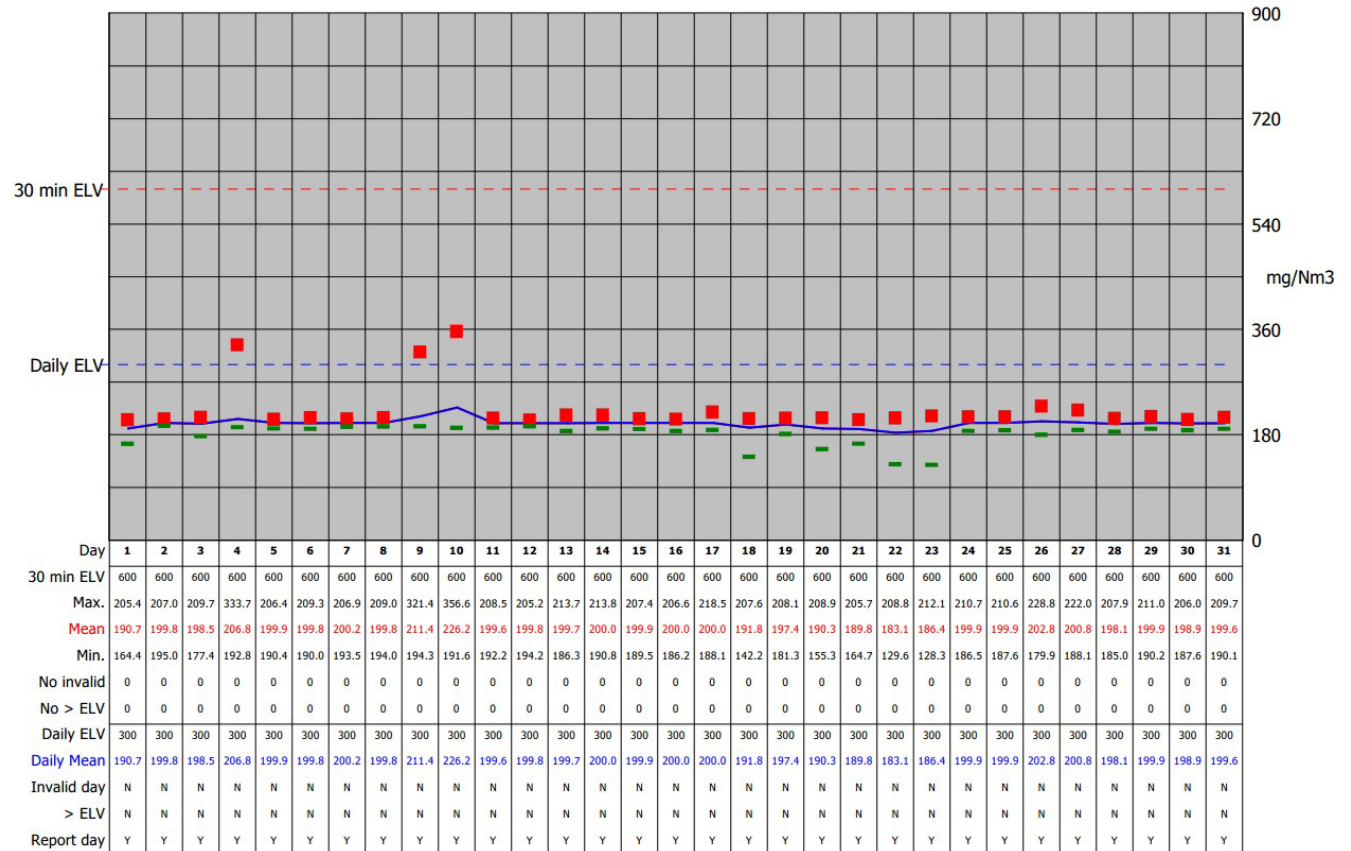
Date: **01/03/20-31/03/20**

Reporting of Continuously Monitored Emissions to Air for NO_x, Emission Point Report for March, 2020



95th Percentile = 208.4
No. of valid averages = 1485

Month summary	
30 min ELV	
Monthly max.	356.6
Monthly mean	199.0
Monthly min.	128.3
Total invalid	0
Sum > ELV	0
Daily ELV	
Monthly max	226.2
No. invalid days	0
No. > ELV	0
No. report days	31



Data is as processed without repairs.

SignedJohn Williams
(authorised to sign as representative of **Margam Green Energy Limited**)

Date.....27/04/2020....

Permit Number: **EPR/DP3137EG**

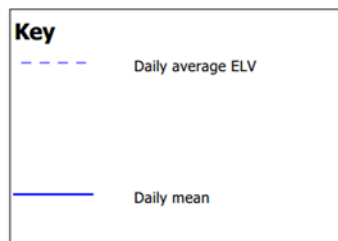
Operator: **Margam Green Energy Limited**

Facility: **Margam Green Energy Plant**

Form Number : **Air 1**

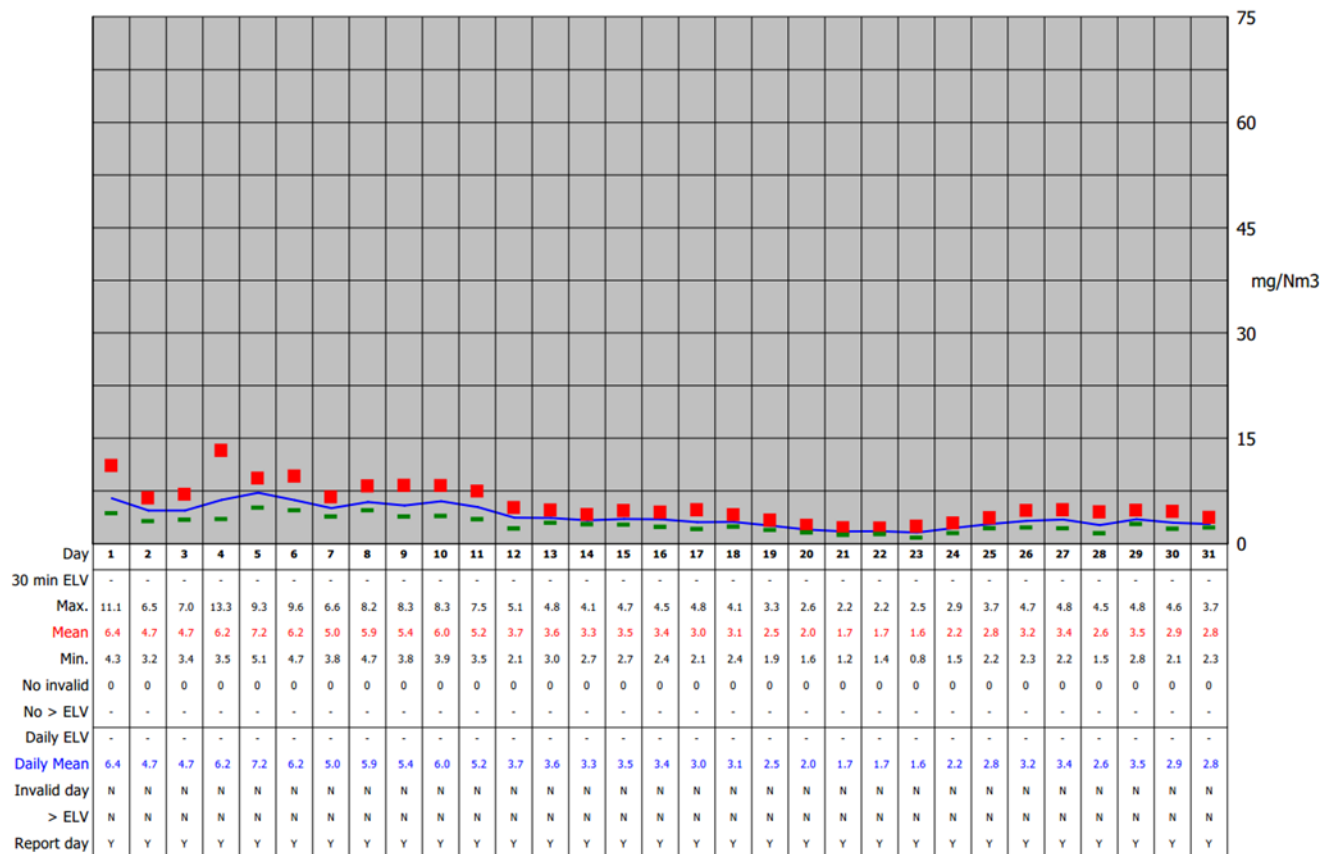
Date: **01/03/20-31/03/20**

Reporting of Continuously Monitored Emissions to Air for NH₃, Emission Point Report for March, 2020



95th Percentile = 7.1
No. of valid averages = 1485

Month summary	
30 min ELV	
Monthly max.	13.3
Monthly mean	3.8
Monthly min.	0.8
Total invalid	0
Sum > ELV	0
Daily ELV	
Monthly max	7.2
No. invalid days	0
No. > ELV	0
No. report days	31



Data is as processed without repairs.

SignedJohn Williams
(authorised to sign as representative of **Margam Green Energy Limited**)

Date.....27/04/2020...

Permit Number: **EPR/DP3137EG**

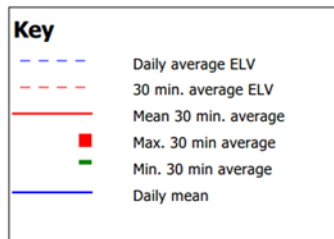
Operator: **Margam Green Energy Limited**

Facility: **Margam Green Energy Plant**

Form Number : **Air 1**

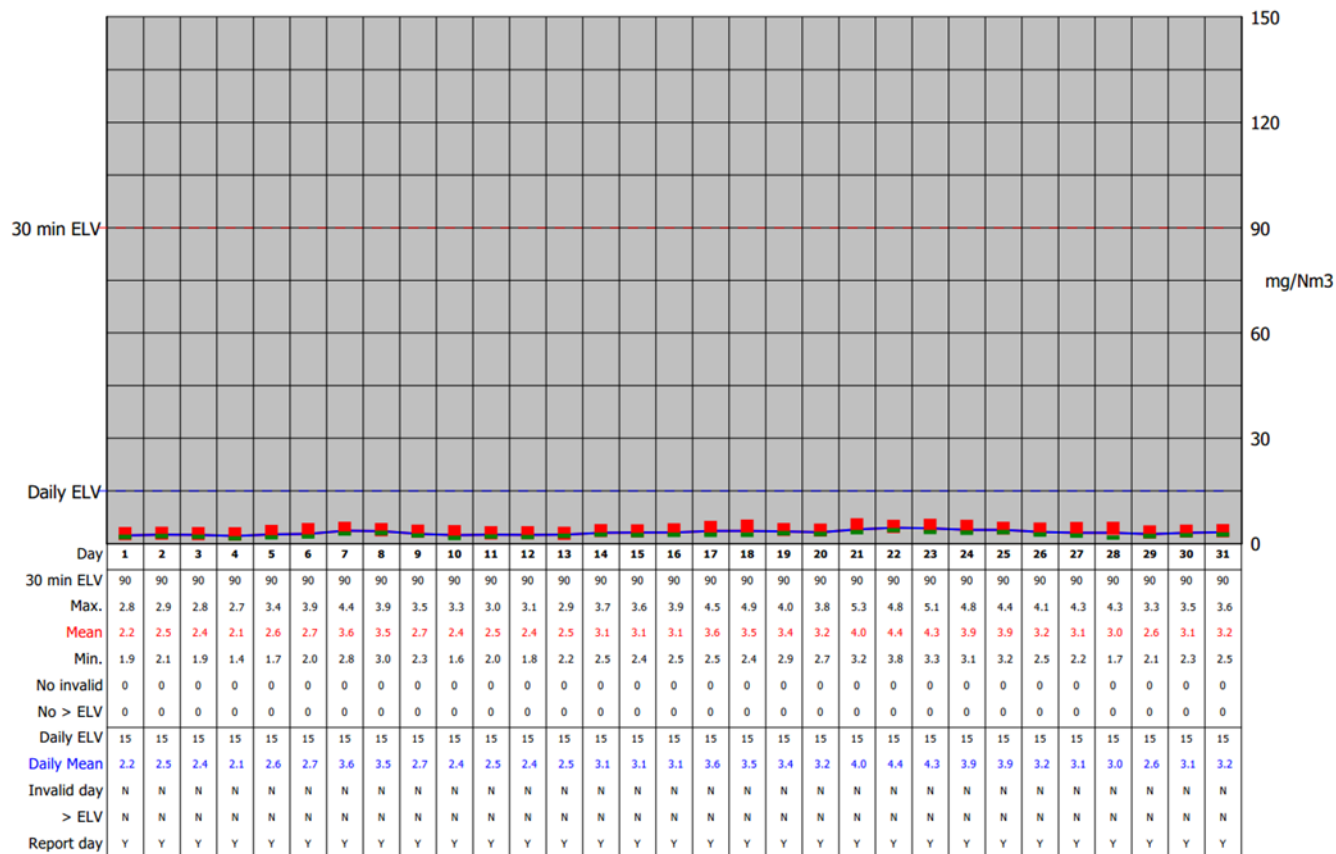
Date: **01/03/20-31/03/20**

Reporting of Continuously Monitored Emissions to Air for HCl, Emission Point Report for March, 2020



95th Percentile = 4.5
No. of valid averages = 1485

Month summary	
30 min ELV	
Monthly max.	5.3
Monthly mean	3.1
Monthly min.	1.4
Total invalid	0
Sum > ELV	0
Daily ELV	
Monthly max	4.4
No. invalid days	0
No. > ELV	0
No. report days	31



Data is as processed without repairs.

SignedJohn Williams
(authorised to sign as representative of **Margam Green Energy Limited**)

Date.....27/04/2020...

Permit Number: **EPR/DP3137EG**

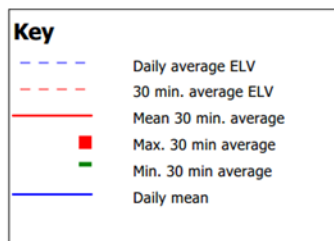
Operator: **Margam Green Energy Limited**

Facility: **Margam Green Energy Plant**

Form Number : **Air 1**

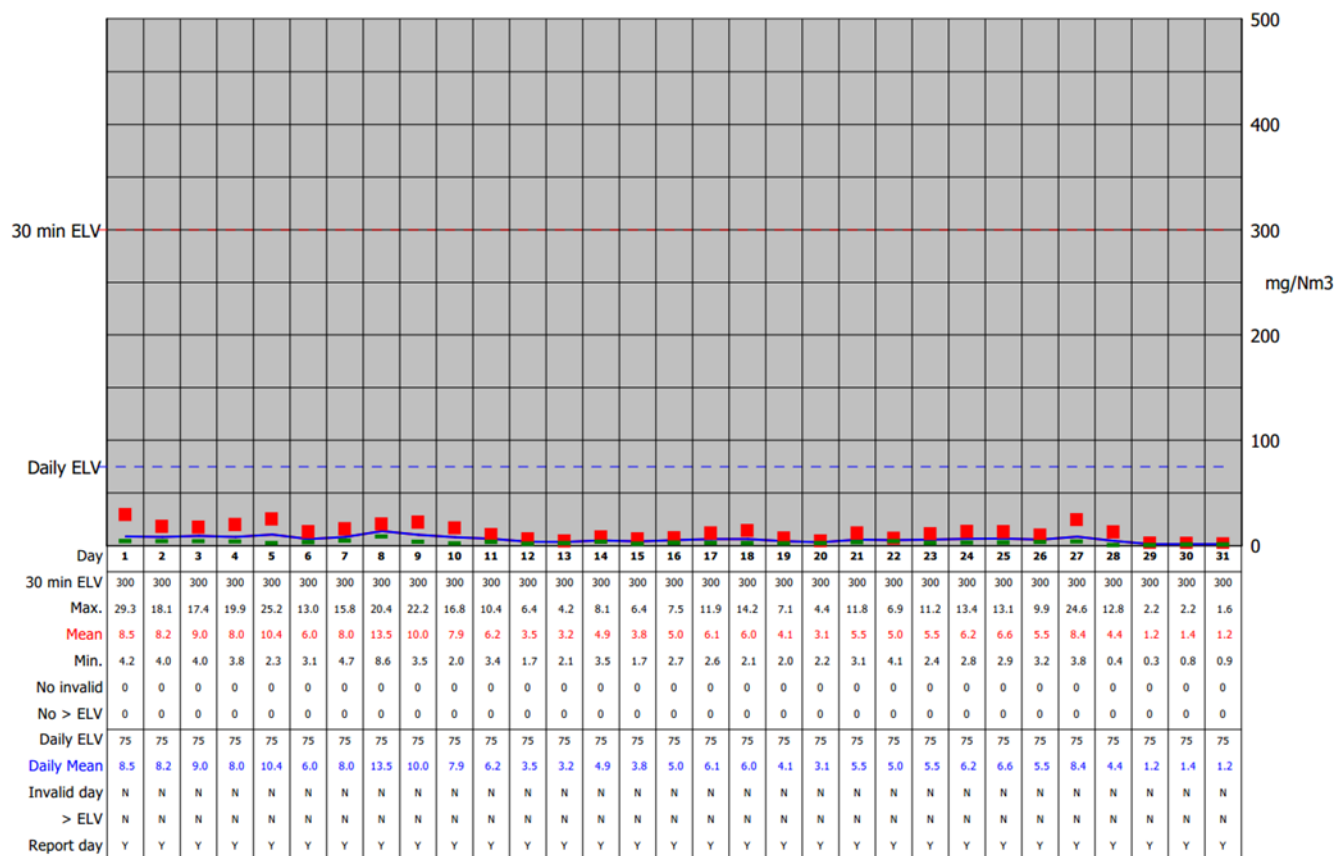
Date: **01/03/20-31/03/20**

Reporting of Continuously Monitored Emissions to Air for SO₂ , Emission Point Report for March, 2020



95th Percentile = 13.5
No. of valid averages = 1485

Month summary	
30 min ELV	
Monthly max.	29.3
Monthly mean	6.0
Monthly min.	0.3
Total invalid	0
Sum > ELV	0
Daily ELV	
Monthly max	13.5
No. invalid days	0
No. > ELV	0
No. report days	31



Data is as processed without repairs.

SignedJohn Williams

Date.....27/04/2020...

(authorised to sign as representative of **Margam Green Energy Limited**)

Permit Number: **EPR/DP3137EG**

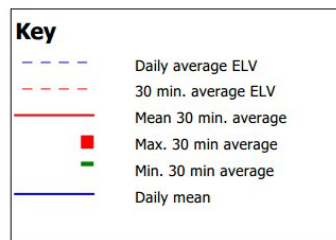
Operator: **Margam Green Energy Limited**

Facility: **Margam Green Energy Plant**

Form Number : **Air 1**

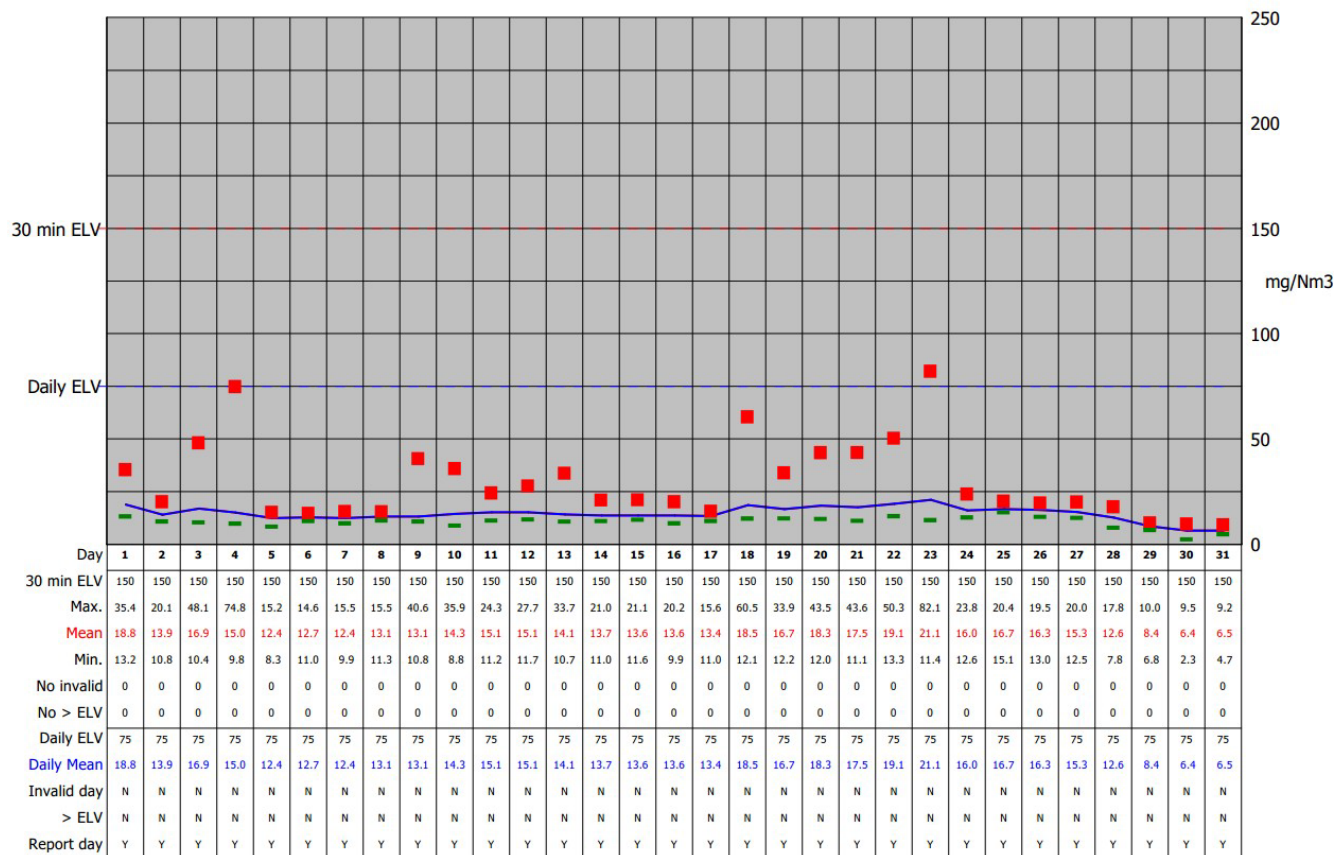
Date: **01/03/20-31/03/20**

Reporting of Continuously Monitored Emissions to Air for CO, Emission Point Report for March, 2020



95th Percentile = 22.8
No. of valid averages = 1485

Month summary	
30 min ELV	
Monthly max.	82.1
Monthly mean	14.5
Monthly min.	2.3
Total invalid	0
Sum > ELV	0
Daily ELV	
Monthly max	21.1
No. invalid days	0
No. > ELV	0
No. report days	31



Data is as processed without repairs.

SignedJohn Williams
(authorised to sign as representative of **Margam Green Energy Limited**)

Date.....27/04/2020...

Permit Number: **EPR/DP3137EG**

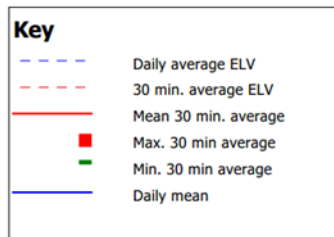
Operator: **Margam Green Energy Limited**

Facility: **Margam Green Energy Plant**

Form Number : **Air 1**

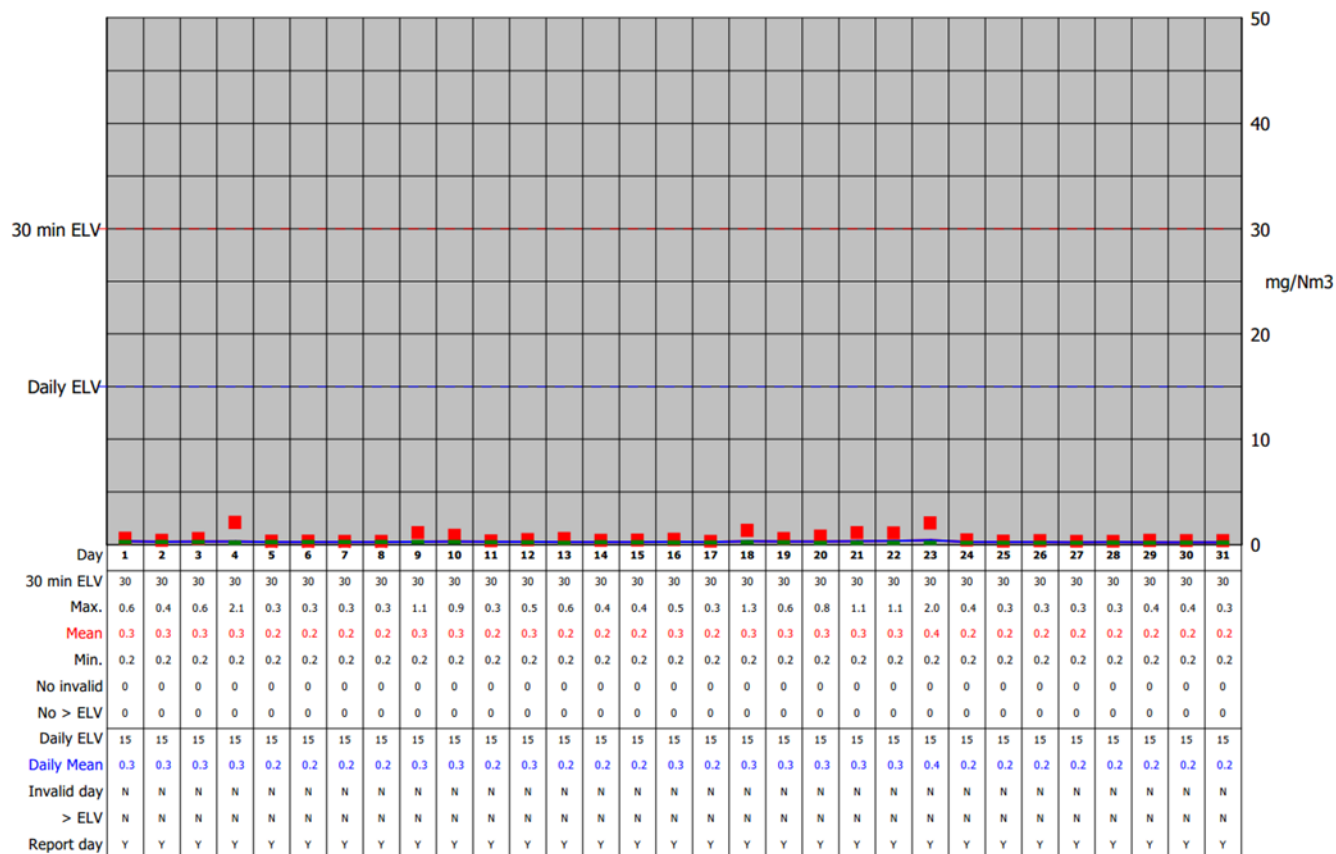
Date: **01/03/20-31/03/20**

Reporting of Continuously Monitored Emissions to Air for TOC, Emission Point Report for March, 2020



95th Percentile = 0.4
No. of valid averages = 1485

Month summary	
30 min ELV	
Monthly max.	2.1
Monthly mean	0.3
Monthly min.	0.2
Total invalid	0
Sum > ELV	0
Daily ELV	
Monthly max	0.4
No. invalid days	0
No. > ELV	0
No. report days	31



Data is as processed without repairs.

SignedJohn Williams

Date.....28/02/2020....

(authorised to sign as representative of **Margam Green Energy Limited**)

Permit Number: **EPR/DP3137EG**

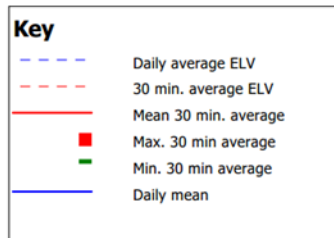
Operator: **Margam Green Energy Limited**

Facility: **Margam Green Energy Plant**

Form Number : **Air 1**

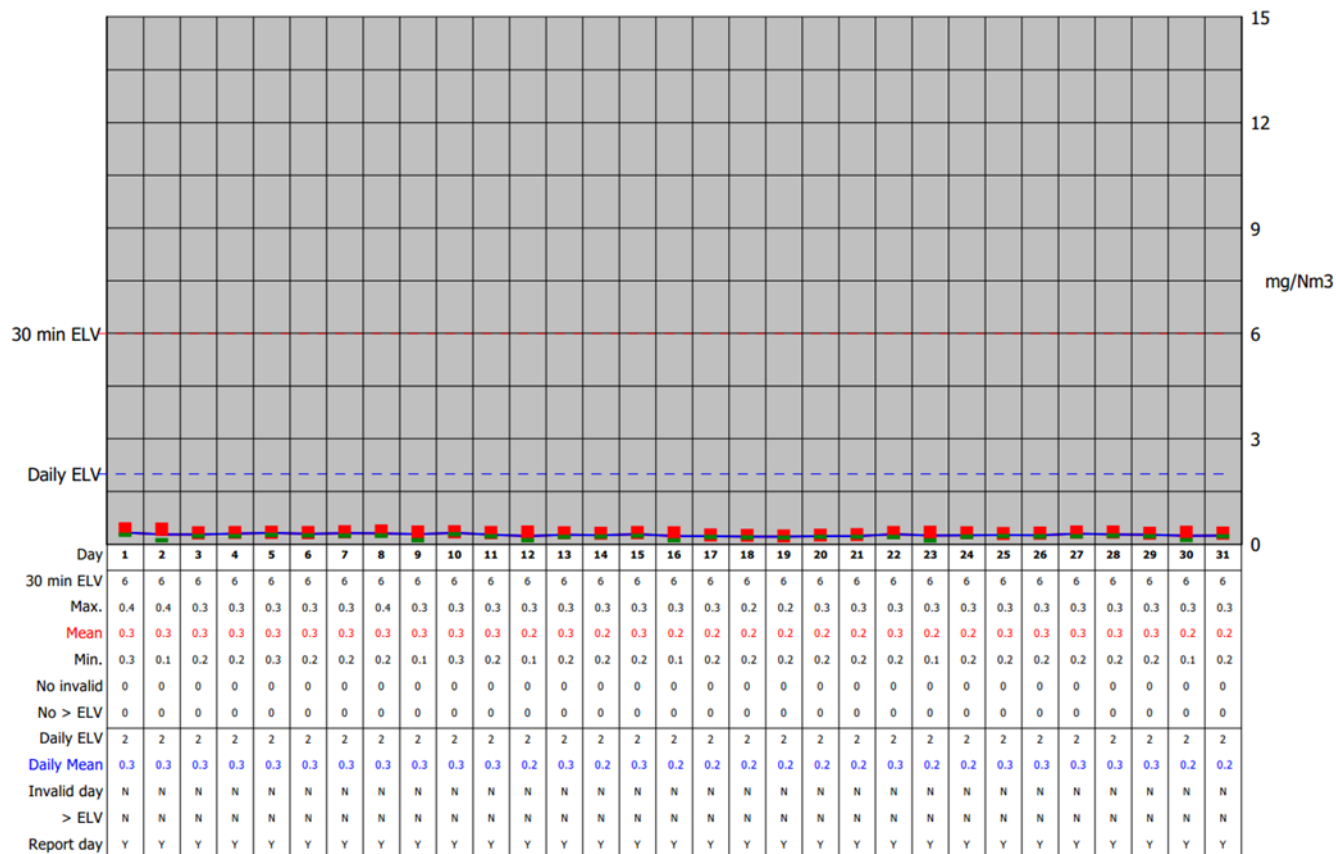
Date: **01/03/20-31/03/20**

Reporting of Continuously Monitored Emissions to Air for HF, Emission Point Report for March, 2020



95th Percentile = 0.3
No. of valid averages = 1485

Month summary	
30 min ELV	
Monthly max.	0.4
Monthly mean	0.3
Monthly min.	0.1
Total invalid	0
Sum > ELV	0
Daily ELV	
Monthly max	0.3
No. invalid days	0
No. > ELV	0
No. report days	31



Data is as processed without repairs.

SignedJohn Williams

Date.....28/02/2020...

(authorised to sign as representative of **Margam Green Energy Limited**)

Permit Number: **EPR/DP3137EG**

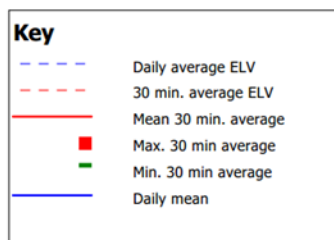
Operator: **Margam Green Energy Limited**

Facility: **Margam Green Energy Plant**

Form Number : **Air 1**

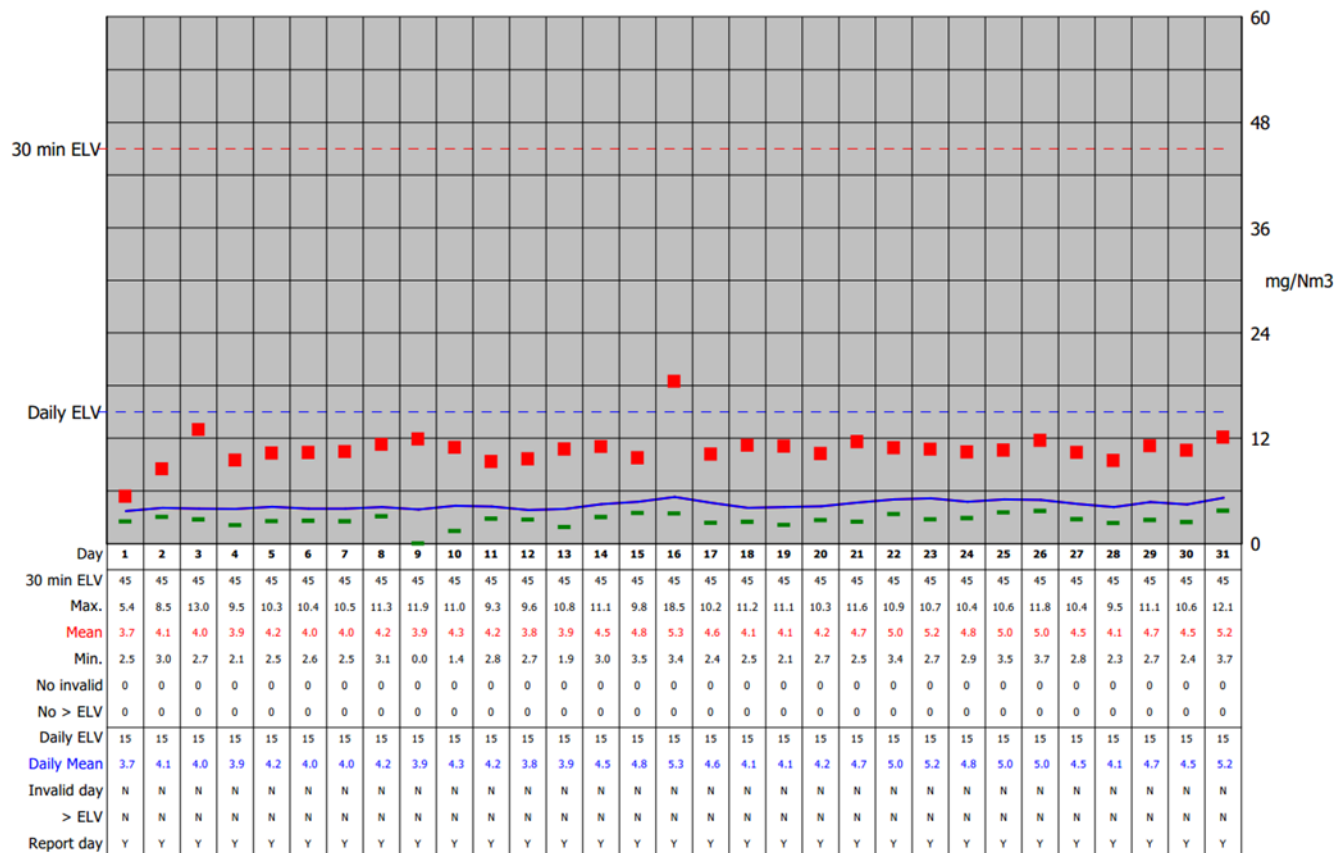
Date: **01/03/20-31/03/20**

Reporting of Continuously Monitored Emissions to Air for Dust, Emission Point Report for March, 2020



95th Percentile = 8.5
No. of valid averages = 1485

Month summary	
30 min ELV	
Monthly max.	18.5
Monthly mean	4.4
Monthly min.	0.0
Total invalid	0
Sum > ELV	0
Daily ELV	
Monthly max	5.3
No. invalid days	0
No. > ELV	0
No. report days	31



Data is as processed without repairs.

SignedJohn Williams
(authorised to sign as representative of **Margam Green Energy Limited**)

Date.....28/02/2020....