

Permit Number: **EPR/DP3137EG**

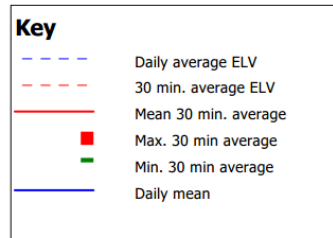
Operator: **Margam Green Energy Limited**

Facility: **Margam Green Energy Plant**

Form Number : **Air 1**

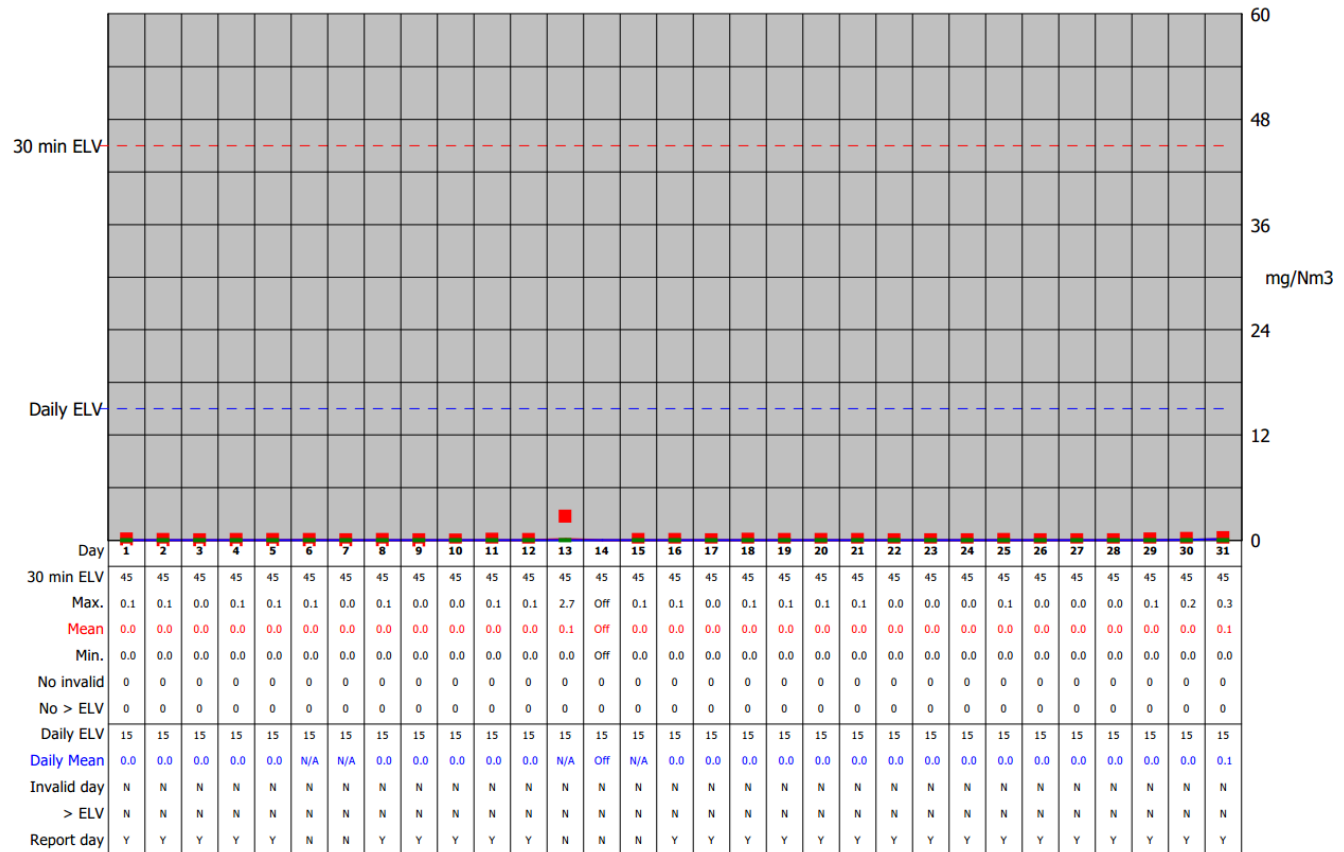
Date: **01/08/20-31/08/20**

Reporting of Continuously Monitored Emissions to Air for Dust, Emission Point Report for August, 2020



95th Percentile = 0.1
No. of valid averages = 1352

Month summary	
30 min ELV	
Monthly max.	2.7
Monthly mean	0.0
Monthly min.	0.0
Total invalid	0
Sum > ELV	0
Daily ELV	
Monthly max	0.1
No. invalid days	0
No. > ELV	0
No. report days	26



SignedMark Bull.....

Date.....28/09/2020.....

(authorised to sign as representative of **Margam Green Energy Limited**)

Permit Number: **EPR/DP3137EG**

Operator: **Margam Green Energy Limited**

Facility: **Margam Green Energy Plant**

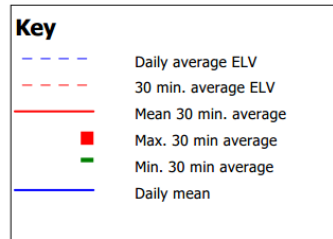
Form Number : **Air 1**

Date: **01/08/20-31/08/20**

Margam Green Energy Ltd

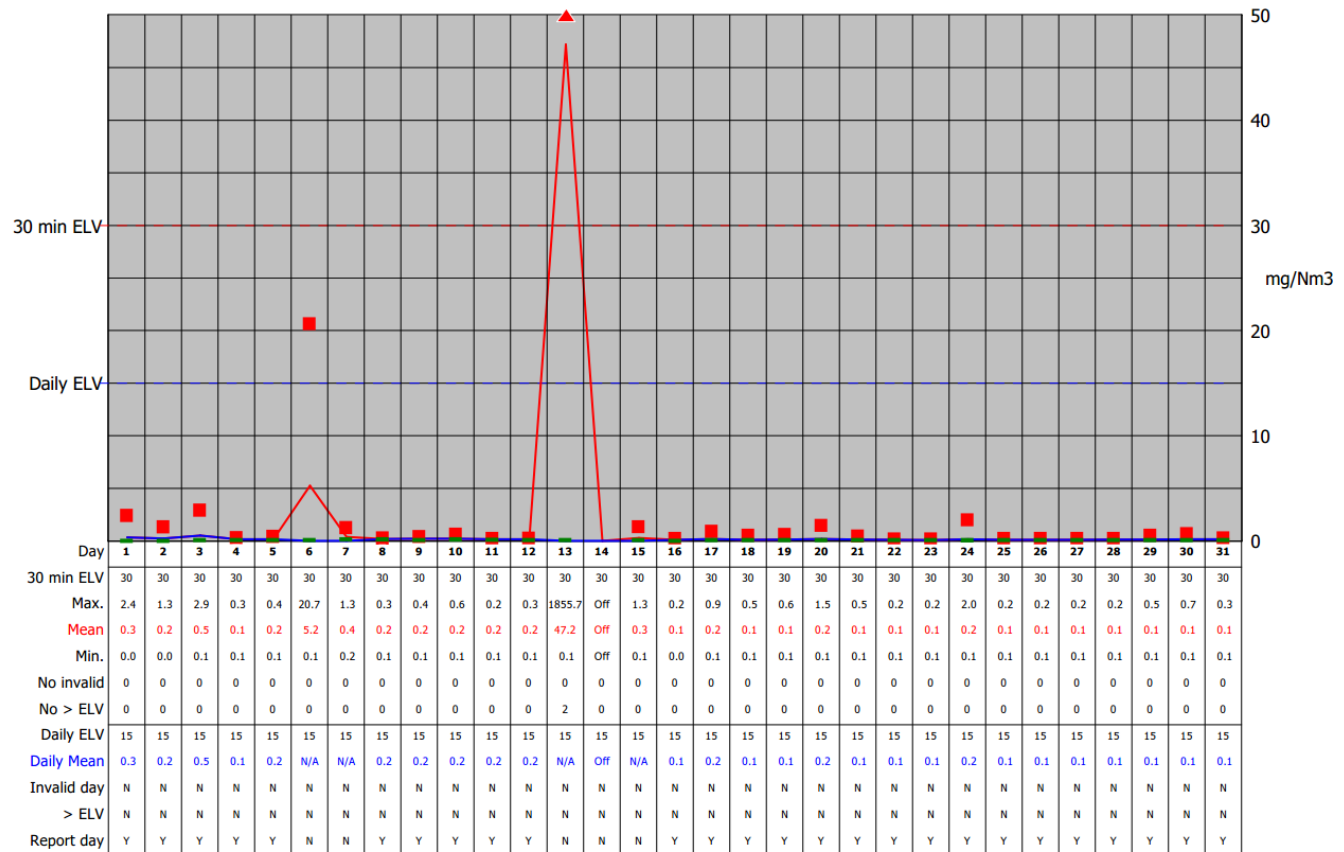
Permit EPR/DP3137EG

Reporting of Continuously Monitored Emissions to Air for TOC, Emission Point Report for August, 2020



95th Percentile = 0.4
No. of valid averages = 1352

Month summary	
30 min ELV	
Monthly max.	1855.7
Monthly mean	1.6
Monthly min.	0.0
Total invalid	0
Sum > ELV	2
Daily ELV	
Monthly max	0.5
No. invalid days	0
No. > ELV	0
No. report days	26



Data is as processed without repairs.

Signature

Margam Green Energy authorised representative

Date



SignedMark Bull.....

Date.....28/09/2020.....

(authorised to sign as representative of **Margam Green Energy Limited**)

Permit Number: **EPR/DP3137EG**

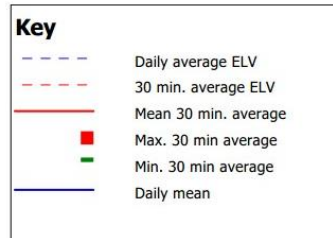
Operator: **Margam Green Energy Limited**

Facility: **Margam Green Energy Plant**

Form Number : **Air 1**

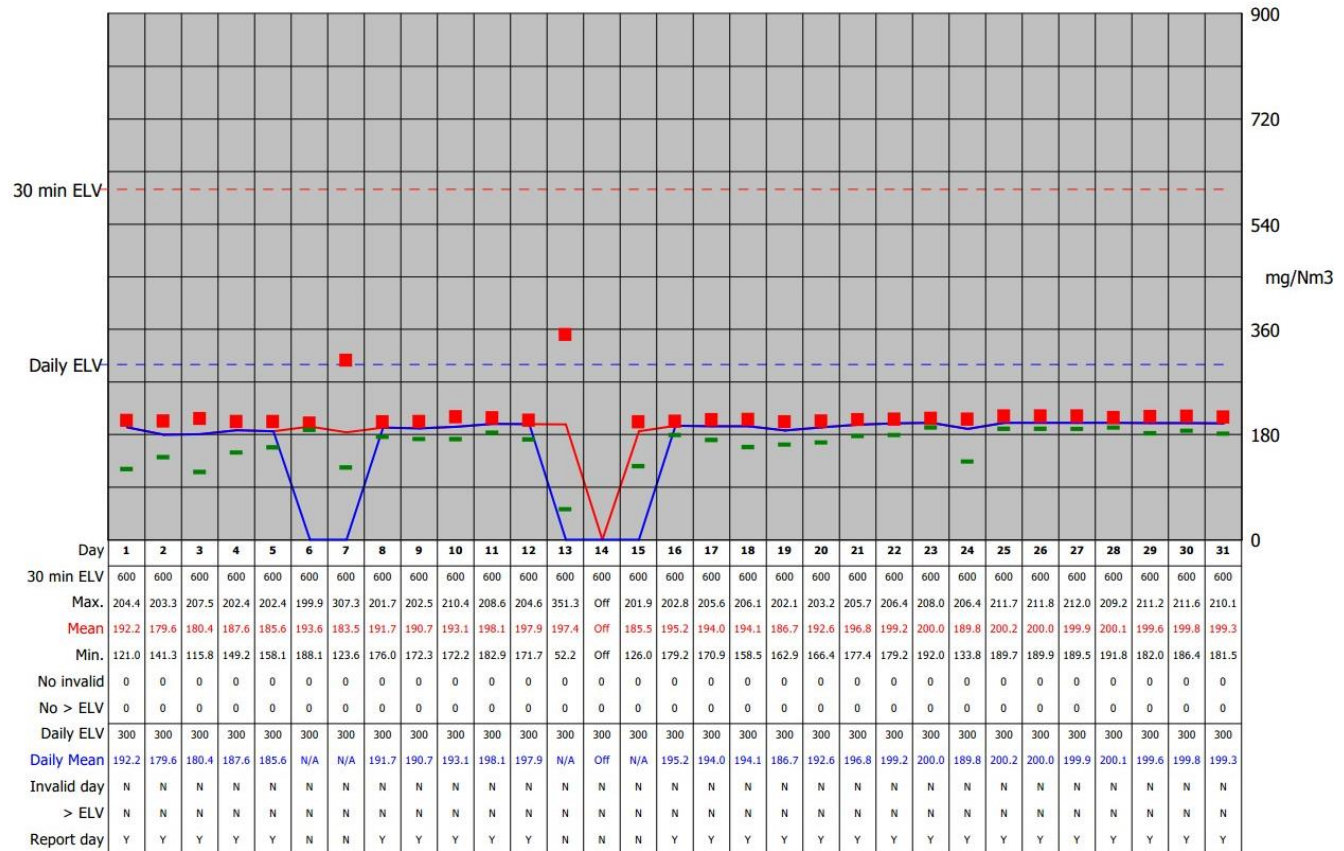
Date: **01/08/20-31/08/20**

Reporting of Continuously Monitored Emissions to Air for NO_x , Emission Point Report for August, 2020



95th Percentile = 205.4
No. of valid averages = 1352

Month summary	
30 min ELV	
Monthly max.	351.3
Monthly mean	193.7
Monthly min.	52.2
Total invalid	0
Sum > ELV	0
Daily ELV	
Monthly max	200.2
No. invalid days	0
No. > ELV	0
No. report days	26



SignedMark Bull.....

Date.....28/09/2020.....

(authorised to sign as representative of **Margam Green Energy Limited**)

Permit Number: **EPR/DP3137EG**


Operator: **Margam Green Energy Limited**

Facility: **Margam Green Energy Plant**

Form Number : **Air 1**

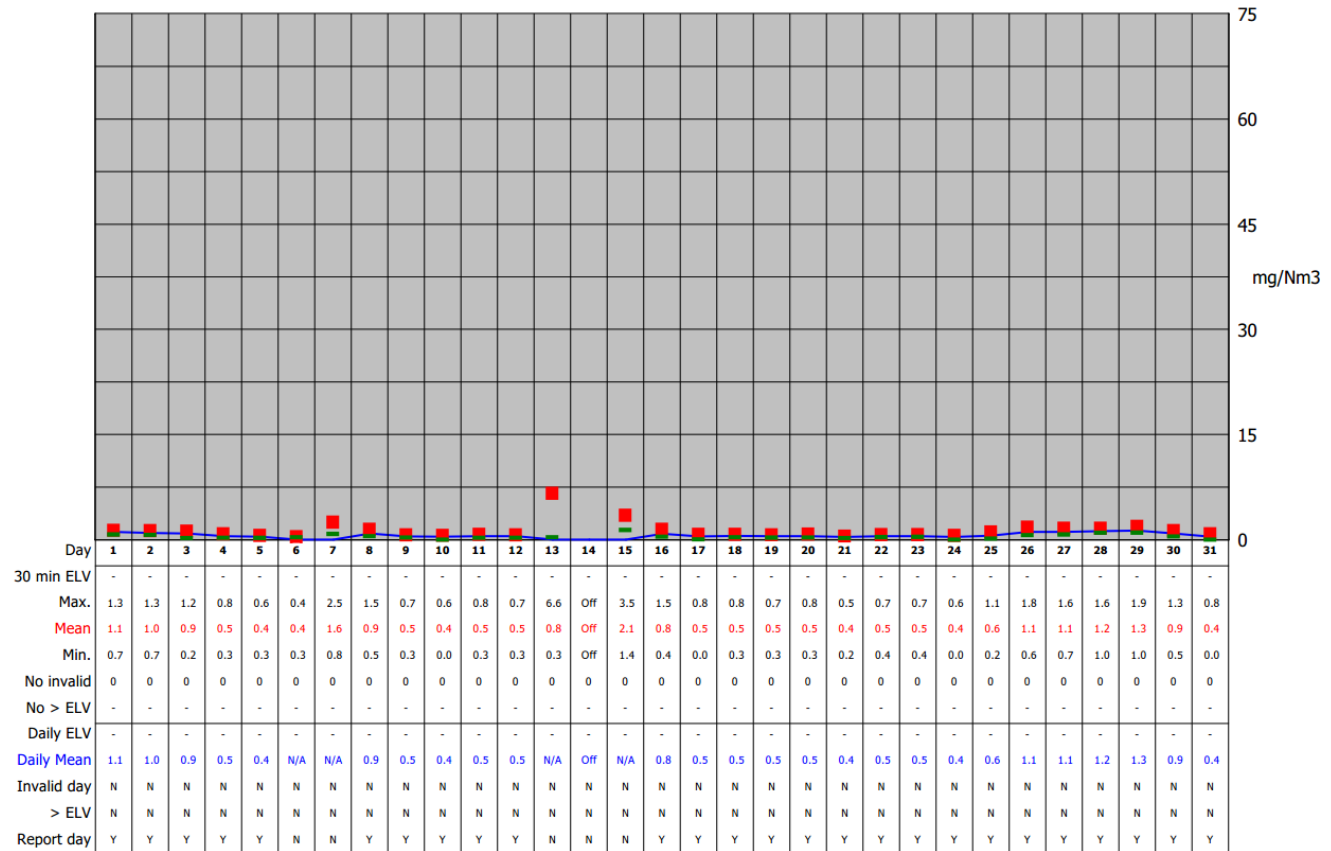
Date: **01/08/20-31/08/20**

Reporting of Continuously Monitored Emissions to Air for NH₃ , Emission Point Report for August, 2020



95th Percentile = 1.4
No. of valid averages = 1352

Month summary	
30 min ELV	
Monthly max.	6.6
Monthly mean	0.7
Monthly min.	0.0
Total invalid	0
Sum > ELV	0
Daily ELV	
Monthly max	1.3
No. invalid days	0
No. > ELV	0
No. report days	26



SignedMark Bull.....

Date.....28/09/2020.....

(authorised to sign as representative of **Margam Green Energy Limited**)

Permit Number: **EPR/DP3137EG**

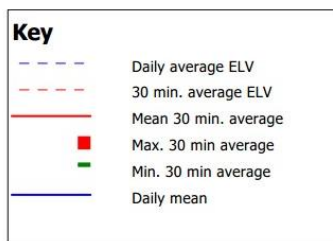
Operator: **Margam Green Energy Limited**

Facility: **Margam Green Energy Plant**

Form Number : **Air 1**

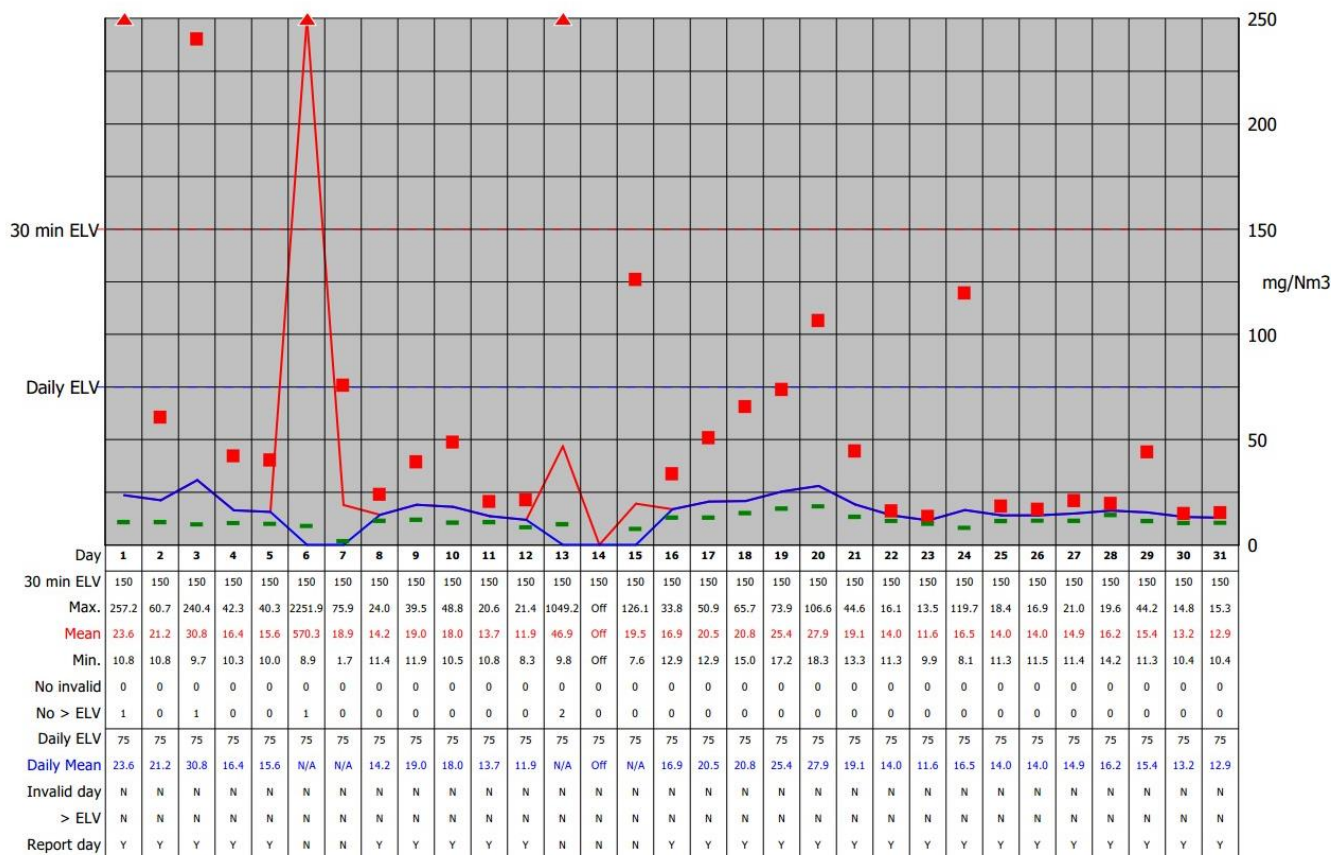
Date: **01/08/20-31/08/20**

Reporting of Continuously Monitored Emissions to Air for CO, Emission Point Report for August, 2020



95th Percentile = 30.1
No. of valid averages = 1351

Month summary	
30 min ELV	
Monthly max.	2251.9
Monthly mean	20.2
Monthly min.	1.7
Total invalid	0
Sum > ELV	5
Daily ELV	
Monthly max	30.8
No. invalid days	0
No. > ELV	0
No. report days	26



SignedMark Bull.....

Date.....28/09/2020....

(authorised to sign as representative of **Margam Green Energy Limited**)

Permit Number: **EPR/DP3137EG**

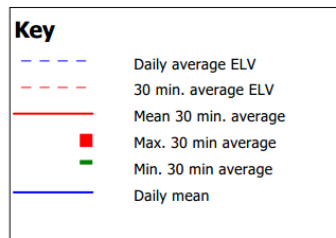
Operator: **Margam Green Energy Limited**

Facility: **Margam Green Energy Plant**

Form Number : **Air 1**

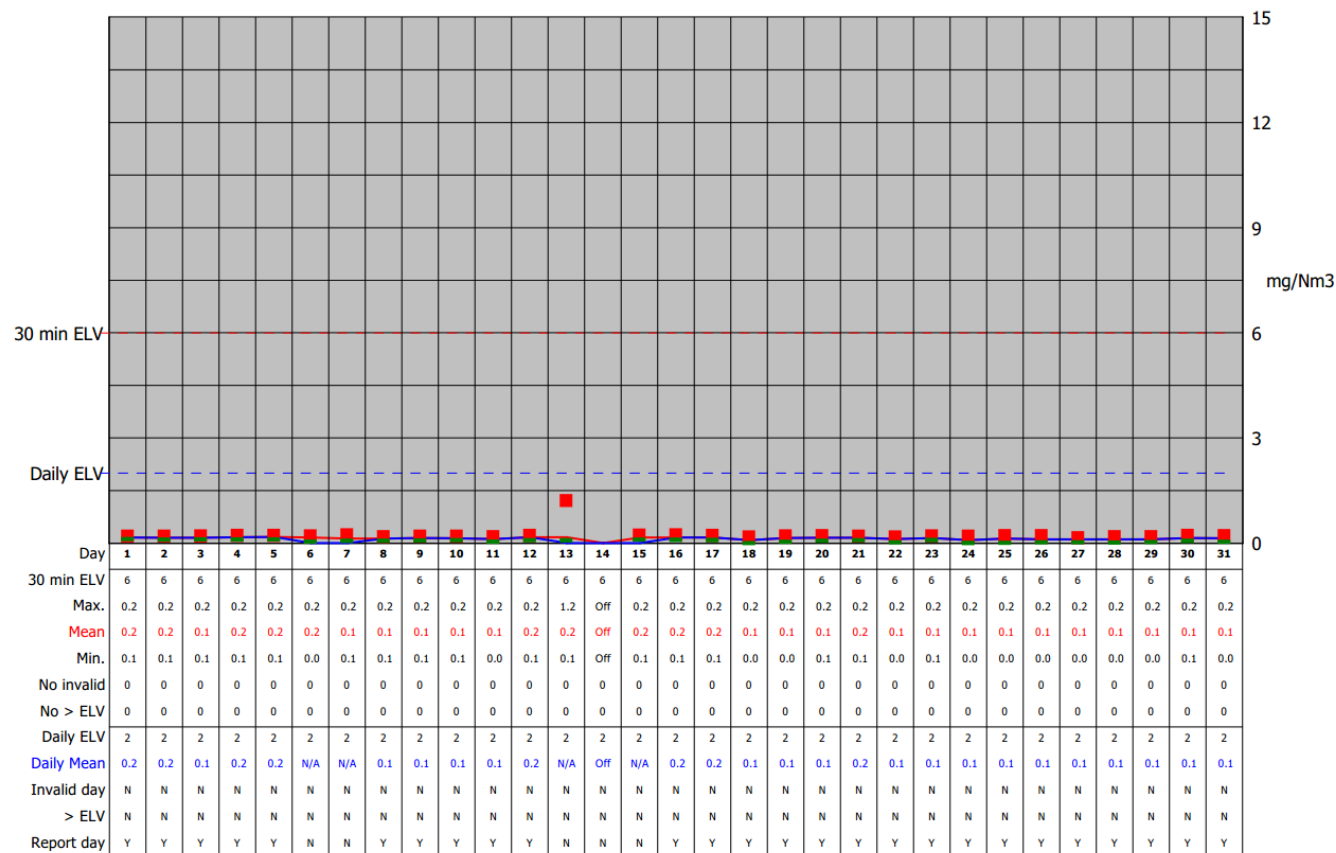
Date: **01/08/20-31/08/20**

Reporting of Continuously Monitored Emissions to Air for HF, Emission Point Report for August, 2020



95th Percentile = 0.2
No. of valid averages = 1352

Month summary	
30 min ELV	
Monthly max.	1.2
Monthly mean	0.1
Monthly min.	0.0
Total invalid	0
Sum > ELV	0
Daily ELV	
Monthly max	0.2
No. invalid days	0
No. > ELV	0
No. report days	26



SignedMark Bull.....

Date.....28/09/2020....

(authorised to sign as representative of **Margam Green Energy Limited**)

Permit Number: **EPR/DP3137EG**

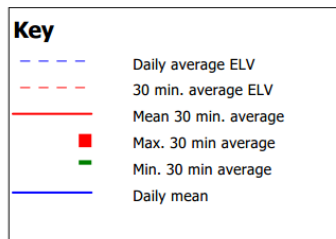
Operator: **Margam Green Energy Limited**

Facility: **Margam Green Energy Plant**

Form Number : **Air 1**

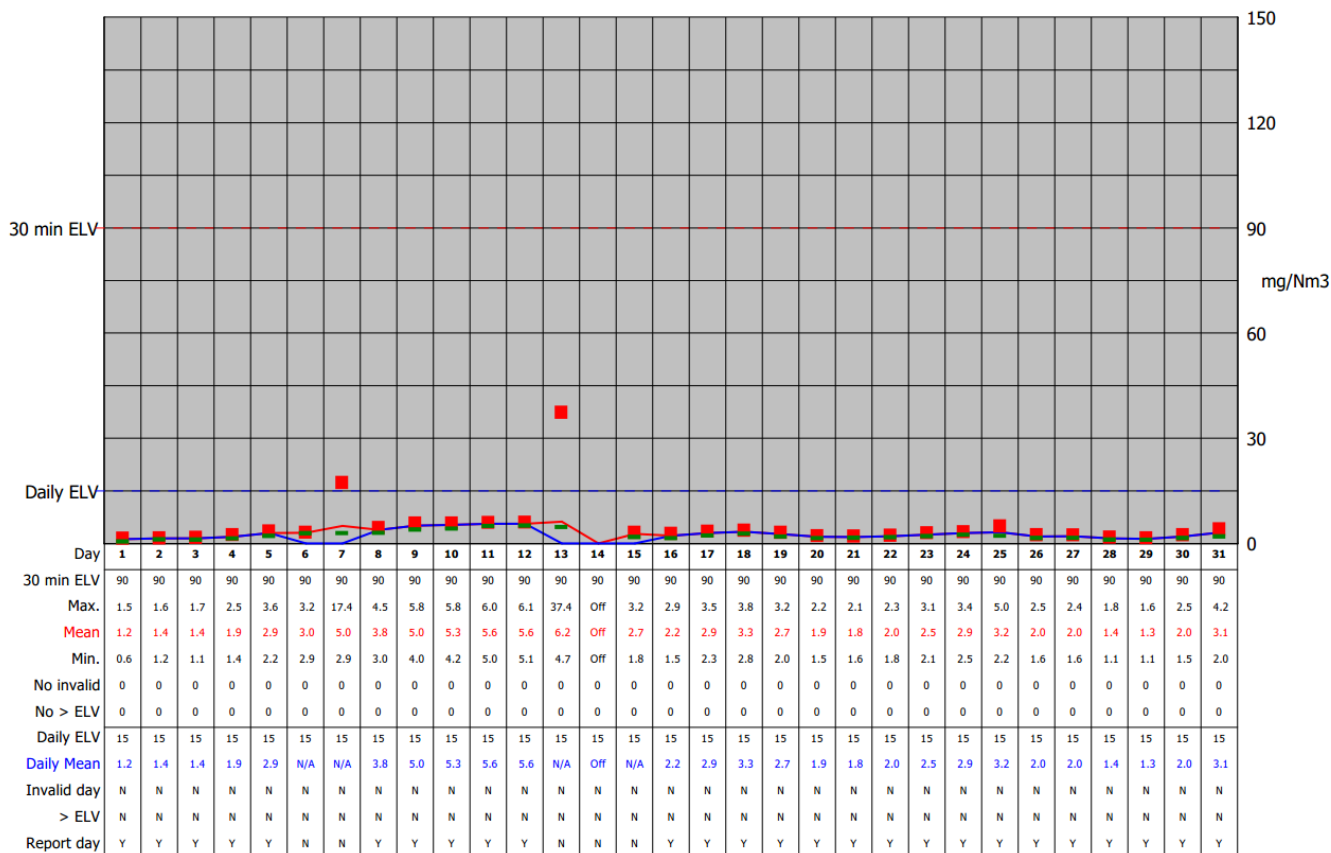
Date: **01/08/20-31/08/20**

Reporting of Continuously Monitored Emissions to Air for HCl, Emission Point Report for August, 2020



95th Percentile = 5.7
No. of valid averages = 1352

Month summary	
30 min ELV	
Monthly max.	37.4
Monthly mean	2.9
Monthly min.	0.6
Total invalid	0
Sum > ELV	0
Daily ELV	
Monthly max	5.6
No. invalid days	0
No. > ELV	0
No. report days	26



SignedMark Bull.....

Date.....28/09/2020....

(authorised to sign as representative of **Margam Green Energy Limited**)

Permit Number: **EPR/DP3137EG**

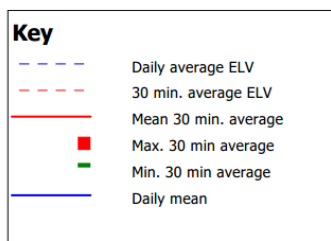
Operator: **Margam Green Energy Limited**

Facility: **Margam Green Energy Plant**

Form Number : **Air 1**

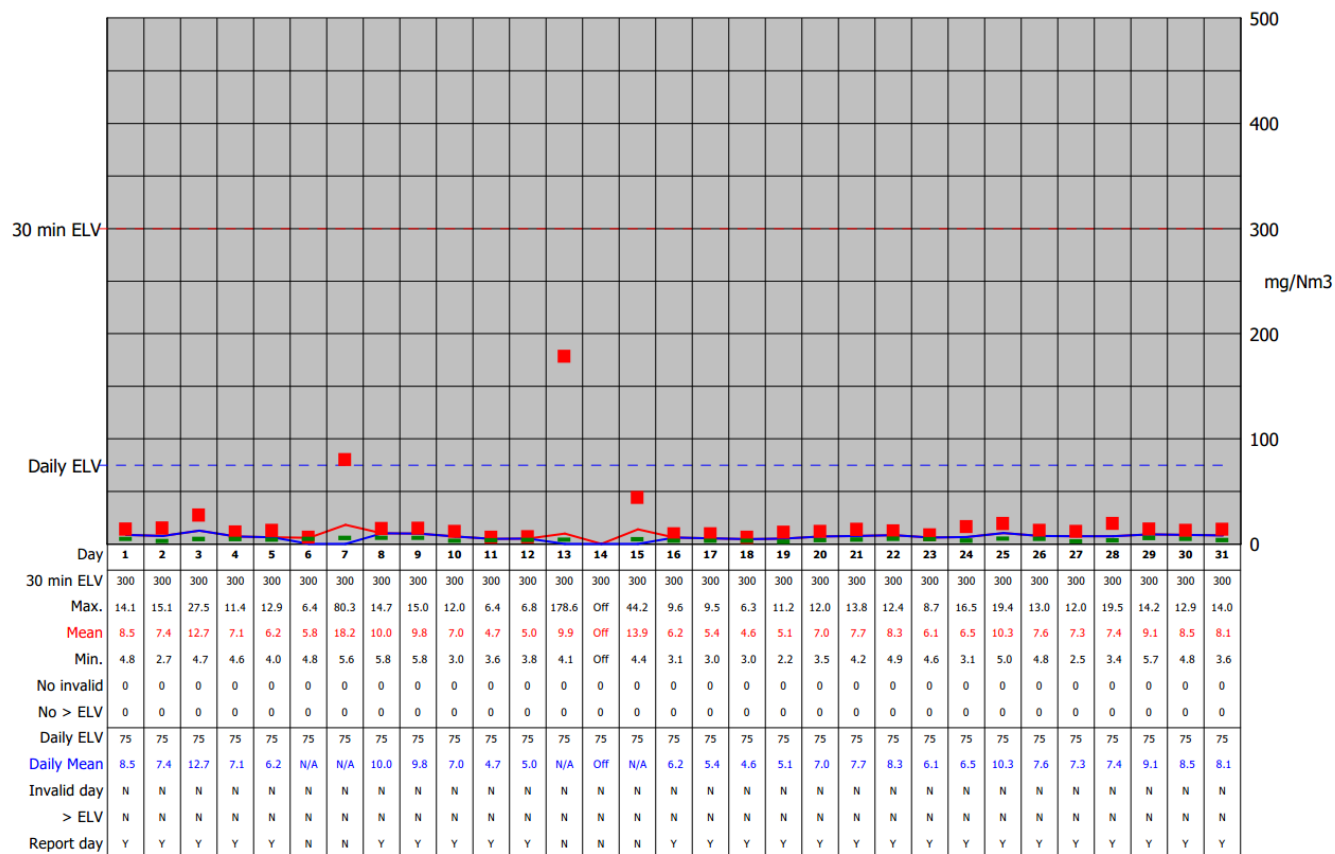
Date: **01/08/20-31/08/20**

Reporting of Continuously Monitored Emissions to Air for SO₂, Emission Point Report for August, 2020



95th Percentile = 13.3
No. of valid averages = 1352

Month summary	
30 min ELV	
Monthly max.	178.6
Monthly mean	7.9
Monthly min.	2.2
Total invalid	0
Sum > ELV	0
Daily ELV	
Monthly max	12.7
No. invalid days	0
No. > ELV	0
No. report days	26



SignedMark Bull.....

Date.....28/09/2020....

(authorised to sign as representative of **Margam Green Energy Limited**)