

Permit Number: **EPR/DP3137EG**

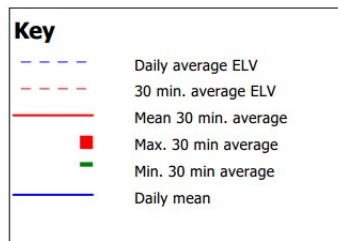
Operator: **Margam Green Energy Limited**

Facility: **Margam Green Energy Plant**

Form Number : **Air 1**

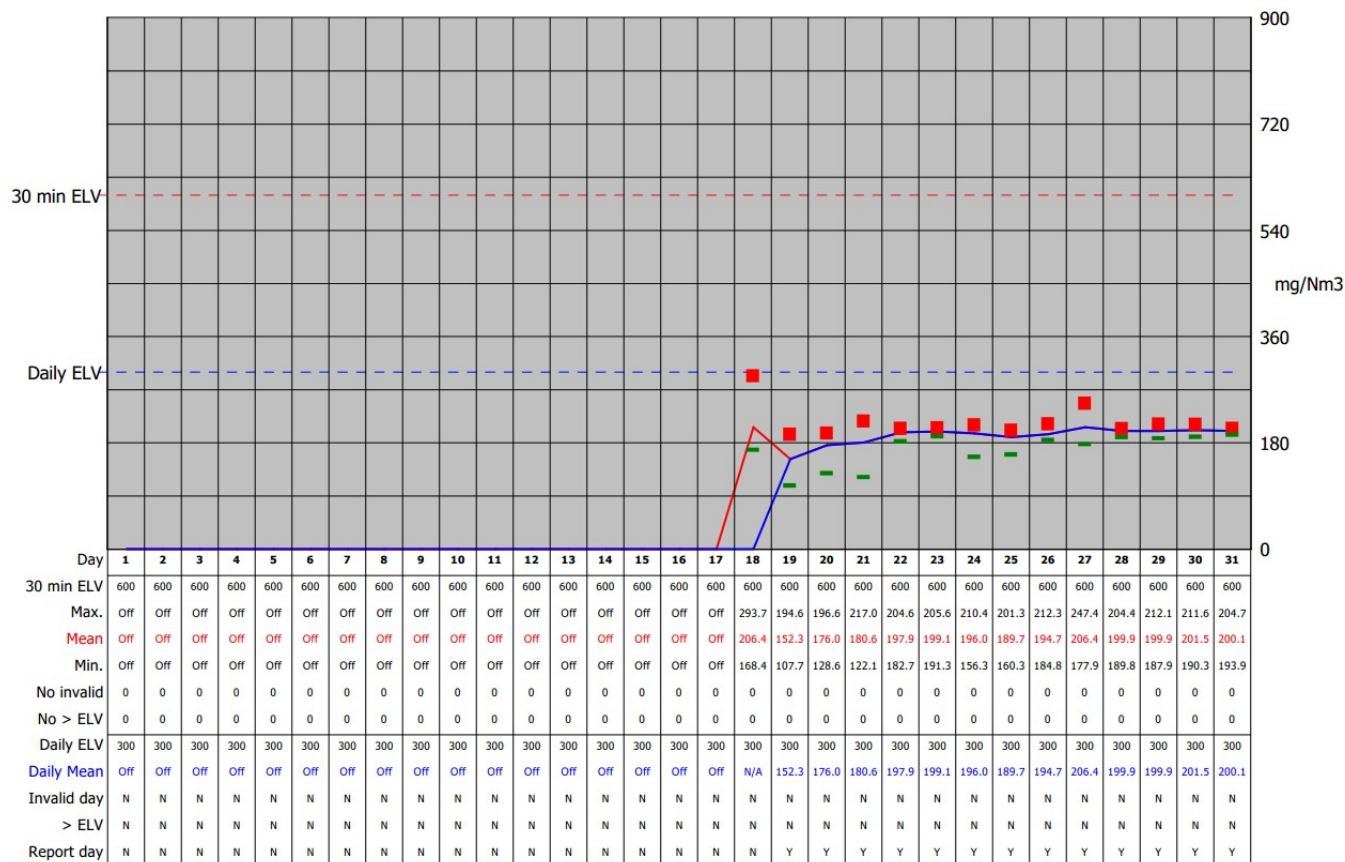
Date: **27/02/2020**

### Reporting of Continuously Monitored Emissions to Air for NO<sub>x</sub>, Emission Point Report for January, 2020



95th Percentile = 209.8  
No. of valid averages = 660

Month summary	
<b>30 min ELV</b>	
Monthly max.	293.7
Monthly mean	192.7
Monthly min.	107.7
Total invalid	0
Sum > ELV	0
<b>Daily ELV</b>	
Monthly max	206.4
No. invalid days	0
No. > ELV	0
No. report days	13



Signed .....John Williams .....

Date.....28/01/2020...

(authorised to sign as representative of **Margam Green Energy Limited**)

Permit Number: **EPR/DP3137EG**

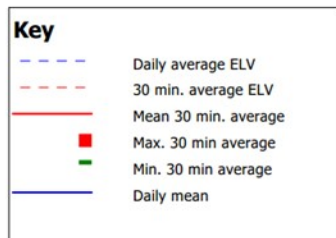
Operator: **Margam Green Energy Limited**

Facility: **Margam Green Energy Plant**

Form Number : **Air 1**

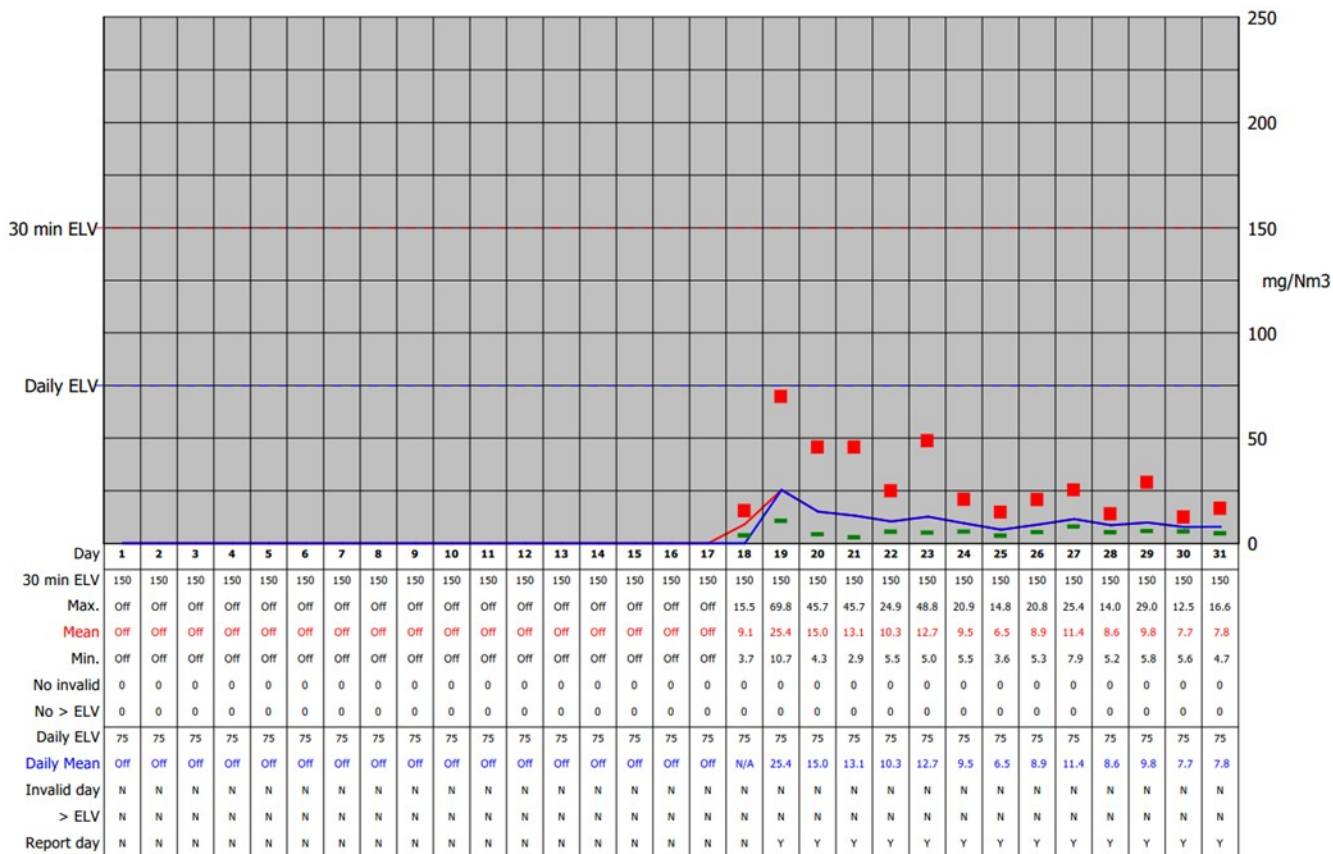
Date: **27/02/2020**

### Reporting of Continuously Monitored Emissions to Air for CO, Emission Point Report for January, 2020



95th Percentile = 28.3  
No. of valid averages = 660

Month summary	
<b>30 min ELV</b>	
Monthly max.	69.8
Monthly mean	11.2
Monthly min.	2.9
Total invalid	0
Sum > ELV	0
<b>Daily ELV</b>	
Monthly max	25.4
No. invalid days	0
No. > ELV	0
No. report days	13



Signed .....John Williams .....  
(authorised to sign as representative of **Margam Green Energy Limited**)

Date.....28/02/2020...

Permit Number: **EPR/DP3137EG**

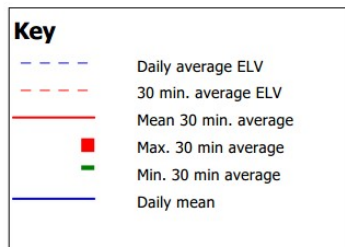
Operator: **Margam Green Energy Limited**

Facility: **Margam Green Energy Plant**

Form Number : **Air 1**

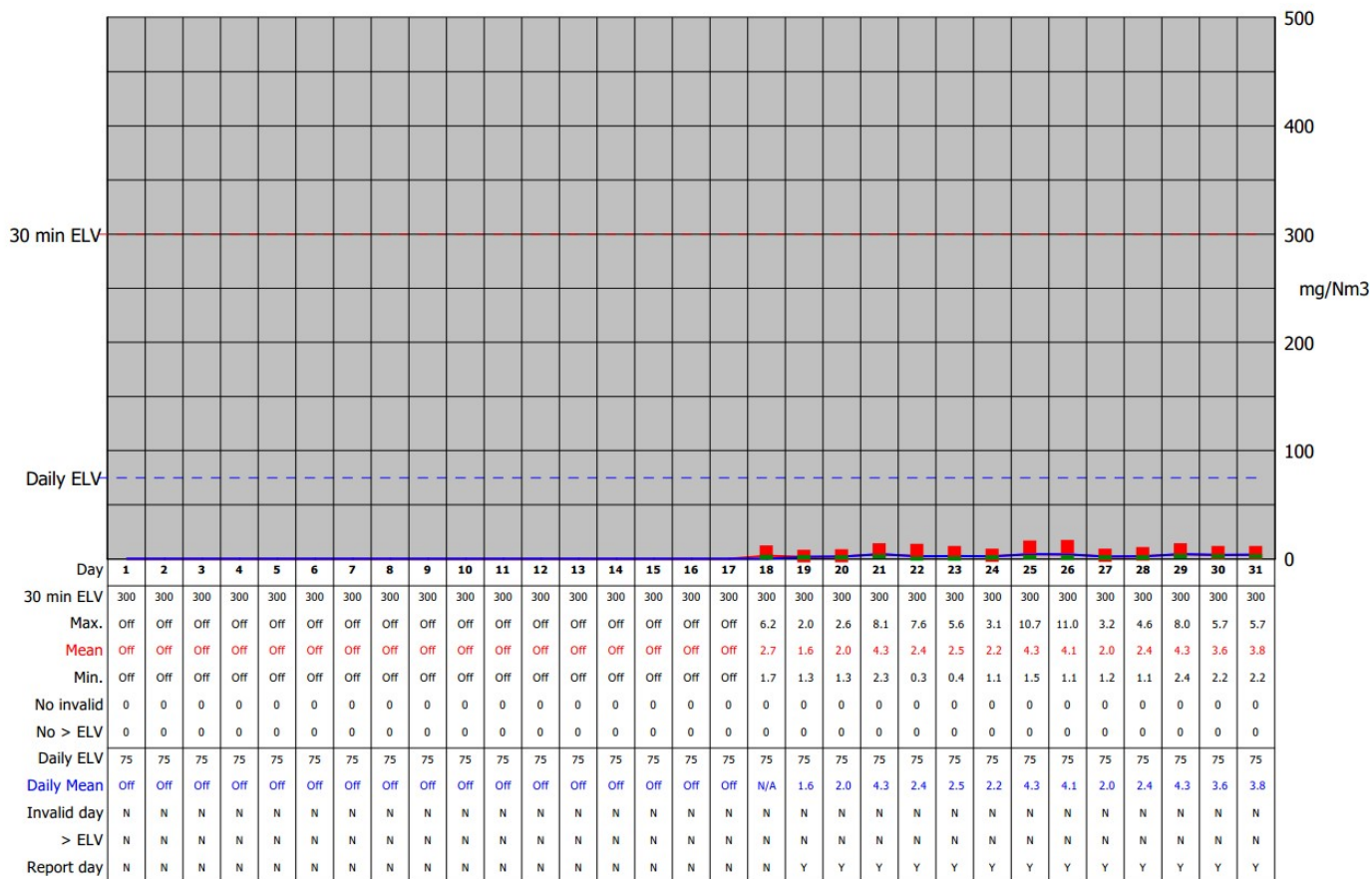
Date: **27/02/2020**

### Reporting of Continuously Monitored Emissions to Air for SO<sub>2</sub> , Emission Point Report for January, 2020



95th Percentile = 6.5  
No. of valid averages = 660

Month summary	
<b>30 min ELV</b>	
Monthly max.	11.0
Monthly mean	3.0
Monthly min.	0.3
Total invalid	0
Sum > ELV	0
<b>Daily ELV</b>	
Monthly max	4.3
No. invalid days	0
No. > ELV	0
No. report days	13



Signed .....John Williams .....

Date.....28/02/2020...

(authorised to sign as representative of **Margam Green Energy Limited**)

Permit Number: **EPR/DP3137EG**

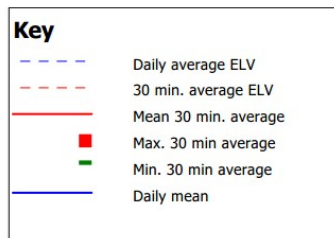
Operator: **Margam Green Energy Limited**

Facility: **Margam Green Energy Plant**

Form Number : **Air 1**

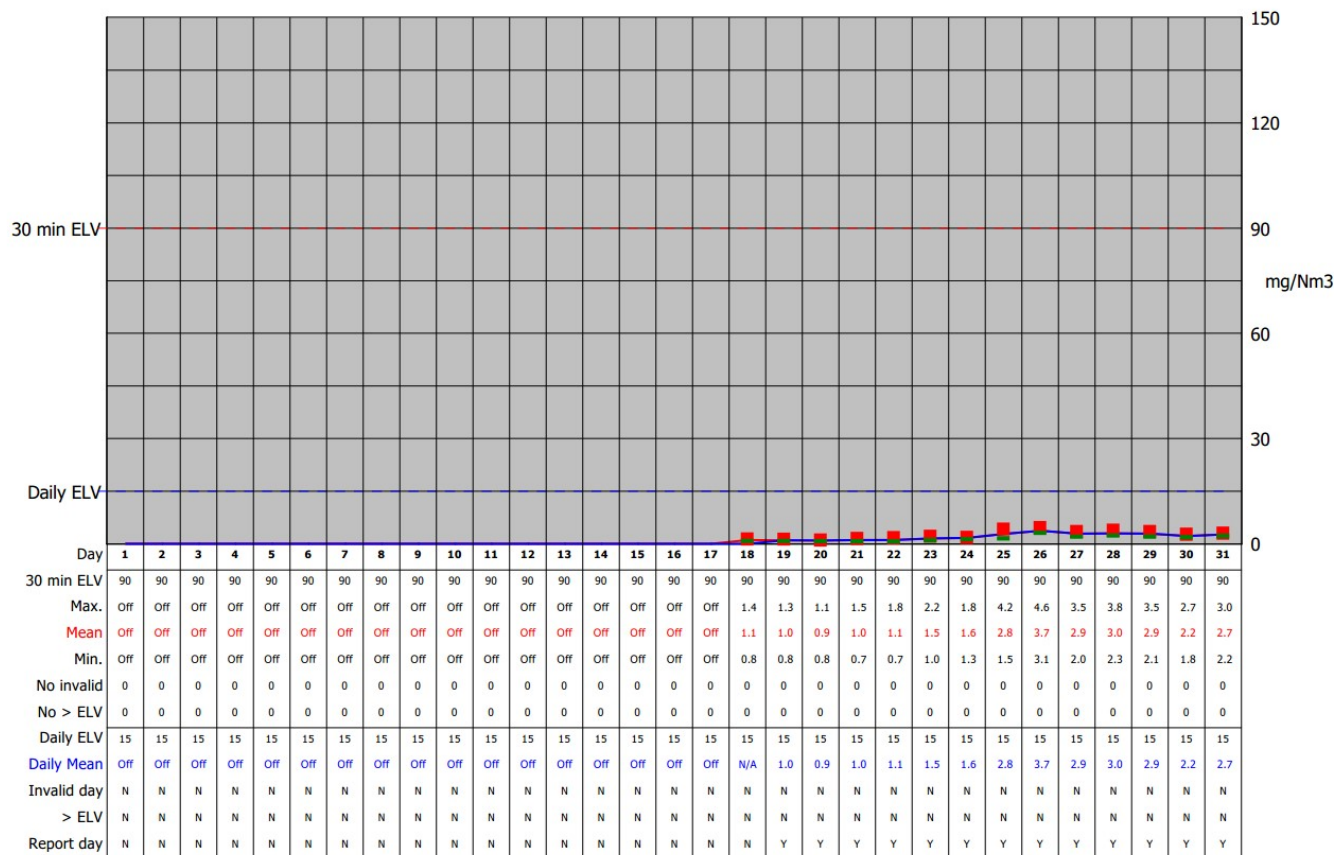
Date: **27/02/2020**

### Reporting of Continuously Monitored Emissions to Air for HCl, Emission Point Report for January, 2020



95th Percentile = 3.6  
No. of valid averages = 660

Month summary	
<b>30 min ELV</b>	
Monthly max.	4.6
Monthly mean	2.0
Monthly min.	0.7
Total invalid	0
Sum > ELV	0
<b>Daily ELV</b>	
Monthly max	3.7
No. invalid days	0
No. > ELV	0
No. report days	13



Signed .....John Williams .....

Date.....28/02/2020...

(authorised to sign as representative of **Margam Green Energy Limited**)



Permit Number: **EPR/DP3137EG**


Operator: **Margam Green Energy Limited**

Facility: **Margam Green Energy Plant**

Form Number : **Air 1**

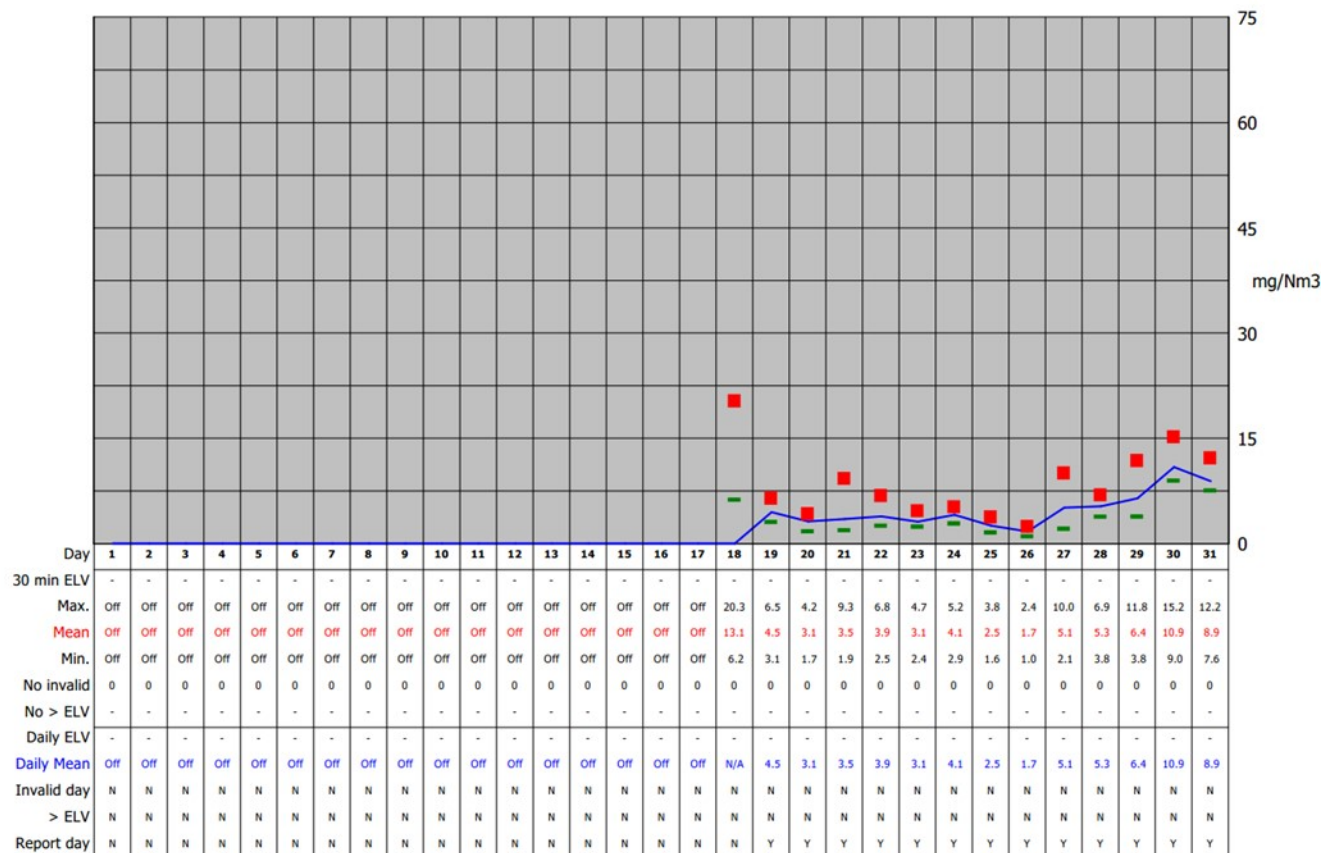
Date: **27/02/2020**

### Reporting of Continuously Monitored Emissions to Air for NH<sub>3</sub> , Emission Point Report for January, 2020



95th Percentile = 11.8  
No. of valid averages = 660

Month summary	
<b>30 min ELV</b>	
Monthly max.	20.3
Monthly mean	5.3
Monthly min.	1.0
Total invalid	0
Sum > ELV	0
<b>Daily ELV</b>	
Monthly max	10.9
No. invalid days	0
No. > ELV	0
No. report days	13



Signed .....John Williams .....

Date.....28/02/2020...

(authorised to sign as representative of **Margam Green Energy Limited**)

Permit Number: **EPR/DP3137EG**

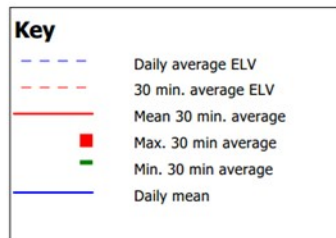
Operator: **Margam Green Energy Limited**

Facility: **Margam Green Energy Plant**

Form Number : **Air 1**

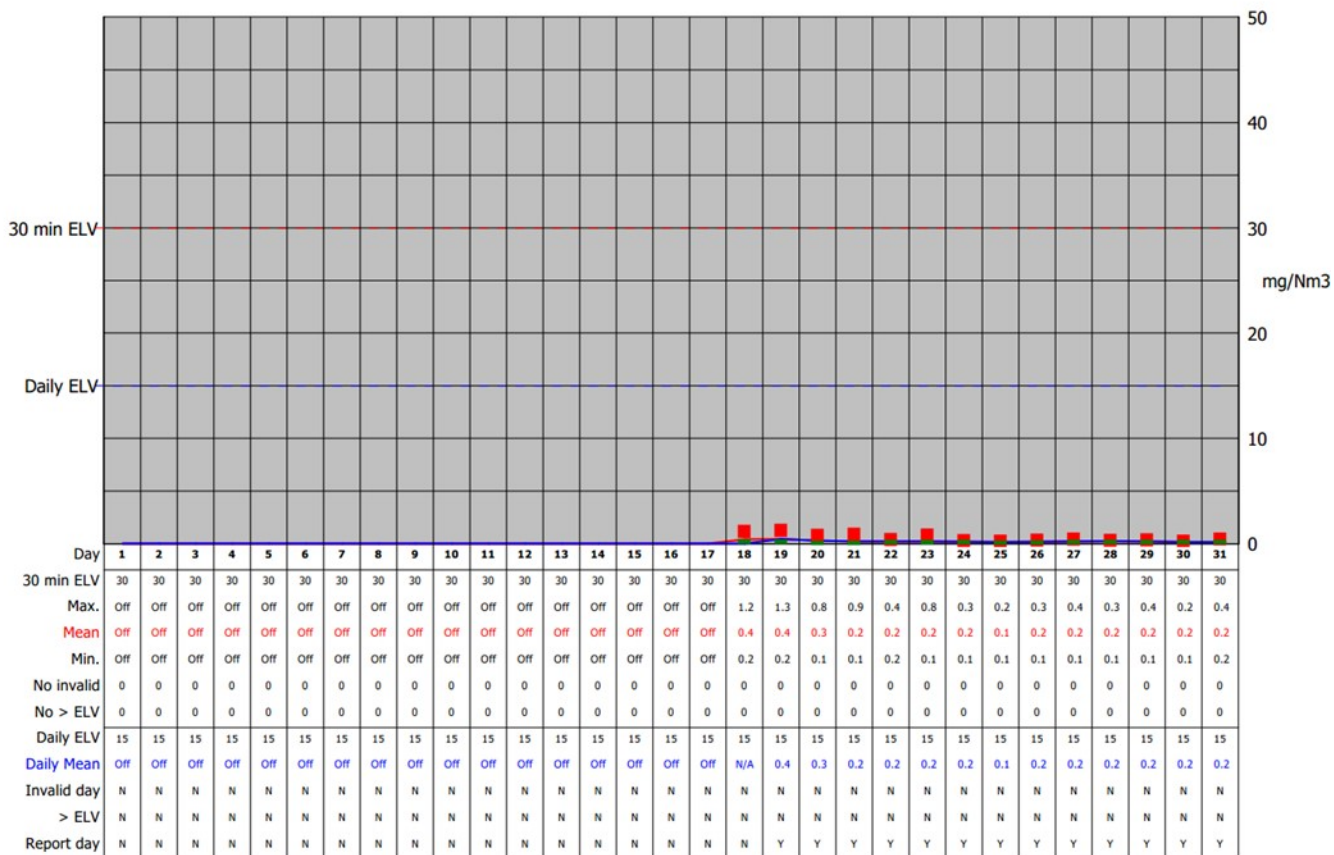
Date: **27/02/2020**

### Reporting of Continuously Monitored Emissions to Air for TOC, Emission Point Report for January, 2020



95th Percentile = 0.5  
No. of valid averages = 660

Month summary	
30 min ELV	
Monthly max.	1.3
Monthly mean	0.2
Monthly min.	0.1
Total invalid	0
Sum > ELV	0
Daily ELV	
Monthly max	0.4
No. invalid days	0
No. > ELV	0
No. report days	13



Signed .....John Williams .....

Date.....28/02/2020....

(authorised to sign as representative of **Margam Green Energy Limited**)

Permit Number: **EPR/DP3137EG**

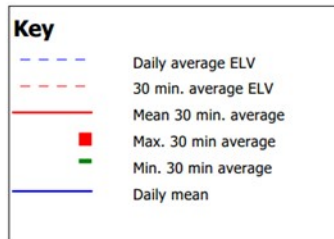
Operator: **Margam Green Energy Limited**

Facility: **Margam Green Energy Plant**

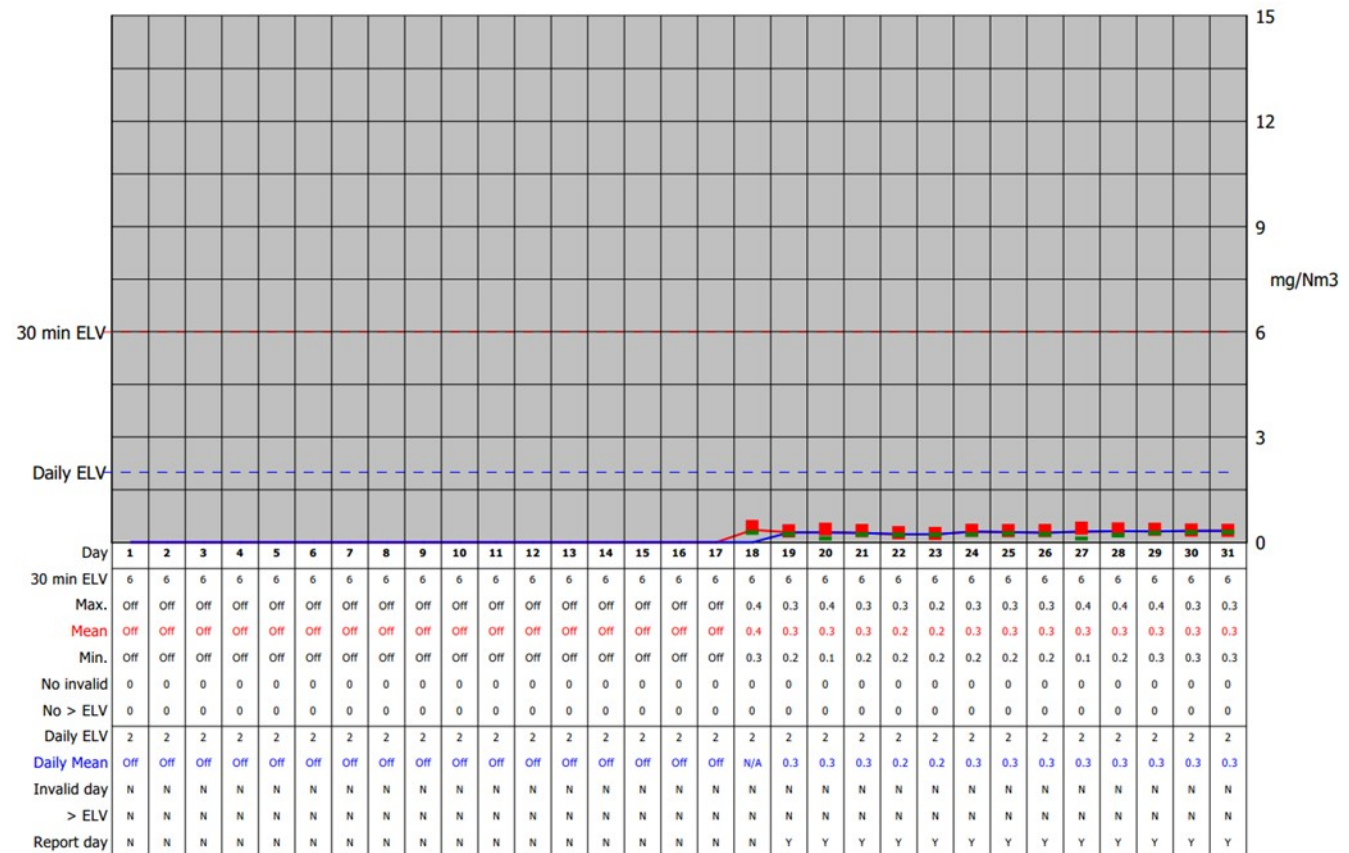
Form Number : **Air 1**

Date: **27/02/2020**

### Reporting of Continuously Monitored Emissions to Air for HF, Emission Point Report for January, 2020



95th Percentile = 0.3  
No. of valid averages = 660



Month summary	
30 min ELV	
Monthly max.	0.4
Monthly mean	0.3
Monthly min.	0.1
Total invalid	0
Sum > ELV	0
Daily ELV	
Monthly max	0.3
No. invalid days	0
No. > ELV	0
No. report days	13

Signed .....John Williams .....  
(authorised to sign as representative of **Margam Green Energy Limited**)

Date.....28/02/2020....

Permit Number: **EPR/DP3137EG**

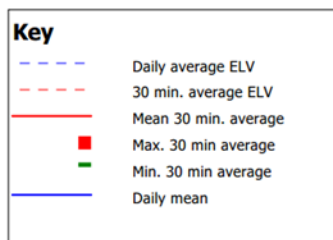
Operator: **Margam Green Energy Limited**

Facility: **Margam Green Energy Plant**

Form Number : **Air 1**

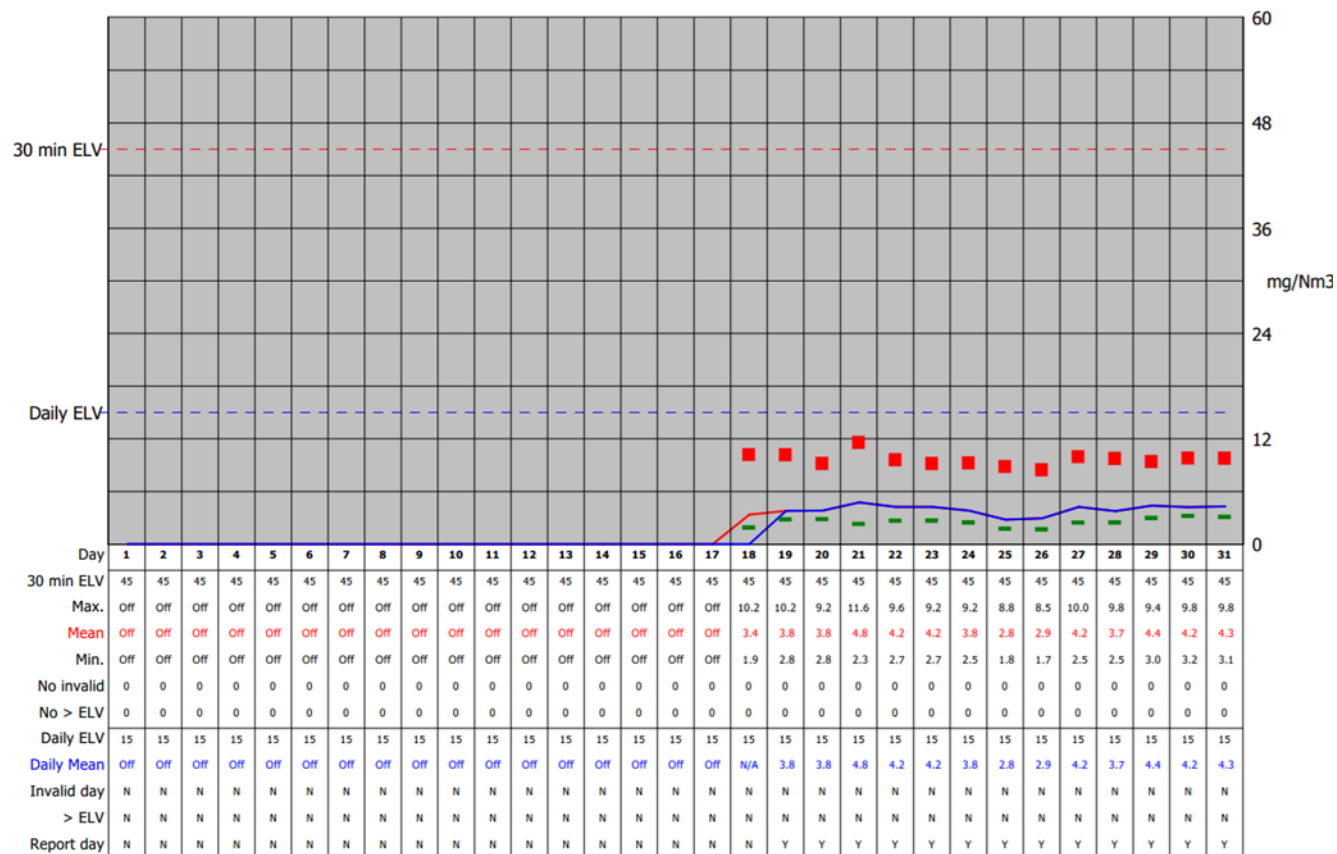
Date: **27/02/2020**

### Reporting of Continuously Monitored Emissions to Air for Dust, Emission Point Report for January, 2020



95th Percentile = 9.0  
No. of valid averages = 660

Month summary	
<b>30 min ELV</b>	
Monthly max.	11.6
Monthly mean	3.9
Monthly min.	1.7
Total invalid	0
Sum > ELV	0
<b>Daily ELV</b>	
Monthly max	4.8
No. invalid days	0
No. > ELV	0
No. report days	13



Signed .....John Williams .....

Date.....28/02/2020....

(authorised to sign as representative of **Margam Green Energy Limited**)