

Permit Number: **EPR/DP3137EG**

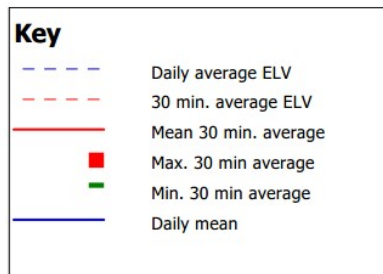
Operator: **Margam Green Energy Limited**

Facility: **Margam Green Energy Plant**

Form Number : **Air 1**

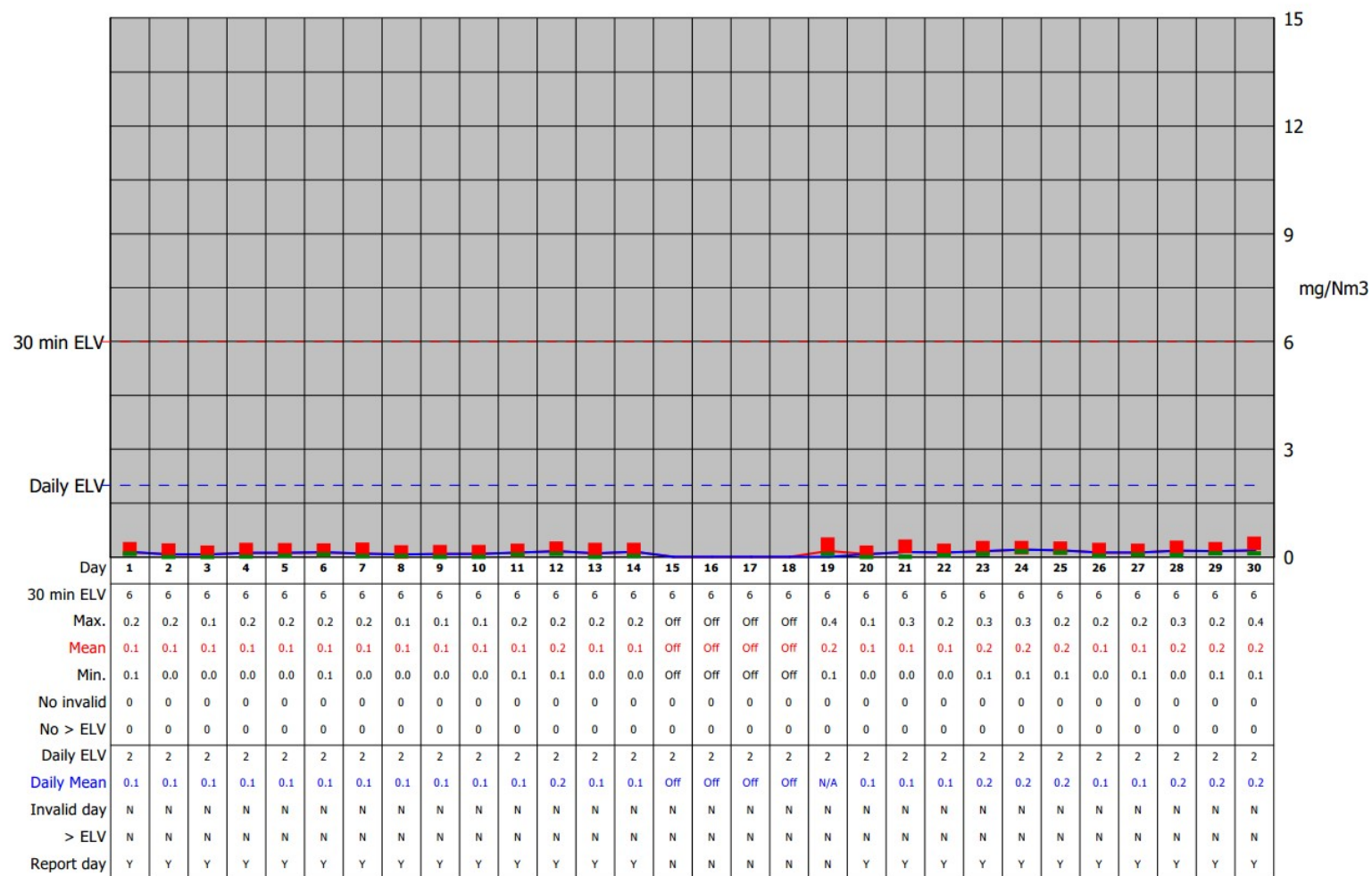
Date: **01/09/20-30/09/20**

## Reporting of Continuously Monitored Emissions to Air for HF, Emission Point Report for September, 2020



95th Percentile = 0.2  
No. of valid averages = 1220

Month summary	
<b>30 min ELV</b>	
Monthly max.	0.4
Monthly mean	0.1
Monthly min.	0.0
Total invalid	0
Sum > ELV	0
<b>Daily ELV</b>	
Monthly max	0.2
No. invalid days	0
No. > ELV	0
No. report days	25



Signed .....John Williams.....

Date.....27/10/2020.....

(authorised to sign as representative of **Margam Green Energy Limited**)

Permit Number: **EPR/DP3137EG**

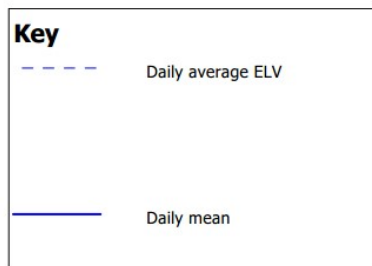
Operator: **Margam Green Energy Limited**

Facility: **Margam Green Energy Plant**

Form Number : **Air 1**

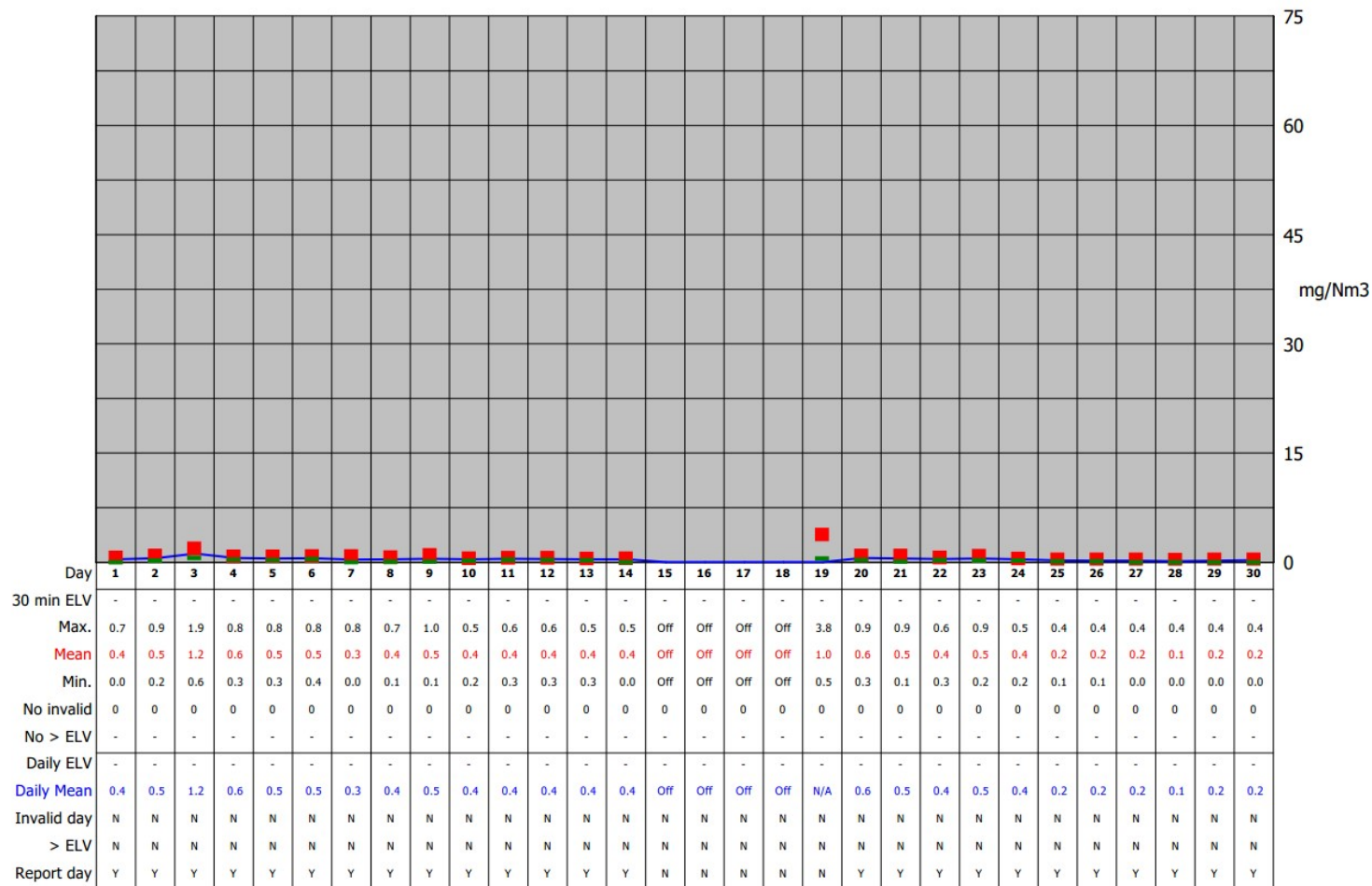
Date: **01/09/20-30/09/20**

## Reporting of Continuously Monitored Emissions to Air for NH<sub>3</sub> , Emission Point Report for September, 2020



95th Percentile = 0.8  
No. of valid averages = 1220

Month summary	
<b>30 min ELV</b>	
Monthly max.	3.8
Monthly mean	0.4
Monthly min.	0.0
Total invalid	0
Sum > ELV	0
<b>Daily ELV</b>	
Monthly max	1.2
No. invalid days	0
No. > ELV	0
No. report days	25



Signed .....John Williams.....

Date.....27/10/2020.....

(authorised to sign as representative of **Margam Green Energy Limited**)

Permit Number: **EPR/DP3137EG**

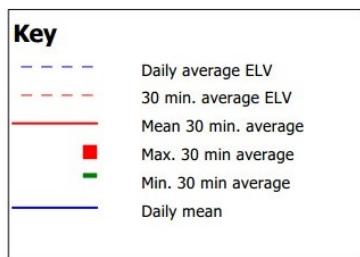
Operator: **Margam Green Energy Limited**

Facility: **Margam Green Energy Plant**

Form Number : **Air 1**

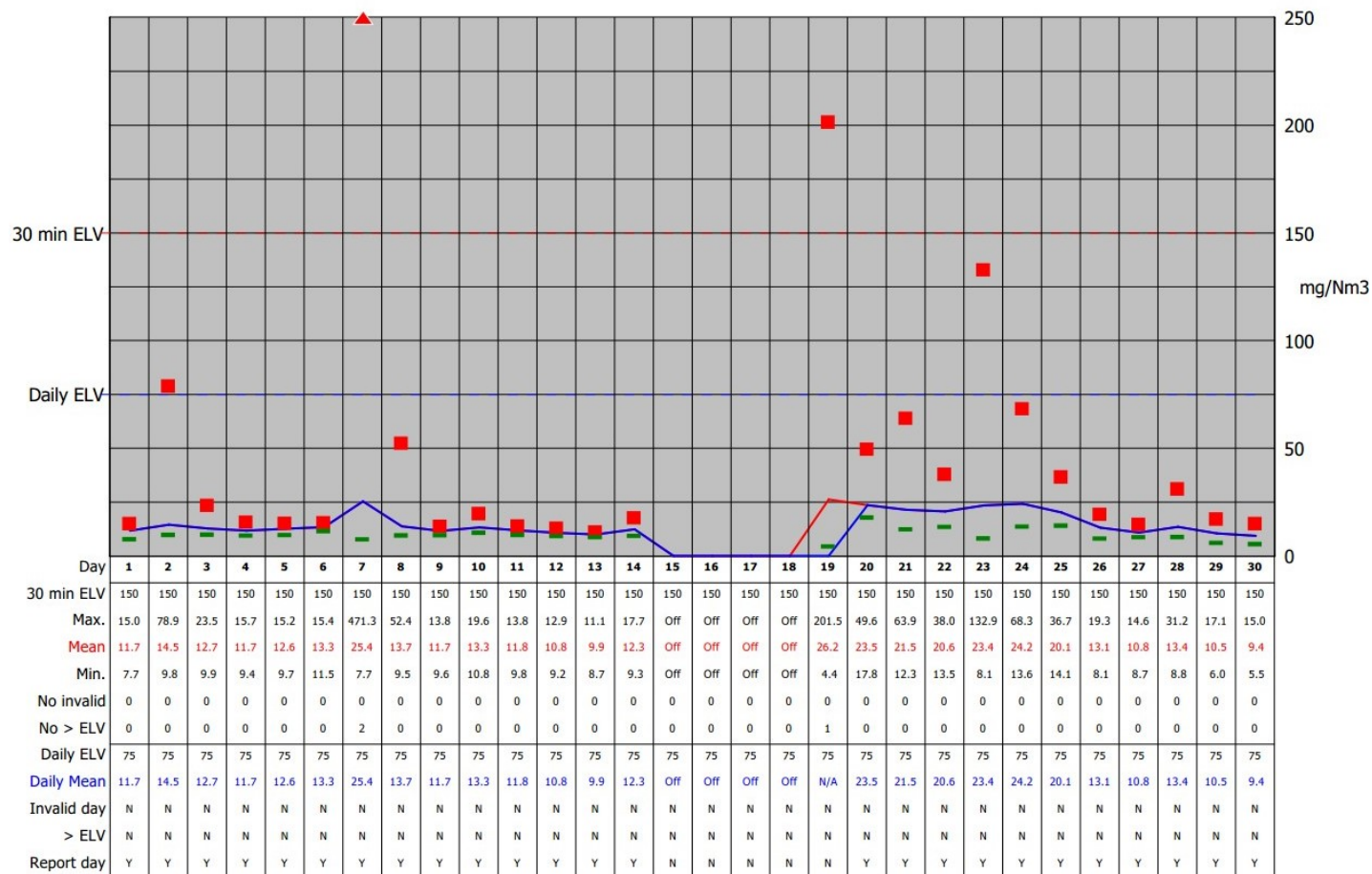
Date: **01/09/20-30/09/20**

### Reporting of Continuously Monitored Emissions to Air for CO, Emission Point Report for September, 2020



95th Percentile = 25.9  
No. of valid averages = 1220

Month summary	
<b>30 min ELV</b>	
Monthly max.	471.3
Monthly mean	15.2
Monthly min.	4.4
Total invalid	0
Sum > ELV	3
<b>Daily ELV</b>	
Monthly max	25.4
No. invalid days	0
No. > ELV	0
No. report days	25



Signed .....John Williams..... Date.....27/10/2020.....  
(authorised to sign as representative of **Margam Green Energy Limited**)

Permit Number: **EPR/DP3137EG**

Operator: **Margam Green Energy Limited**

Facility: **Margam Green Energy Plant**

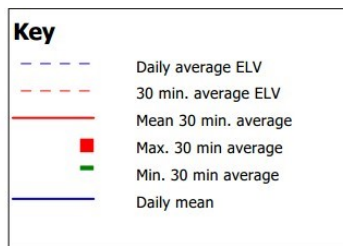
Form Number : **Air 1**

Date: **01/09/20-30/09/20**

Margam Green Energy Ltd

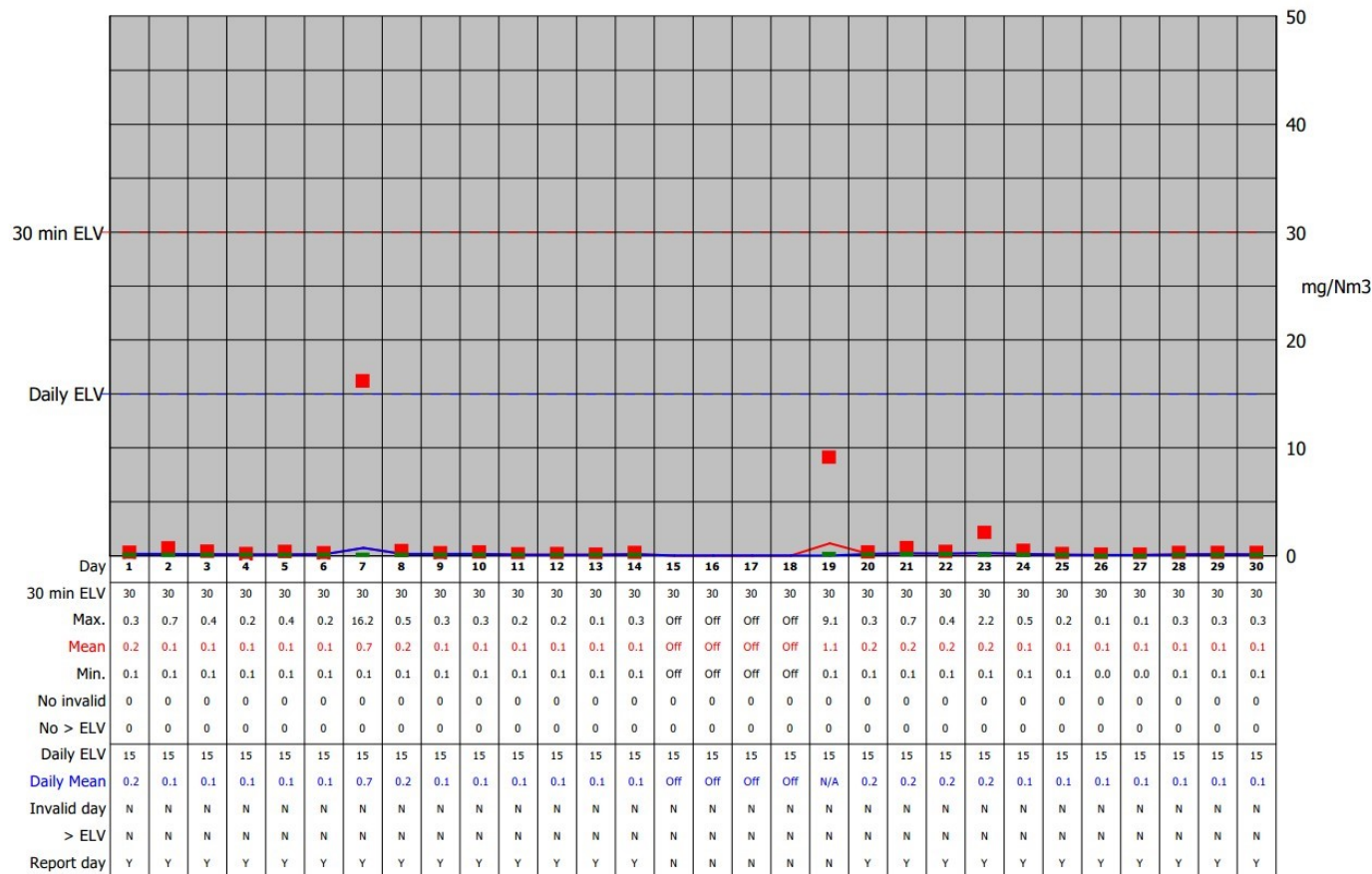
Permit EPR/DP3137EG

### Reporting of Continuously Monitored Emissions to Air for TOC, Emission Point Report for September, 2020



95th Percentile = 0.3  
No. of valid averages = 1220

Month summary	
<b>30 min ELV</b>	
Monthly max.	16.2
Monthly mean	0.2
Monthly min.	0.0
Total invalid	0
Sum > ELV	0
<b>Daily ELV</b>	
Monthly max	0.7
No. invalid days	0
No. > ELV	0
No. report days	25



Signed .....John Williams.....

Date.....27/10/2020.....

(authorised to sign as representative of **Margam Green Energy Limited**)



Permit Number: **EPR/DP3137EG**

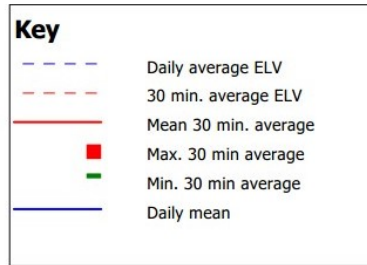
Operator: **Margam Green Energy Limited**

Facility: **Margam Green Energy Plant**

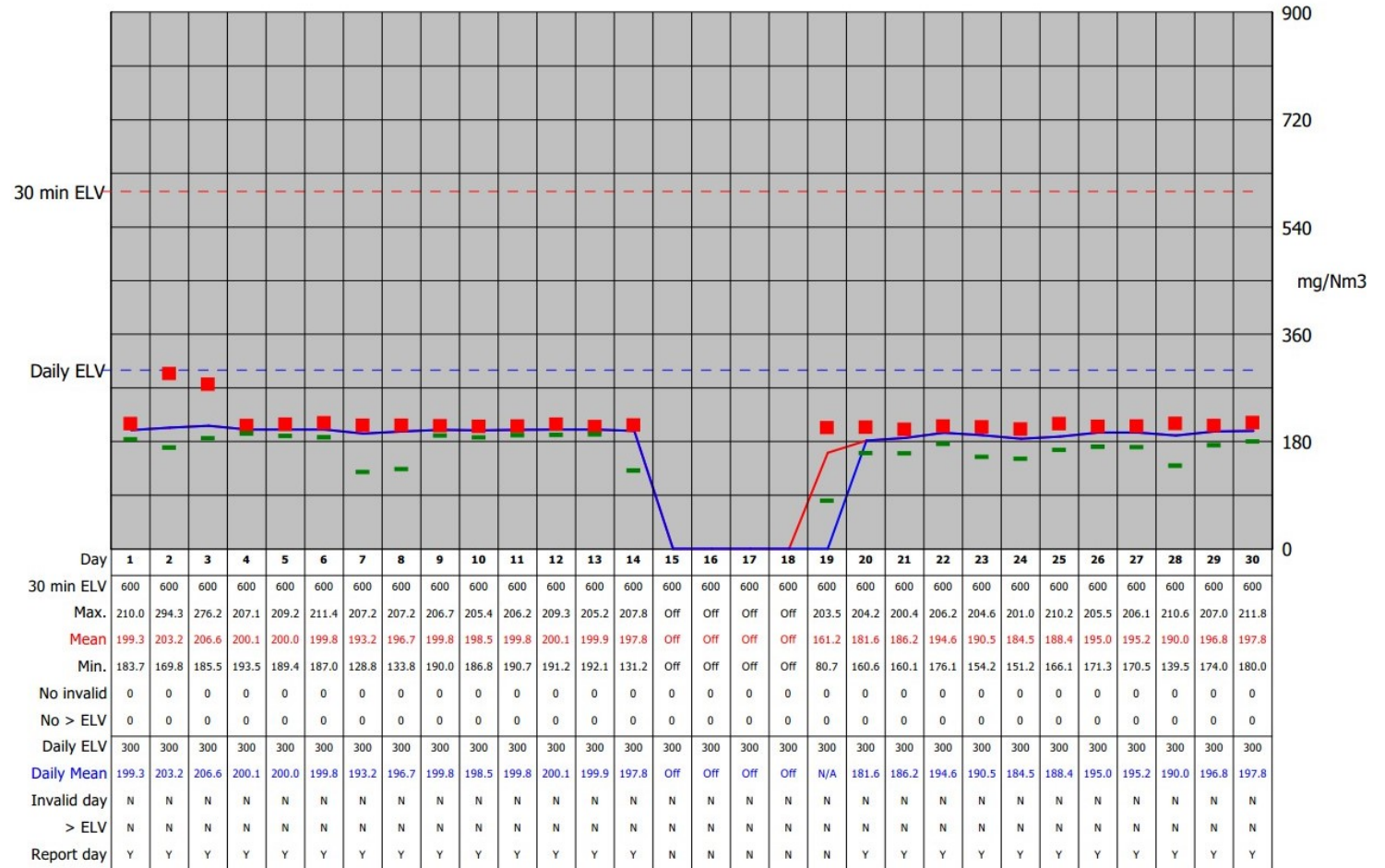
Form Number : **Air 1**

Date: **01/09/20-30/09/20**

## Reporting of Continuously Monitored Emissions to Air for NO<sub>x</sub>, Emission Point Report for September, 2020



95th Percentile = 205.5  
No. of valid averages = 1220



Month summary	
30 min ELV	
Monthly max.	294.3
Monthly mean	195.2
Monthly min.	80.7
Total invalid	0
Sum > ELV	0
Daily ELV	
Monthly max	206.6
No. invalid days	0
No. > ELV	0
No. report days	25

Signed .....John Williams.....

Date.....27/10/2020.....

(authorised to sign as representative of **Margam Green Energy Limited**)

Permit Number: **EPR/DP3137EG**

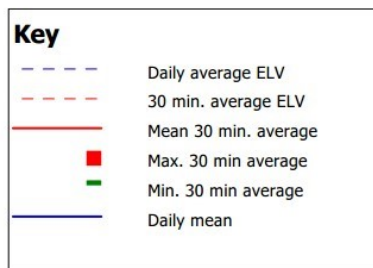
Operator: **Margam Green Energy Limited**

Facility: **Margam Green Energy Plant**

Form Number : **Air 1**

Date: **01/09/20-30/09/20**

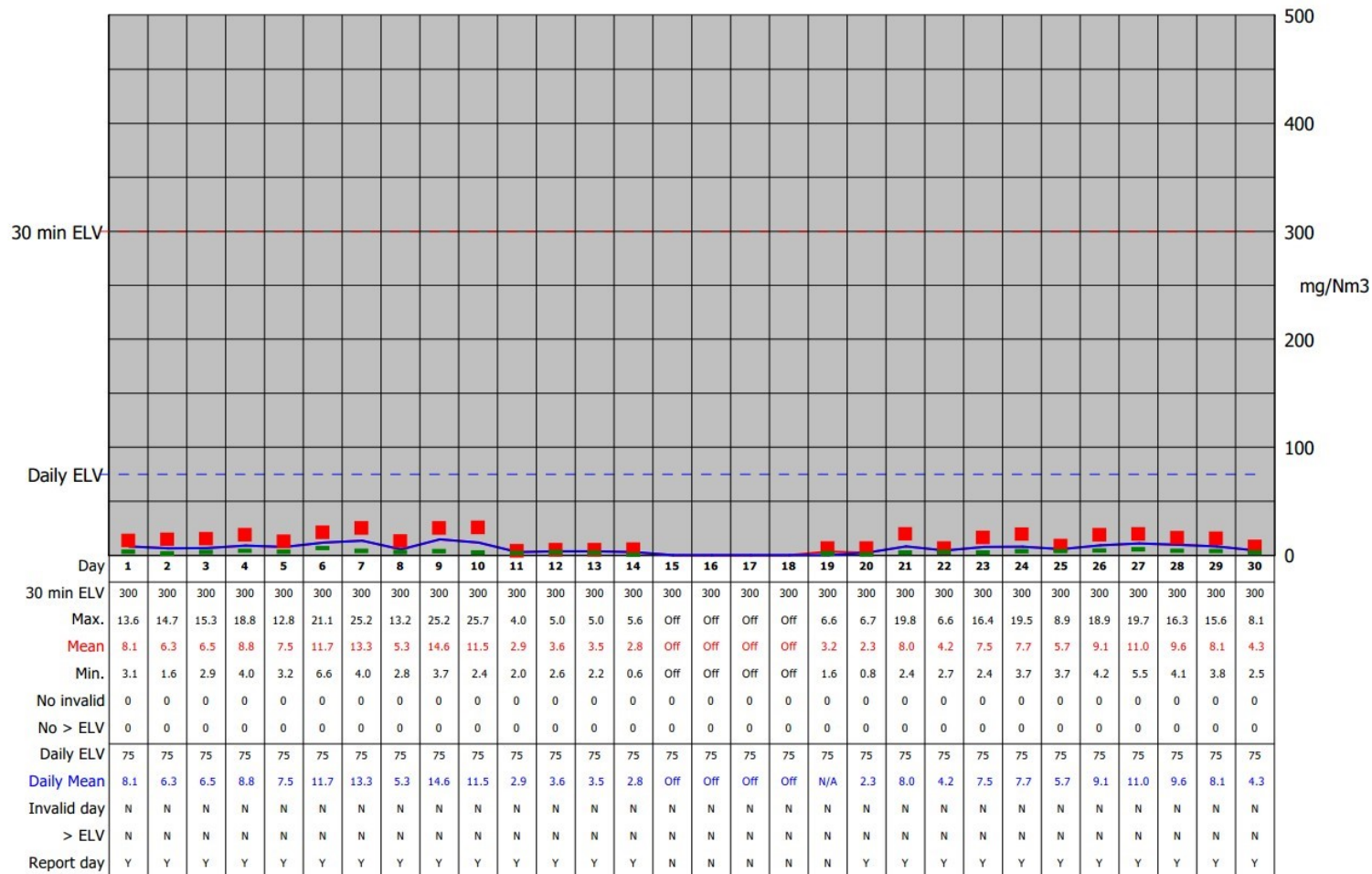
## Reporting of Continuously Monitored Emissions to Air for SO<sub>2</sub> , Emission Point Report for September, 2020



95th Percentile = 16.7

No. of valid averages = 1220

Month summary	
<b>30 min ELV</b>	
Monthly max.	25.7
Monthly mean	7.3
Monthly min.	0.6
Total invalid	0
Sum > ELV	0
<b>Daily ELV</b>	
Monthly max	14.6
No. invalid days	0
No. > ELV	0
No. report days	25



Signed .....John Williams.....

Date.....27/10/2020.....

(authorised to sign as representative of **Margam Green Energy Limited**)

Permit Number: **EPR/DP3137EG**

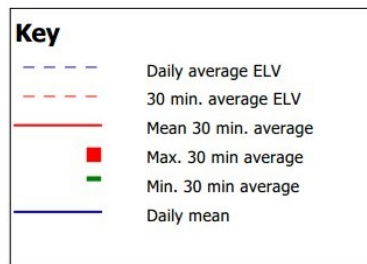
Operator: **Margam Green Energy Limited**

Facility: **Margam Green Energy Plant**

Form Number : **Air 1**

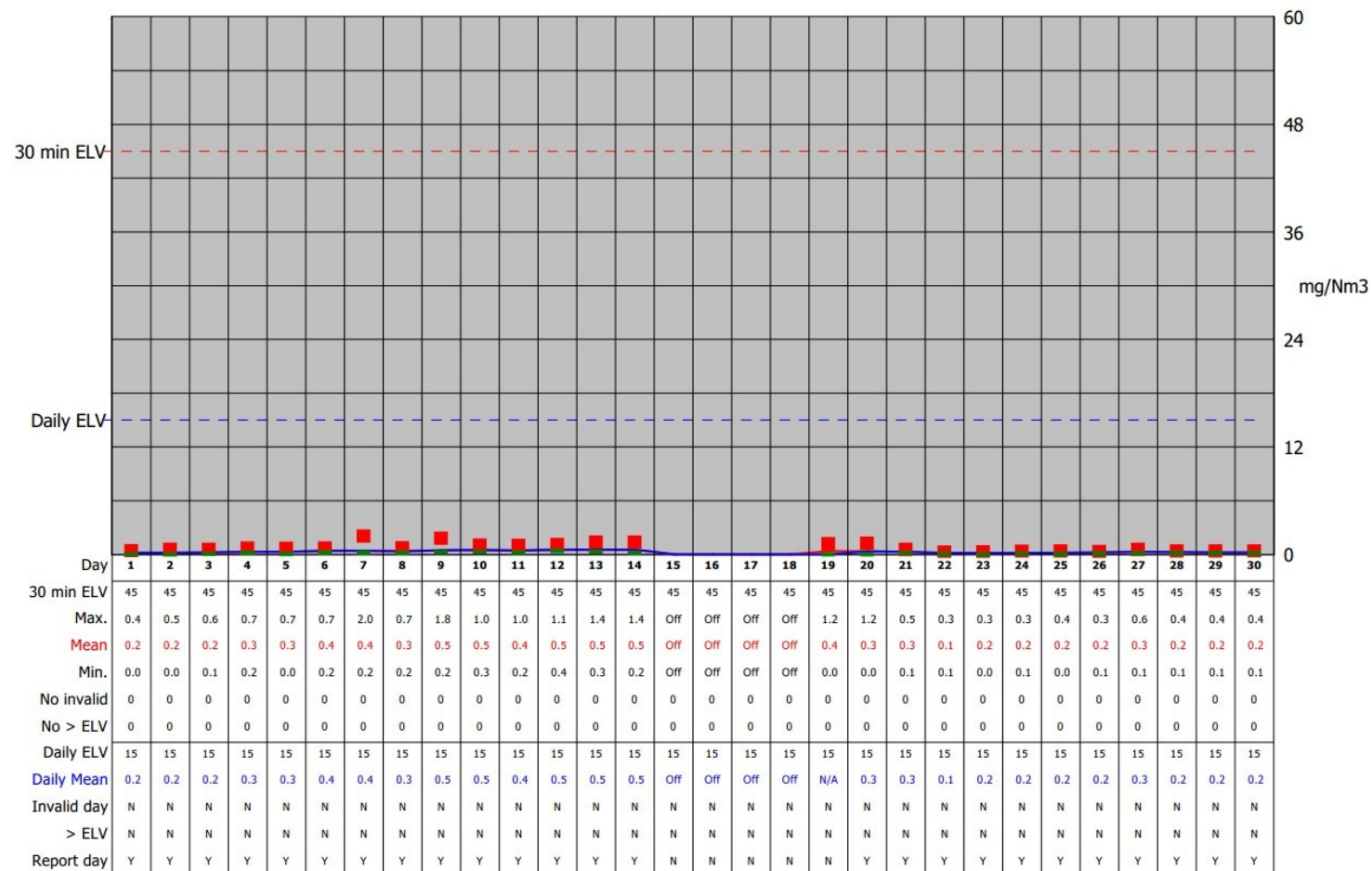
Date: **01/09/20-30/09/20**

## Reporting of Continuously Monitored Emissions to Air for Dust, Emission Point Report for September, 2020



95th Percentile = 0.6  
No. of valid averages = 1220

Month summary	
<b>30 min ELV</b>	
Monthly max.	2.0
Monthly mean	0.3
Monthly min.	0.0
Total invalid	0
Sum > ELV	0
<b>Daily ELV</b>	
Monthly max	0.5
No. invalid days	0
No. > ELV	0
No. report days	25



Signed .....John Williams.....

Date.....27/10/2020.....

(authorised to sign as representative of **Margam Green Energy Limited**)



Permit Number: **EPR/DP3137EG**

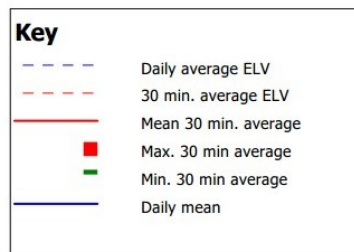
Operator: **Margam Green Energy Limited**

Facility: **Margam Green Energy Plant**

Form Number : **Air 1**

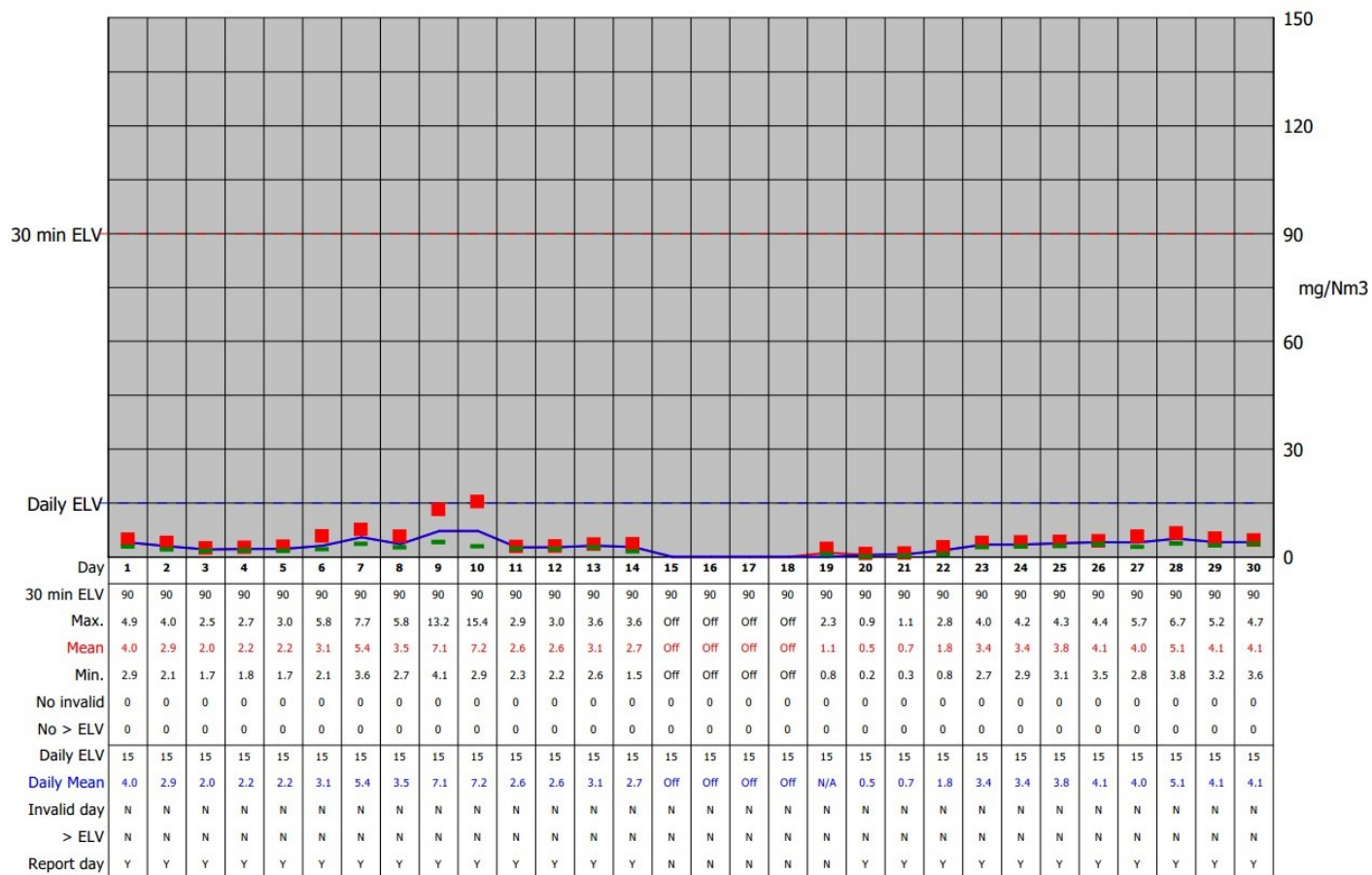
Date: **01/09/20-30/09/20**

### Reporting of Continuously Monitored Emissions to Air for HCl, Emission Point Report for September, 2020



95th Percentile = 6.4  
No. of valid averages = 1220

Month summary	
<b>30 min ELV</b>	
Monthly max.	15.4
Monthly mean	3.4
Monthly min.	0.2
Total invalid	0
Sum > ELV	0
<b>Daily ELV</b>	
Monthly max	7.2
No. invalid days	0
No. > ELV	0
No. report days	25



Signed .....John Williams.....

Date.....27/10/2020....

(authorised to sign as representative of **Margam Green Energy Limited**)