

Permit Number: **EPR/DP3137EG**

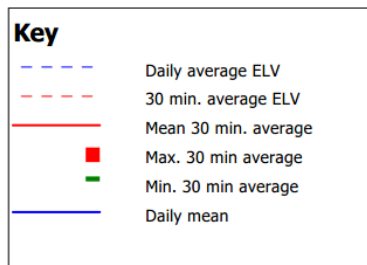
Operator: **Margam Green Energy Limited**

Facility: **Margam Green Energy Plant**

Form Number : **Air 1**

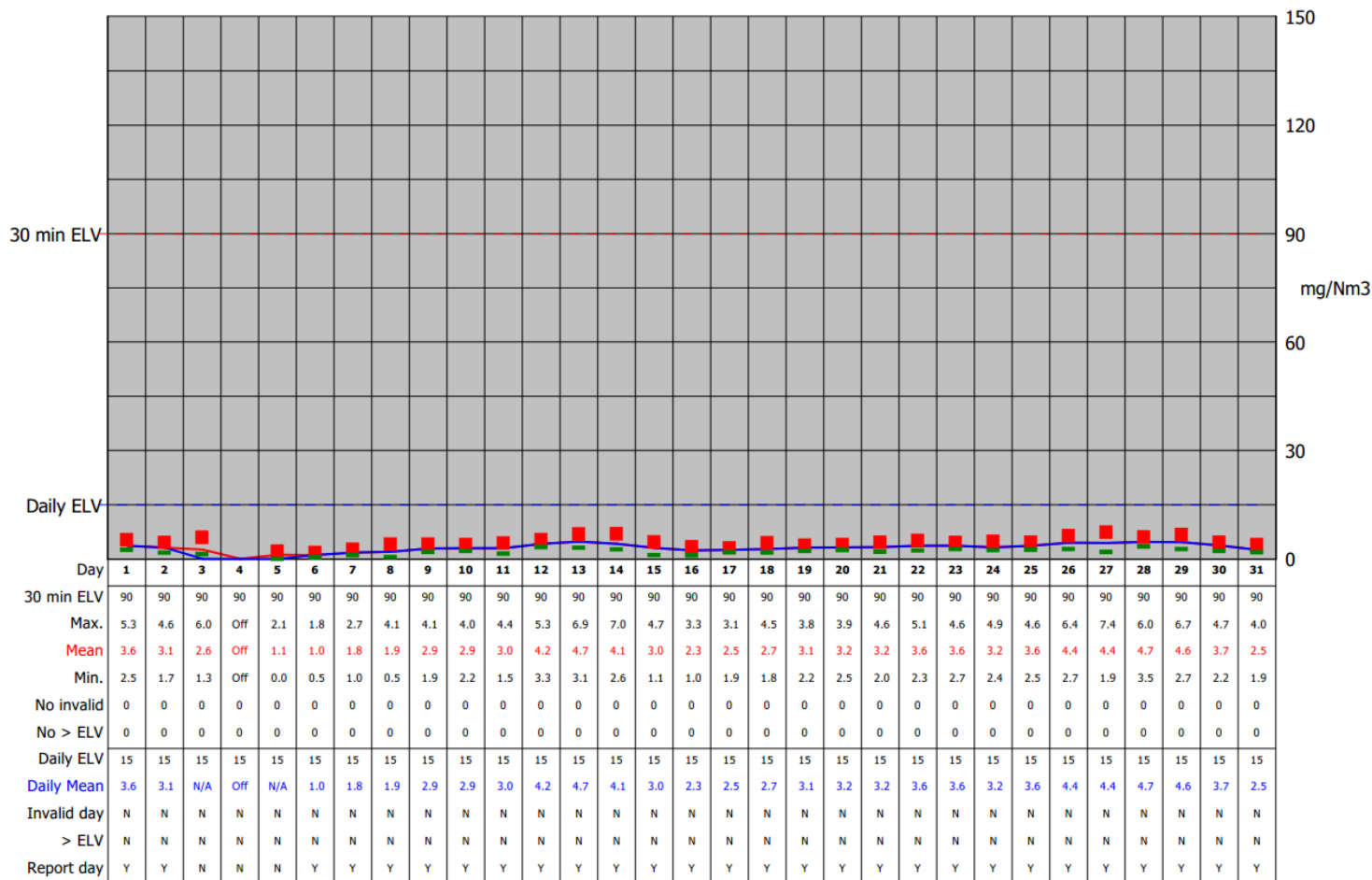
Date: **01/12/20-31/12/2020**

Reporting of Continuously Monitored Emissions to Air for HCl, Emission Point Report for December, 2020



95th Percentile = 5.4
No. of valid averages = 1389

Month summary	
30 min ELV	
Monthly max.	7.4
Monthly mean	3.2
Monthly min.	0.0
Total invalid	0
Sum > ELV	0
Daily ELV	
Monthly max	4.7
No. invalid days	0
No. > ELV	0
No. report days	28



SignedPaul Fitzsimmons.....

Date.....26/01/2021.....

(authorised to sign as representative of **Margam Green Energy Limited**)

Permit Number: **EPR/DP3137EG**

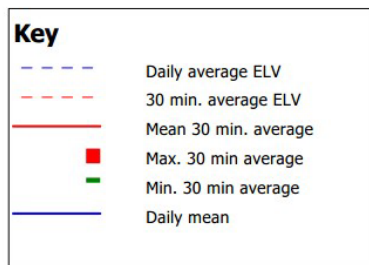
Operator: **Margam Green Energy Limited**

Facility: **Margam Green Energy Plant**

Form Number : **Air 1**

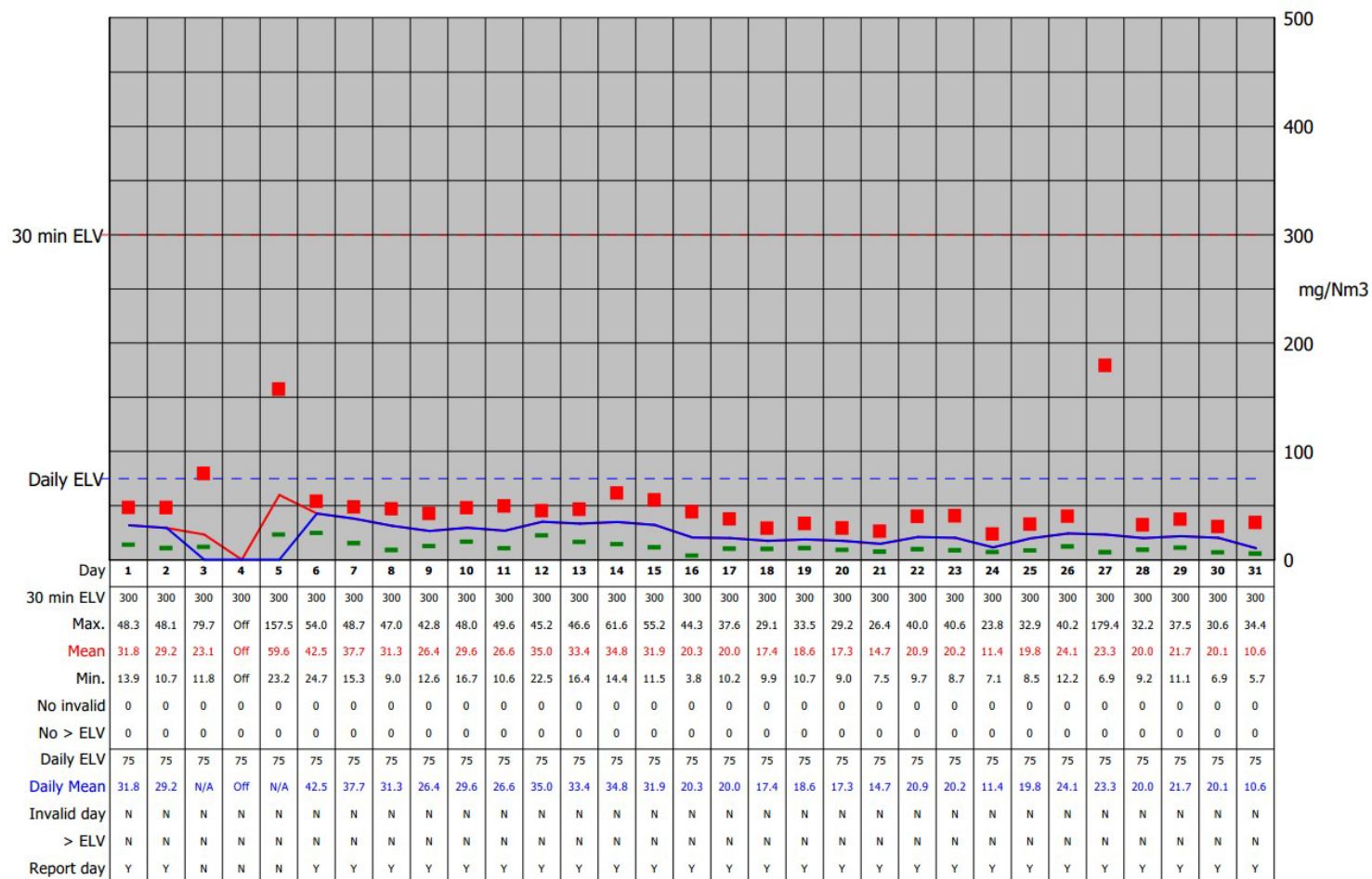
Date: **01/12/20-31/12/2020**

Reporting of Continuously Monitored Emissions to Air for SO₂ , Emission Point Report for December, 2020



95th Percentile = 45.3
No. of valid averages = 1389

Month summary	
30 min ELV	
Monthly max.	179.4
Monthly mean	25.5
Monthly min.	3.8
Total invalid	0
Sum > ELV	0
Daily ELV	
Monthly max	42.5
No. invalid days	0
No. > ELV	0
No. report days	28



SignedPaul Fitzsimmons.....

Date.....26/01/2021.....

(authorised to sign as representative of **Margam Green Energy Limited**)

Permit Number: **EPR/DP3137EG**

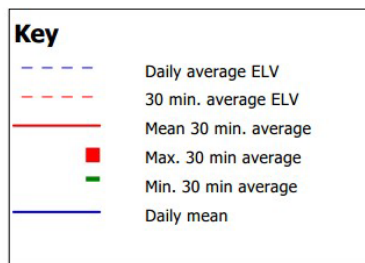
Operator: **Margam Green Energy Limited**

Facility: **Margam Green Energy Plant**

Form Number : **Air 1**

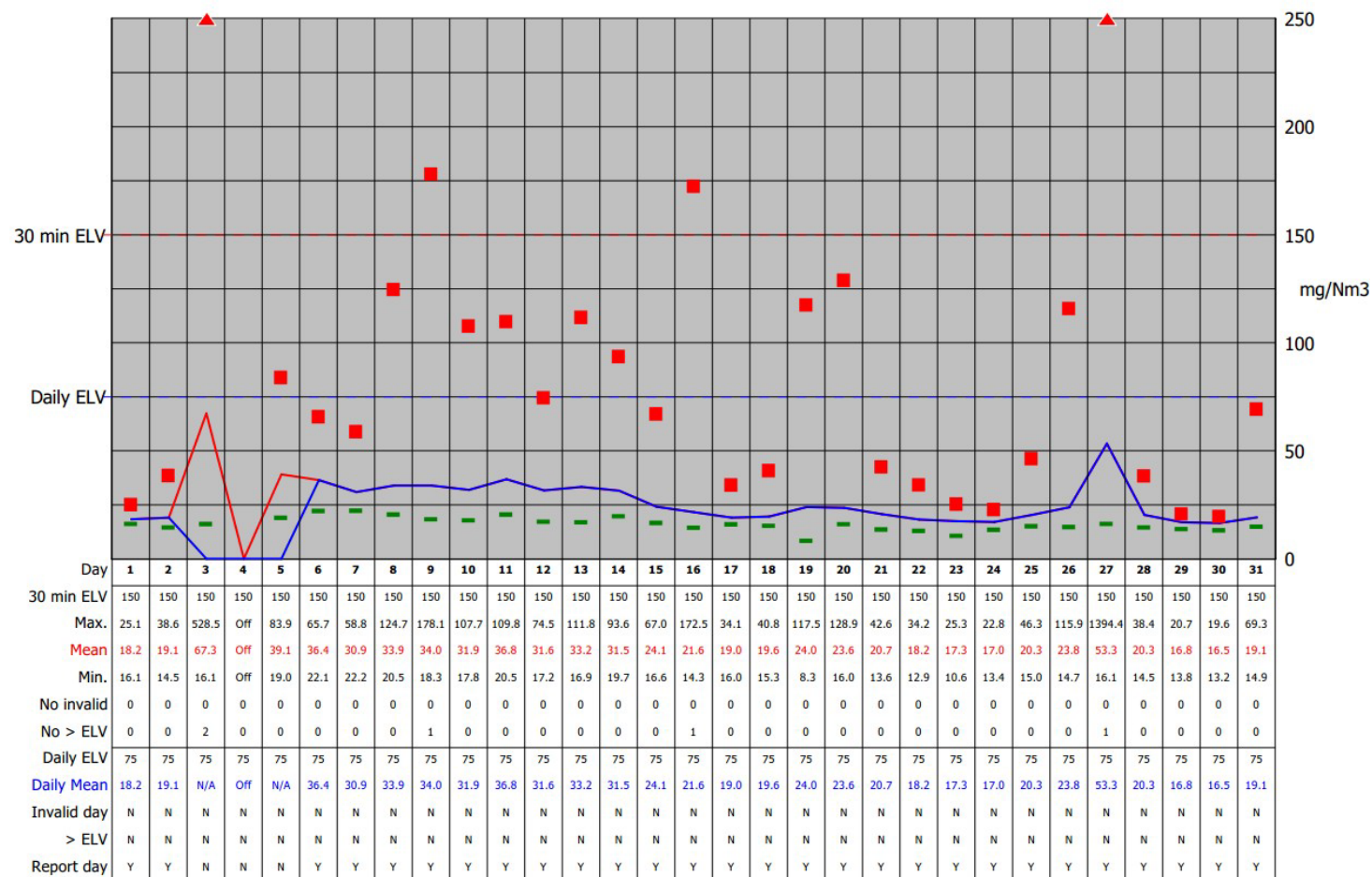
Date: **01/12/20-31/12/2020**

Reporting of Continuously Monitored Emissions to Air for CO, Emission Point Report for December, 2020



95th Percentile = 49.2
No. of valid averages = 1389

Month summary	
30 min ELV	
Monthly max.	1394.4
Monthly mean	26.2
Monthly min.	8.3
Total invalid	0
Sum > ELV	5
Daily ELV	
Monthly max	53.3
No. invalid days	0
No. > ELV	0
No. report days	28



SignedPaul Fitzsimmons.....

Date.....26/01/2021.....

(authorised to sign as representative of **Margam Green Energy Limited**)

Permit Number: **EPR/DP3137EG**

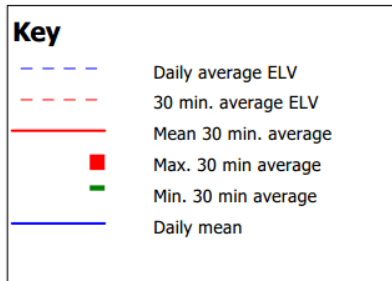
Operator: **Margam Green Energy Limited**

Facility: **Margam Green Energy Plant**

Form Number : **Air 1**

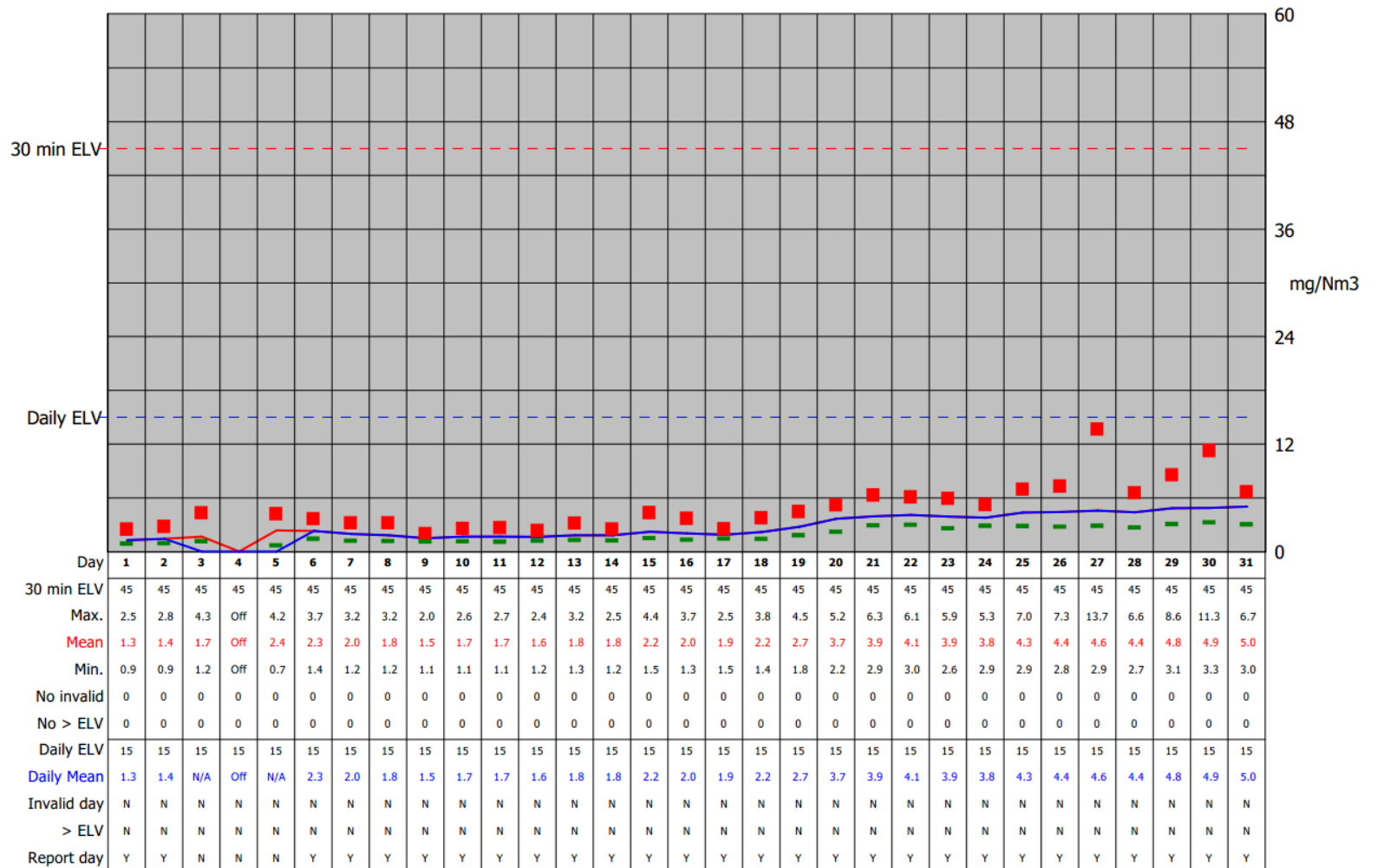
Date: **01/12/20-31/12/2020**

Reporting of Continuously Monitored Emissions to Air for Dust, Emission Point Report for December, 2020



95th Percentile = 5.5

No. of valid averages = 1389



Month summary	
30 min ELV	
Monthly max.	13.7
Monthly mean	2.9
Monthly min.	0.7
Total invalid	0
Sum > ELV	0
Daily ELV	
Monthly max	5.0
No. invalid days	0
No. > ELV	0
No. report days	28

SignedPaul Fitzsimmons.....

Date.....26/01/2021.....

(authorised to sign as representative of **Margam Green Energy Limited**)

Permit Number: **EPR/DP3137EG**

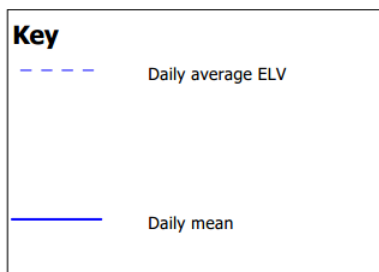
Operator: **Margam Green Energy Limited**

Facility: **Margam Green Energy Plant**

Form Number : **Air 1**

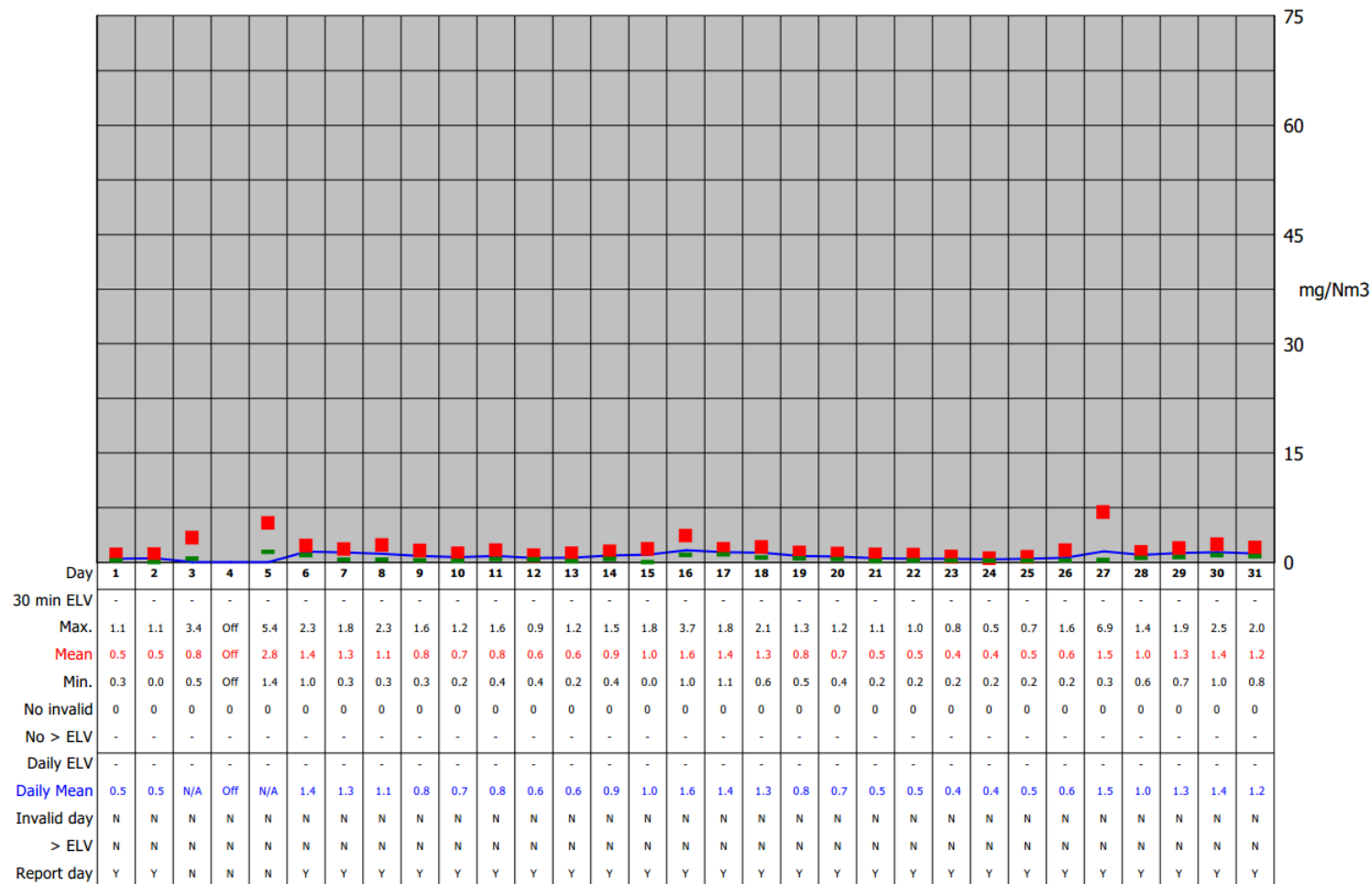
Date: **01/12/20-31/12/2020**

Reporting of Continuously Monitored Emissions to Air for NH₃, Emission Point Report for December, 2020



95th Percentile = 1.8
No. of valid averages = 1389

Month summary	
30 min ELV	
Monthly max.	6.9
Monthly mean	0.9
Monthly min.	0.0
Total invalid	0
Sum > ELV	0
Daily ELV	
Monthly max	1.6
No. invalid days	0
No. > ELV	0
No. report days	28



SignedPaul Fitzsimmons.....

Date.....26/01/2021.....

(authorised to sign as representative of **Margam Green Energy Limited**)

Permit Number: **EPR/DP3137EG**

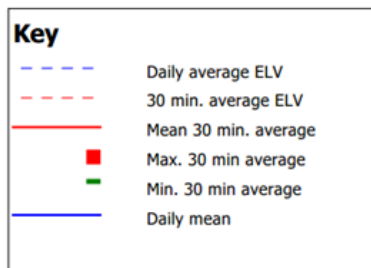
Operator: **Margam Green Energy Limited**

Facility: **Margam Green Energy Plant**

Form Number : **Air 1**

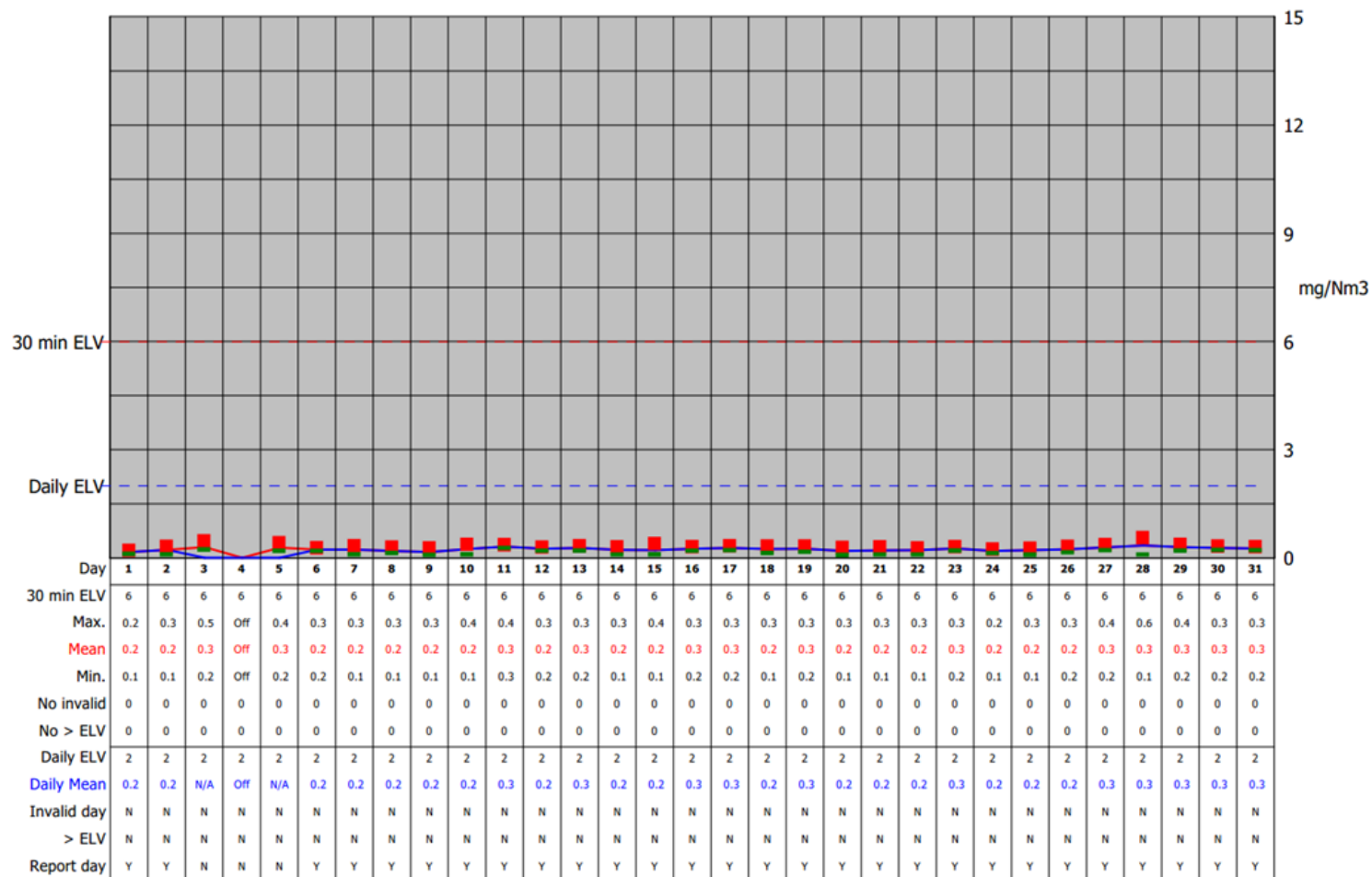
Date: **01/12/20-31/12/2020**

Reporting of Continuously Monitored Emissions to Air for HF, Emission Point Report for December, 2020



95th Percentile = 0.3
No. of valid averages = 1389

Month summary	
30 min ELV	
Monthly max.	0.6
Monthly mean	0.2
Monthly min.	0.1
Total invalid	0
Sum > ELV	0
Daily ELV	
Monthly max	0.3
No. invalid days	0
No. > ELV	0
No. report days	28



SignedPaul Fitzsimmons.....

Date.....26/01/2021.....

(authorised to sign as representative of **Margam Green Energy Limited**)

Permit Number: **EPR/DP3137EG**

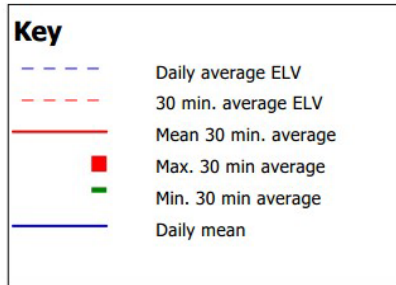
Operator: **Margam Green Energy Limited**

Facility: **Margam Green Energy Plant**

Form Number : **Air 1**

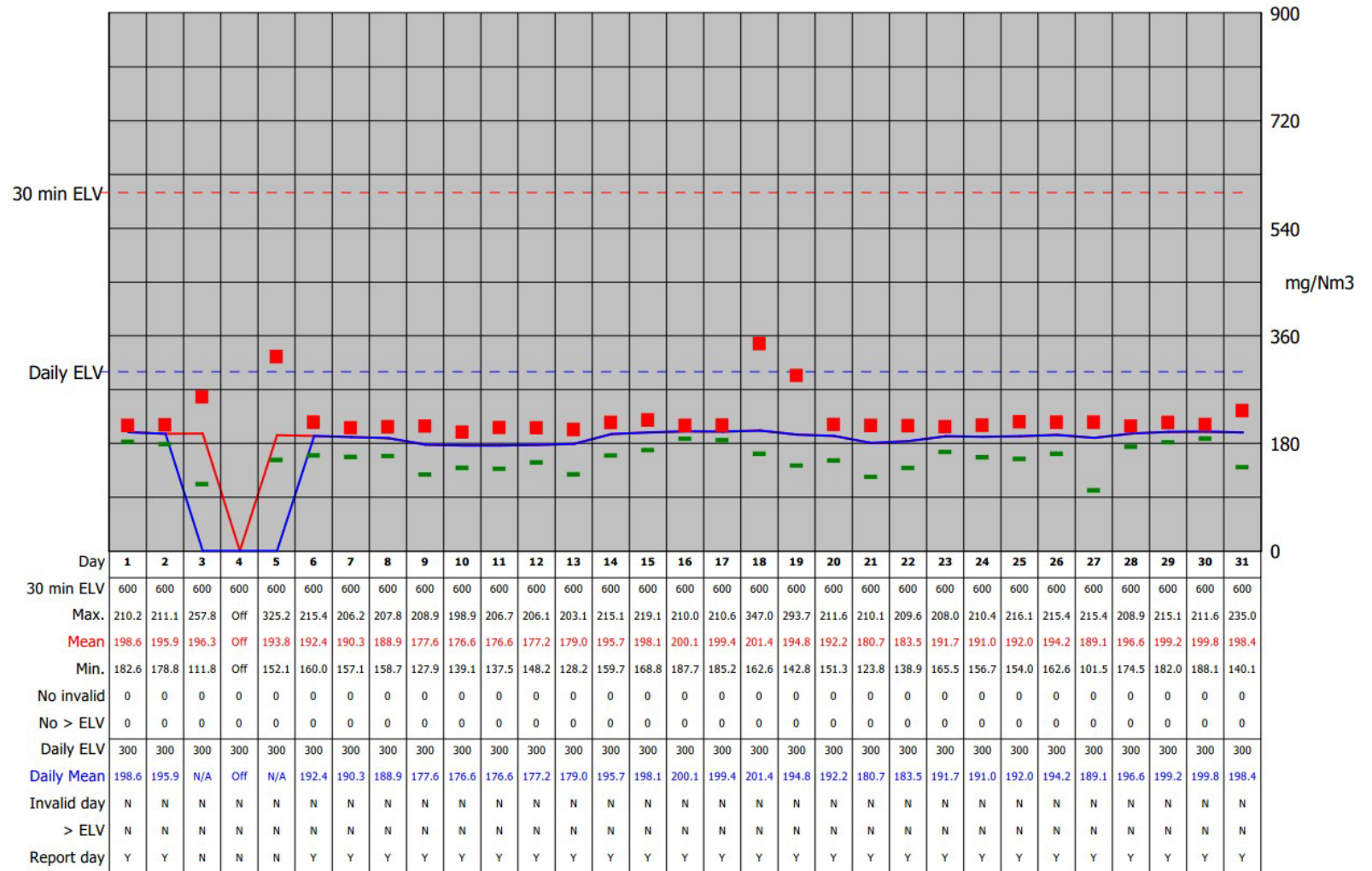
Date: **01/12/20-31/12/2020**

Reporting of Continuously Monitored Emissions to Air for NO_x, Emission Point Report for December, 2020



95th Percentile = 207.8

No. of valid averages = 1389



Month summary	
30 min ELV	
Monthly max.	347.0
Monthly mean	191.2
Monthly min.	101.5
Total invalid	0
Sum > ELV	0
Daily ELV	
Monthly max	201.4
No. invalid days	0
No. > ELV	0
No. report days	28

SignedPaul Fitzsimmons.....

Date.....26/01/2021.....

(authorised to sign as representative of **Margam Green Energy Limited**)

Permit Number: **EPR/DP3137EG**

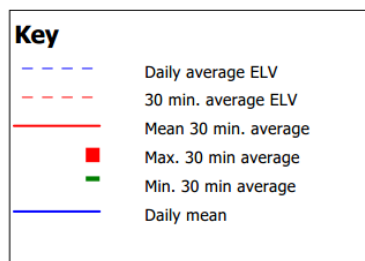
Operator: **Margam Green Energy Limited**

Facility: **Margam Green Energy Plant**

Form Number : **Air 1**

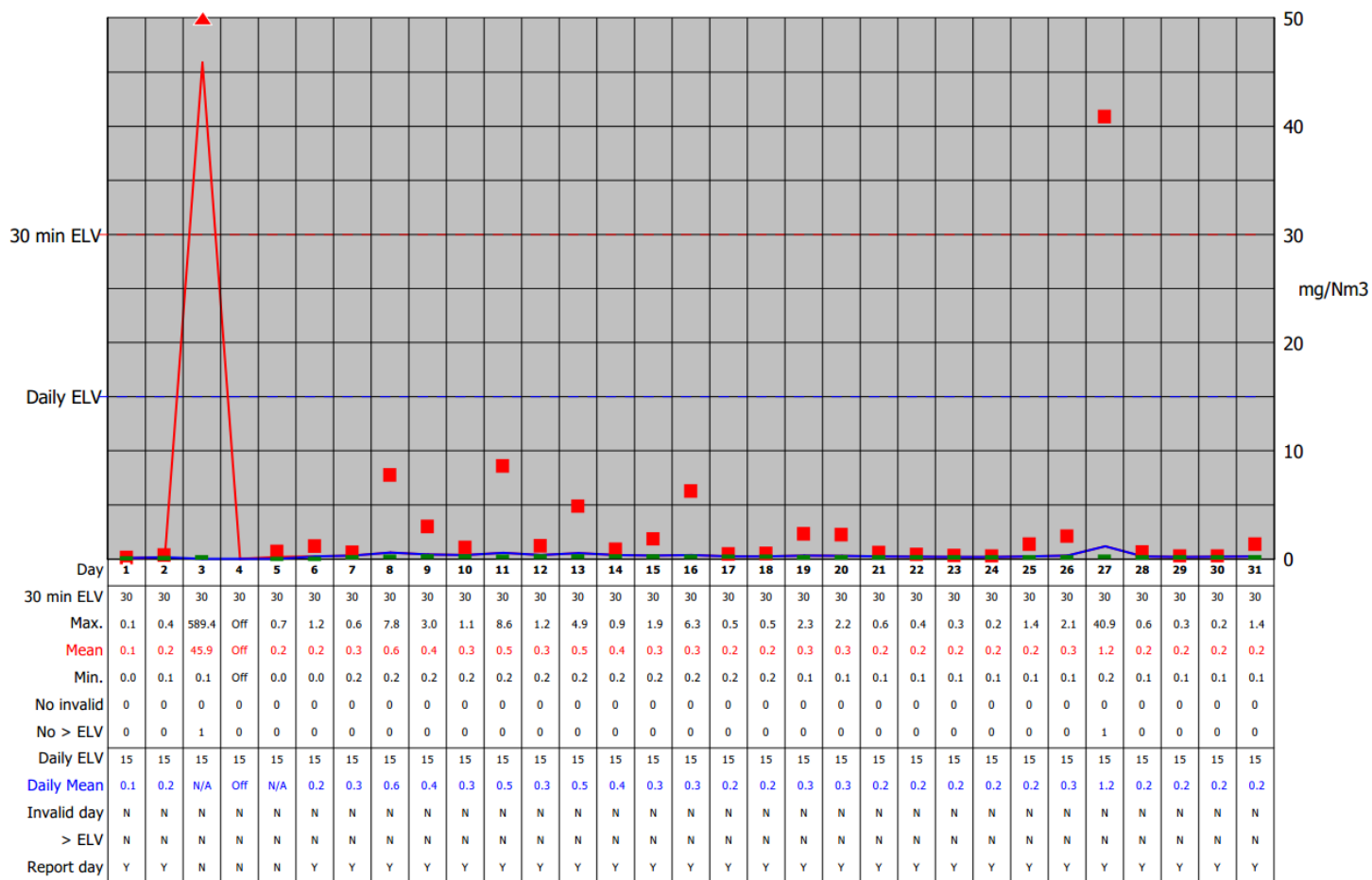
Date: **01/12/20-31/12/2020**

Reporting of Continuously Monitored Emissions to Air for TOC, Emission Point Report for December, 2020



95th Percentile = 0.6
No. of valid averages = 1389

Month summary	
30 min ELV	
Monthly max.	589.4
Monthly mean	0.7
Monthly min.	0.0
Total invalid	0
Sum > ELV	2
Daily ELV	
Monthly max	1.2
No. invalid days	0
No. > ELV	0
No. report days	28



SignedMark Bull

Date.....24/12/2020...

(authorised to sign as representative of **Margam Green Energy Limited**)