

Permit Number: **EPR/DP3137EG**

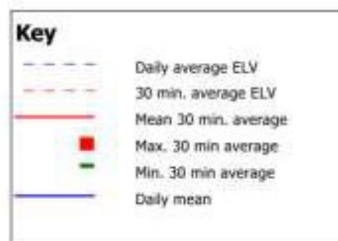
Operator: **Margam Green Energy Limited**

Facility: **Margam Green Energy Plant**

Form Number : **Air 1**

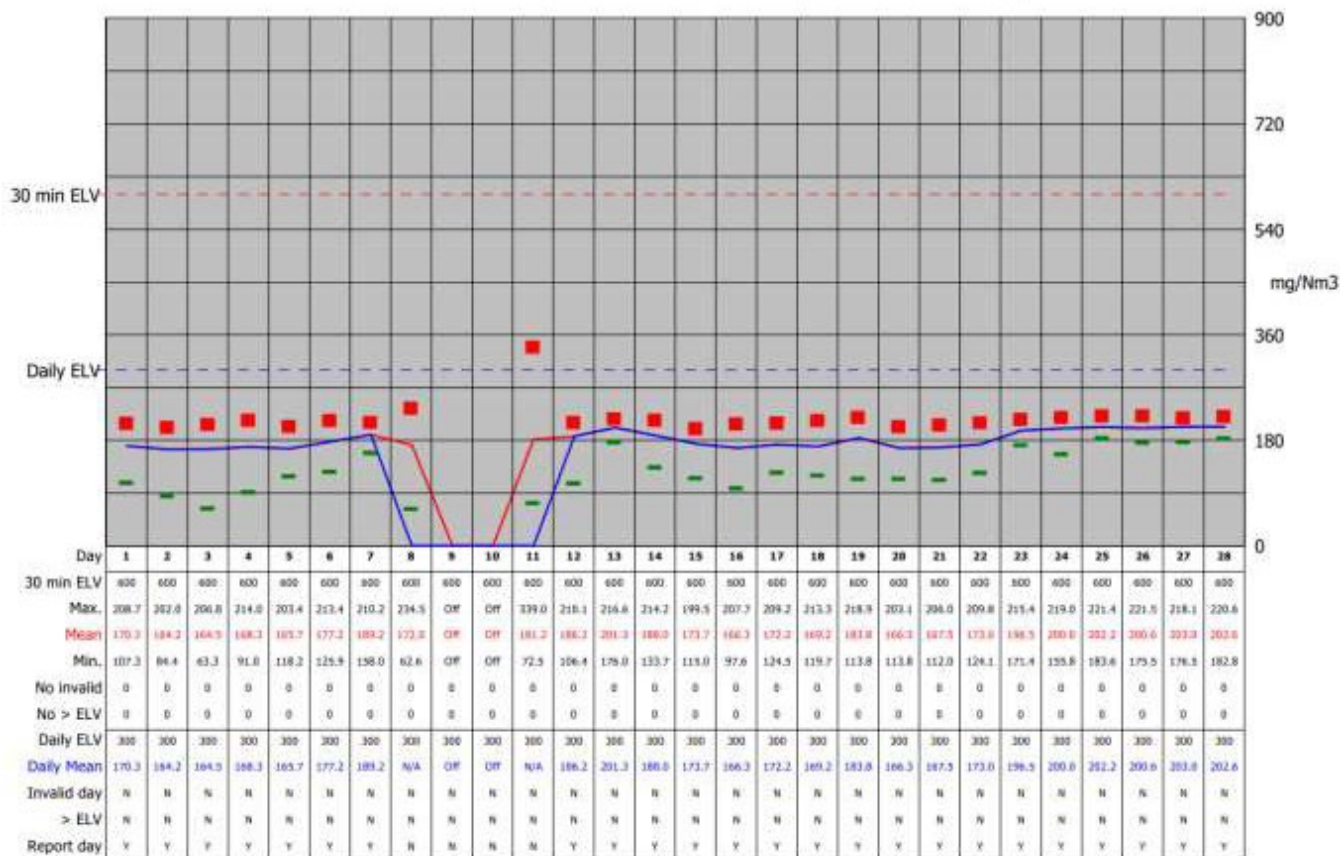
Date: **01/02/21-28/02/2021**

Reporting of Continuously Monitored Emissions to Air for NO_x, Emission Point Report for February, 2021



95th Percentile = 210.4
No. of valid averages = 1200

Month summary	
30 min ELV	
Monthly max.	339.0
Monthly mean	181.3
Monthly min.	62.6
Total invalid	0
Sum > ELV	0
Daily ELV	
Monthly max	203.0
No. invalid days	0
No. > ELV	0
No. report days	24



SignedPaul Fitzsimmons.....

Date.....24/03/2021.....

(authorised to sign as representative of **Margam Green Energy Limited**)

Permit Number: **EPR/DP3137EG**


Operator: **Margam Green Energy Limited**

Facility: **Margam Green Energy Plant**

Form Number : **Air 1**

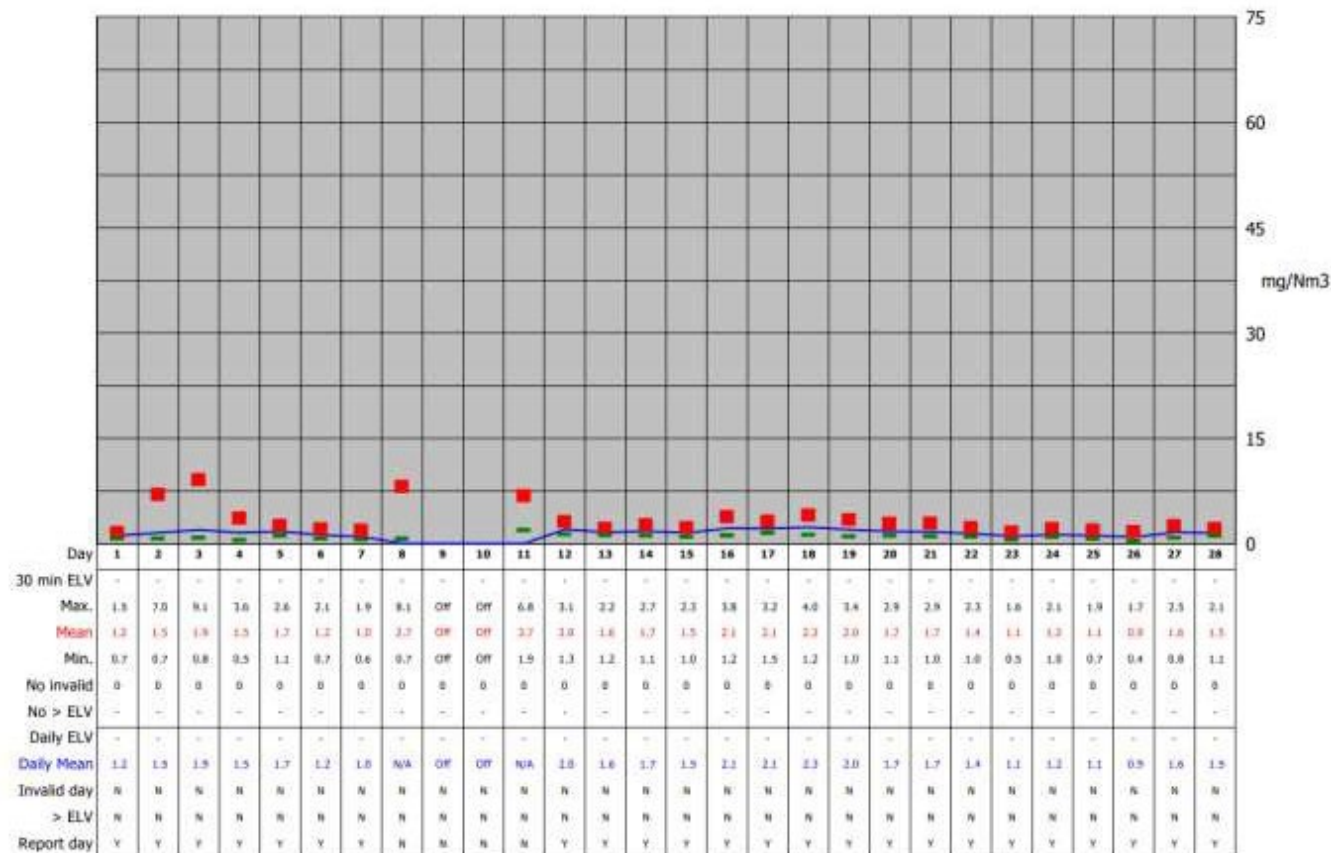
Date: **01/02/21-28/02/2021**

Reporting of Continuously Monitored Emissions to Air for NH₃, Emission Point Report for February, 2021



95th Percentile = 3.0
No. of valid averages = 1200

Month summary	
30 min ELV	
Monthly max.	9.1
Monthly mean	1.6
Monthly min.	0.4
Total invalid	0
Sum > ELV	0
Daily ELV	
Monthly max	2.3
No. invalid days	0
No. > ELV	0
No. report days	24



SignedPaul Fitzsimmons.....

Date.....24/03/2021.....

(authorised to sign as representative of **Margam Green Energy Limited**)

Permit Number: **EPR/DP3137EG**

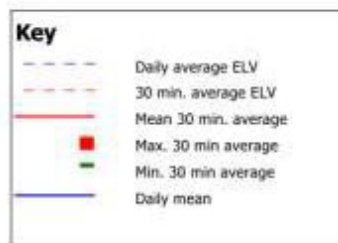
Operator: **Margam Green Energy Limited**

Facility: **Margam Green Energy Plant**

Form Number : **Air 1**

Date: **01/02/21-28/02/2021**

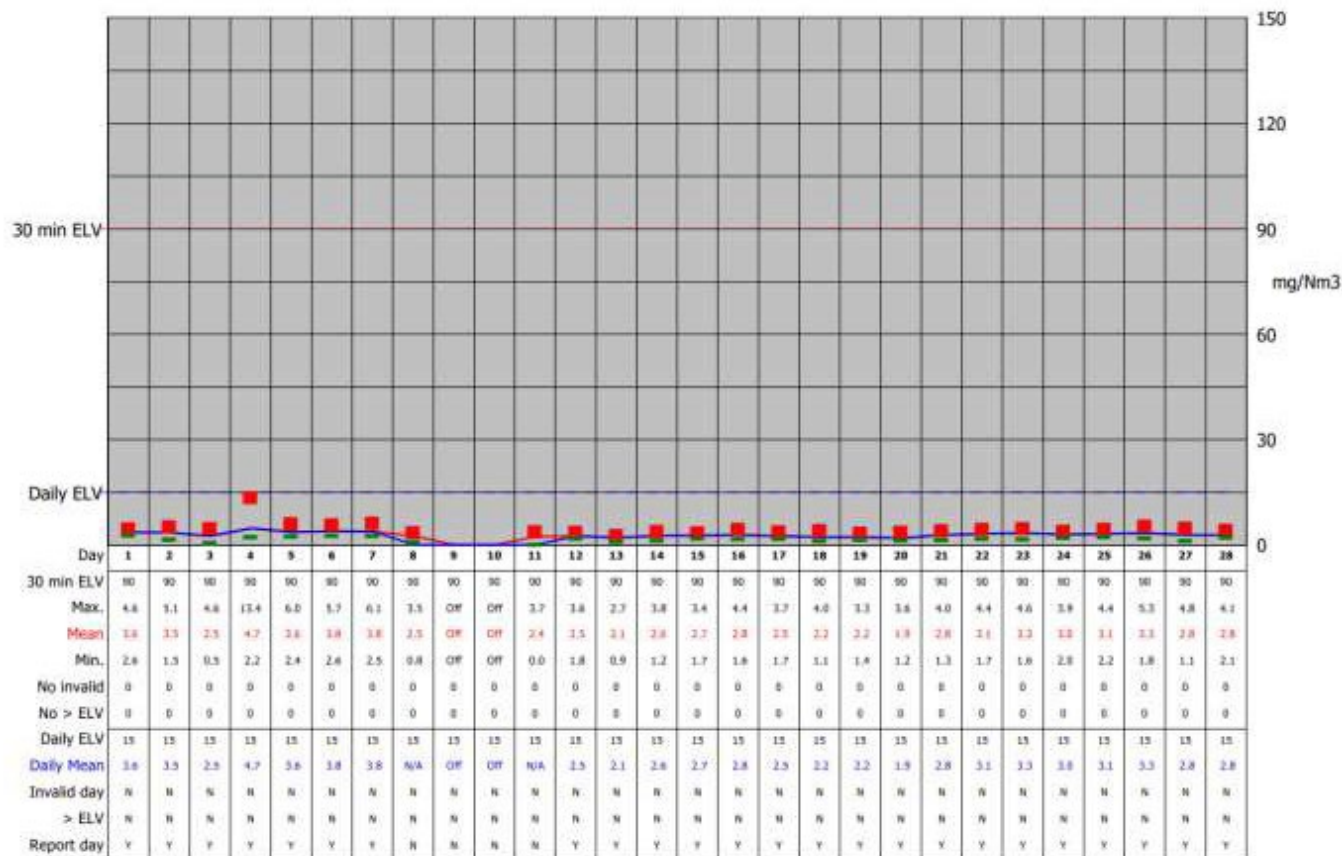
Reporting of Continuously Monitored Emissions to Air for HCl, Emission Point Report for February, 2021



95th Percentile = 4.8

No. of valid averages = 1200

Month summary	
30 min ELV	
Monthly max.	13.4
Monthly mean	2.9
Monthly min.	0.0
Total invalid	0
Sum > ELV	0
Daily ELV	
Monthly max	4.7
No. invalid days	0
No. > ELV	0
No. report days	24



SignedPaul Fitzsimmons.....

Date.....24/03/2021.....

(authorised to sign as representative of **Margam Green Energy Limited**)

Permit Number: **EPR/DP3137EG**

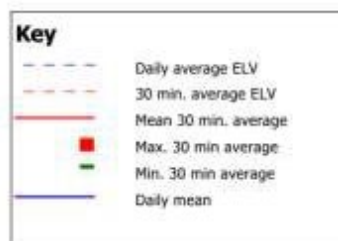
Operator: **Margam Green Energy Limited**

Facility: **Margam Green Energy Plant**

Form Number : **Air 1**

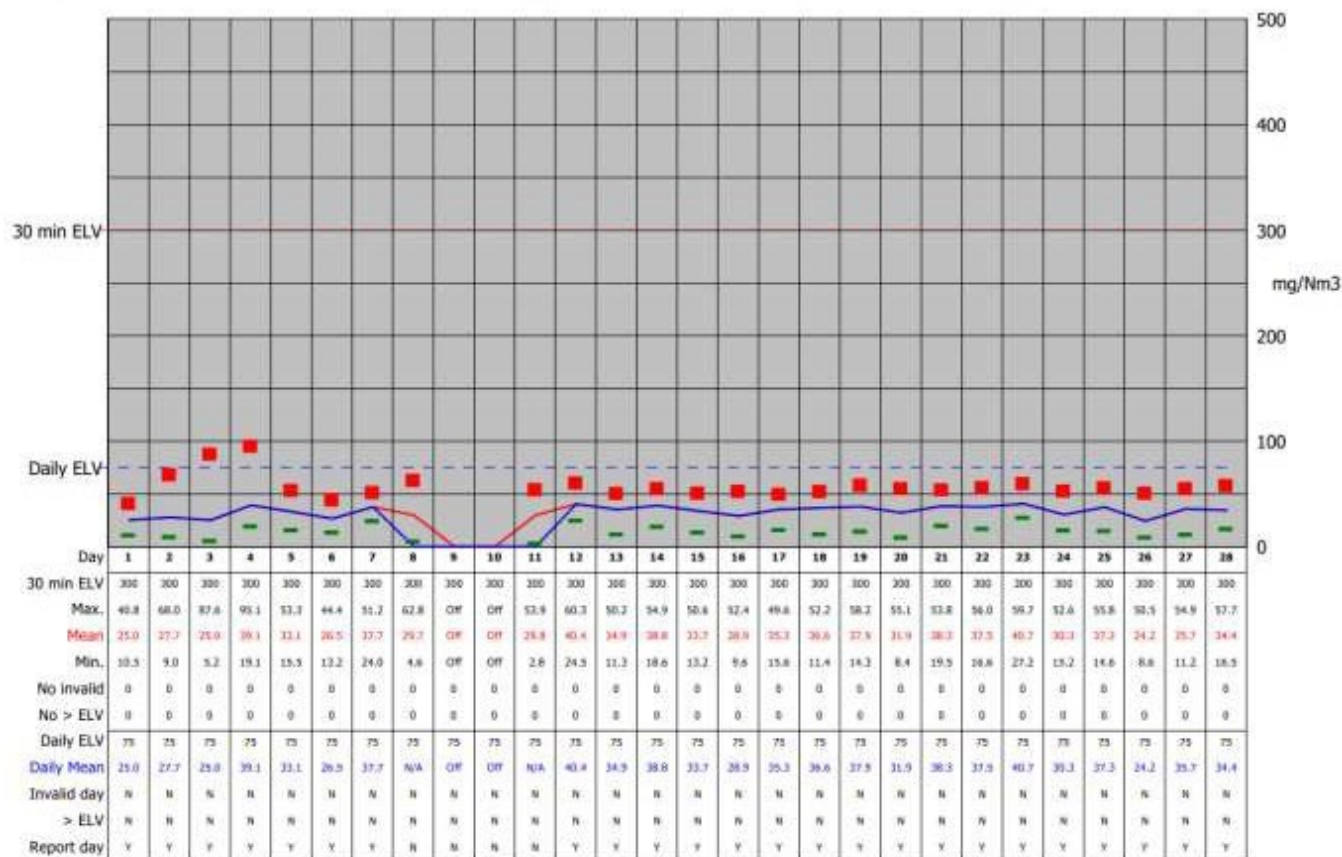
Date: **01/02/21-28/02/2021**

Reporting of Continuously Monitored Emissions to Air for SO₂, Emission Point Report for February, 2021



95th Percentile = 50.4
No. of valid averages = 1200

Month summary	
30 min ELV	
Monthly max.	95.1
Monthly mean	33.6
Monthly min.	2.8
Total invalid	0
Sum > ELV	0
Daily ELV	
Monthly max.	40.7
No. invalid days	0
No. > ELV	0
No. report days	24



SignedPaul Fitzsimmons.....

Date.....24/03/2021.....

(authorised to sign as representative of **Margam Green Energy Limited**)

Permit Number: **EPR/DP3137EG**

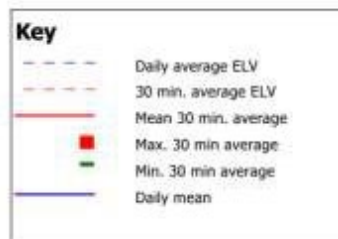
Operator: **Margam Green Energy Limited**

Facility: **Margam Green Energy Plant**

Form Number : **Air 1**

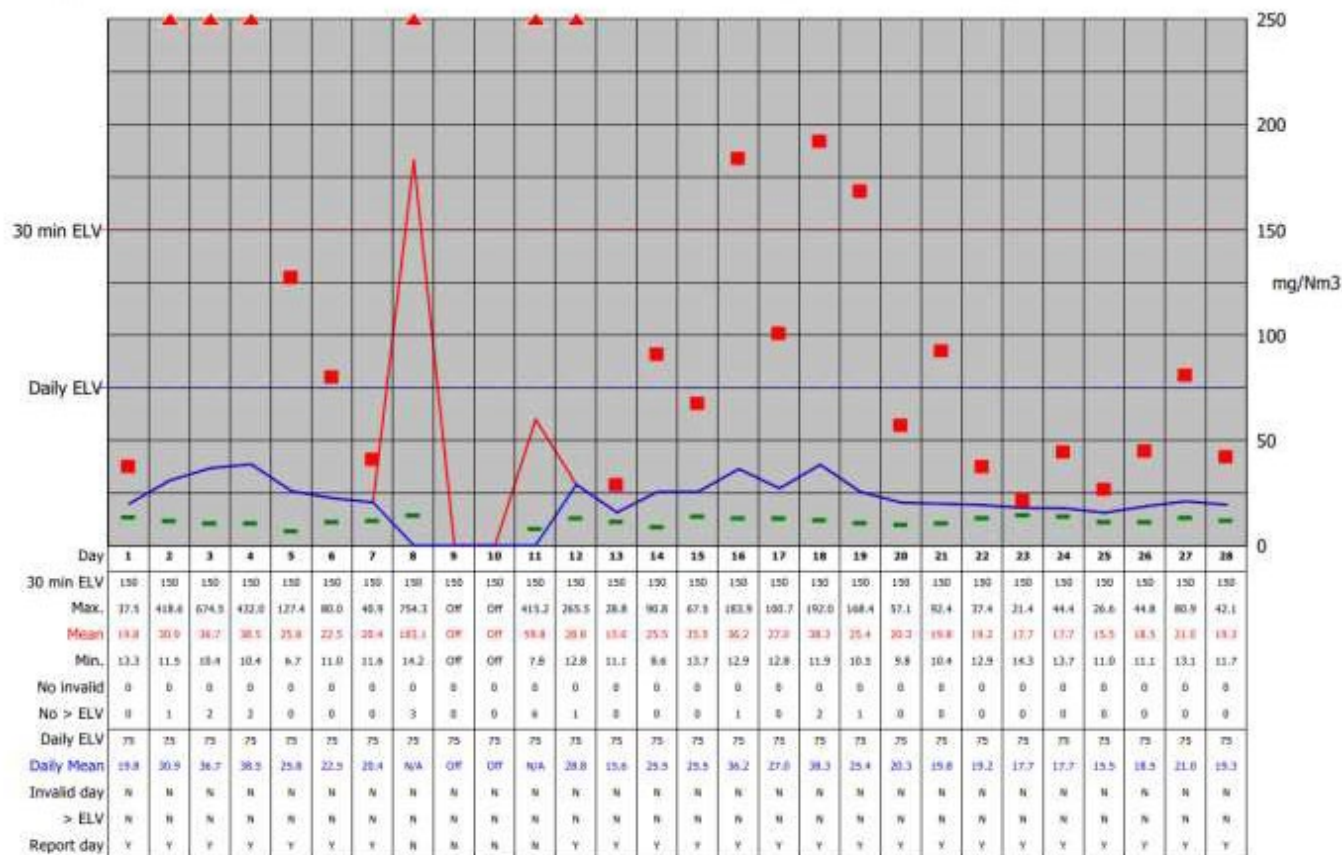
Date: **01/02/21-28/02/2021**

Reporting of Continuously Monitored Emissions to Air for CO, Emission Point Report for February, 2021



95th Percentile = 57.1
No. of valid averages = 1200

Month summary	
30 min ELV	
Monthly max.	754.3
Monthly mean	26.5
Monthly min.	6.7
Total invalid	0
Sum > ELV	19
Daily ELV	
Monthly max.	38.5
No. invalid days	0
No. > ELV	0
No. report days	24



SignedPaul Fitzsimmons..... Date.....24/03/2021.....
(authorised to sign as representative of **Margam Green Energy Limited**)

Permit Number: **EPR/DP3137EG**

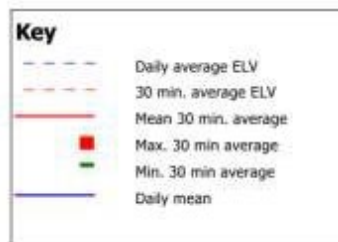
Operator: **Margam Green Energy Limited**

Facility: **Margam Green Energy Plant**

Form Number : **Air 1**

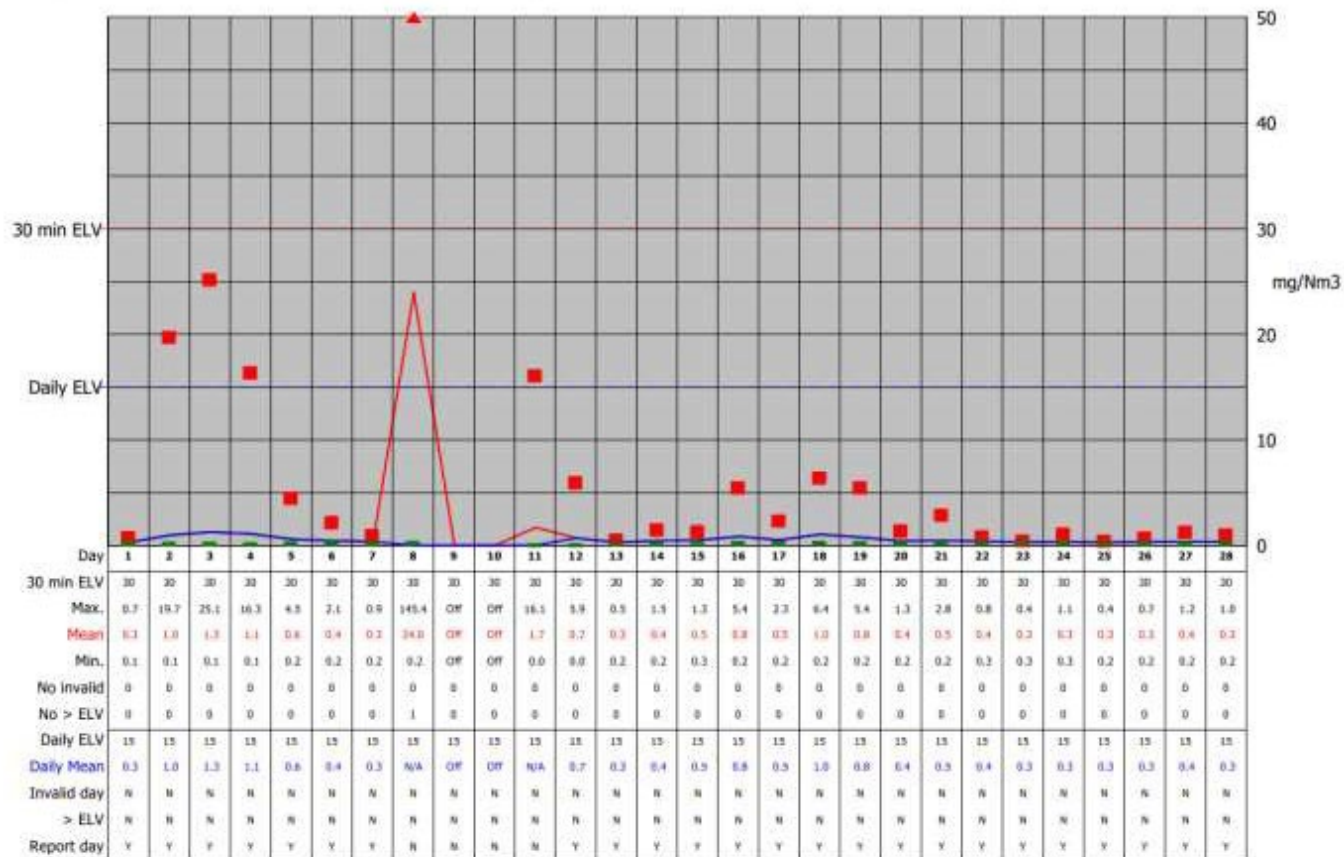
Date: **01/02/21-28/02/2021**

Reporting of Continuously Monitored Emissions to Air for TOC, Emission Point Report for February, 2021



95th Percentile = 1.5
No. of valid averages = 1200

Month summary	
30 min ELV	
Monthly max.	145.4
Monthly mean	0.7
Monthly min.	0.0
Total invalid	0
Sum > ELV	1
Daily ELV	
Monthly max	1.3
No. invalid days	0
No. > ELV	0
No. report days	24



SignedPaul Fitzsimmons.....

Date.....24/03/2021.....

(authorised to sign as representative of **Margam Green Energy Limited**)

Permit Number: **EPR/DP3137EG**

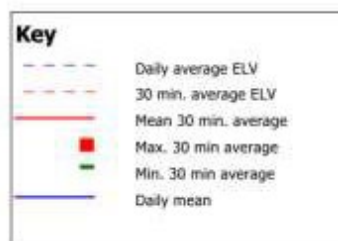
Operator: **Margam Green Energy Limited**

Facility: **Margam Green Energy Plant**

Form Number : **Air 1**

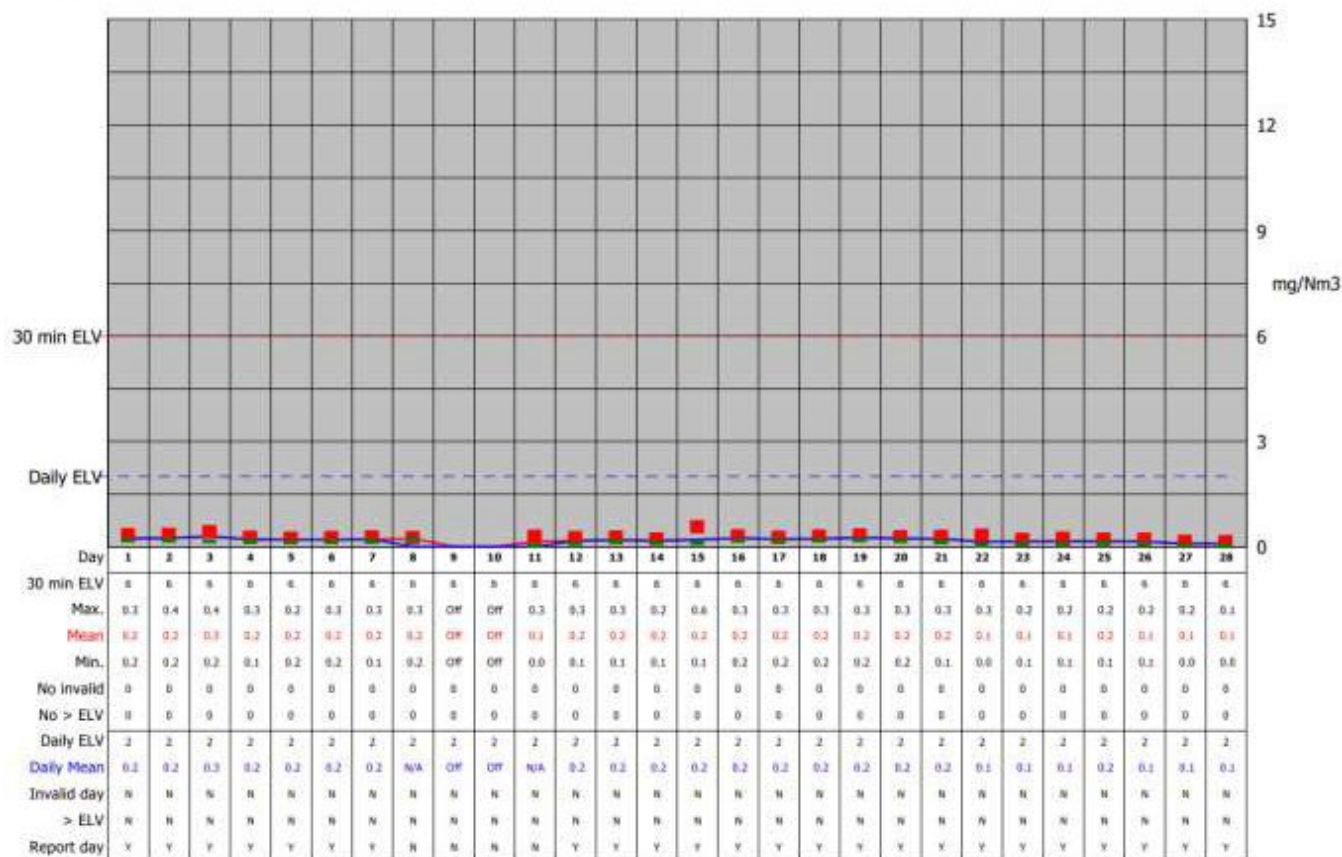
Date: **01/02/21-28/02/2021**

Reporting of Continuously Monitored Emissions to Air for HF, Emission Point Report for February, 2021



95th Percentile = 0.3
No. of valid averages = 1200

Month summary	
30 min ELV	
Monthly max.	0.6
Monthly mean	0.2
Monthly min.	0.0
Total invalid	0
Sum > ELV	0
Daily ELV	
Monthly max	0.3
No. invalid days	0
No. > ELV	0
No. report days	24



SignedPaul Fitzsimmons..... Date.....24/03/2021.....
(authorised to sign as representative of **Margam Green Energy Limited**)

Permit Number: **EPR/DP3137EG**

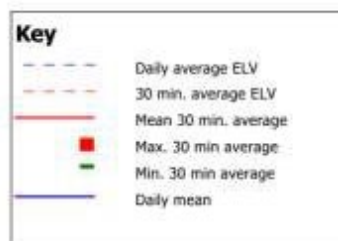
Operator: **Margam Green Energy Limited**

Facility: **Margam Green Energy Plant**

Form Number : **Air 1**

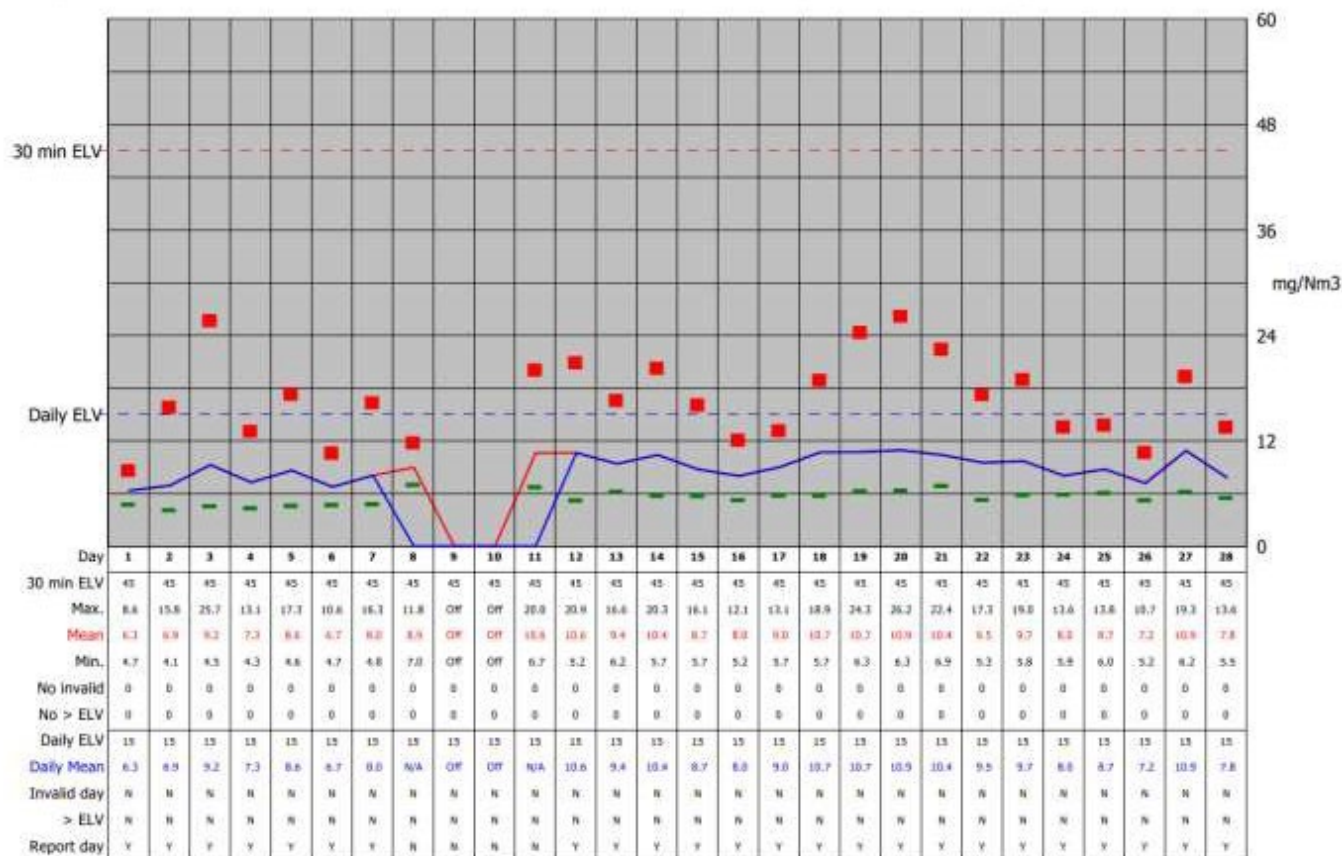
Date: **01/02/21-28/02/2021**

Reporting of Continuously Monitored Emissions to Air for Dust, Emission Point Report for February, 2021



95th Percentile = 14.9
No. of valid averages = 1200

Month summary	
30 min ELV	
Monthly max.	26.2
Monthly mean	9.0
Monthly min.	4.1
Total invalid	0
Sum > ELV	0
Daily ELV	
Monthly max.	10.9
No. invalid days	0
No. > ELV	0
No. report days	24



SignedPaul Fitzsimmons.....

Date.....24/03/2021.....

(authorised to sign as representative of **Margam Green Energy Limited**)

Permit Number: **EPR/DP3137EG**

Operator: **Margam Green Energy Limited**

Facility: **Margam Green Energy Plant**

Form Number : **Air 1**

Date: **01/02/21-28/02/2021**