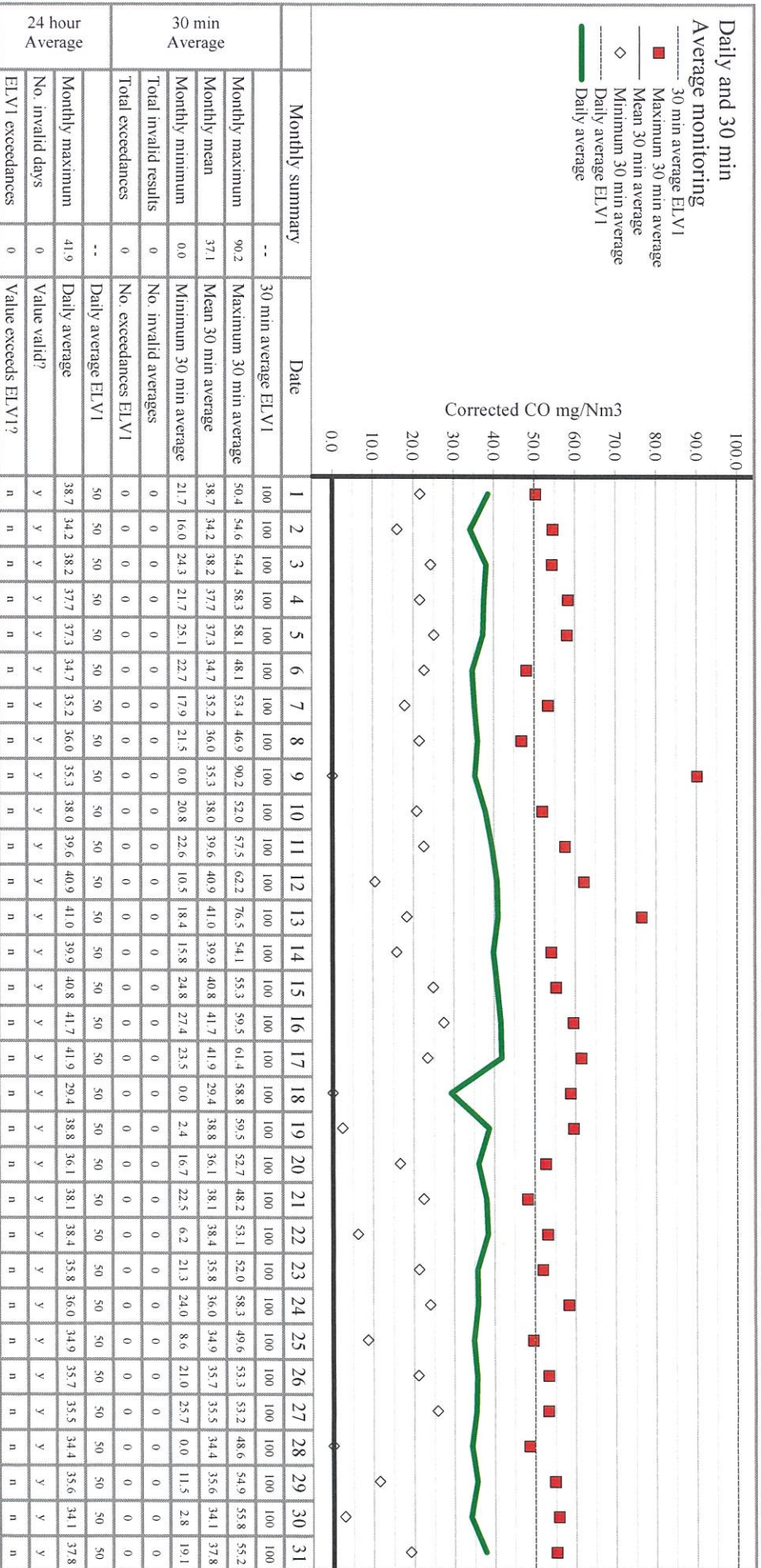


Reporting of Continuously Monitored Emissions to Air for Carbon Monoxide for the month of March 2021



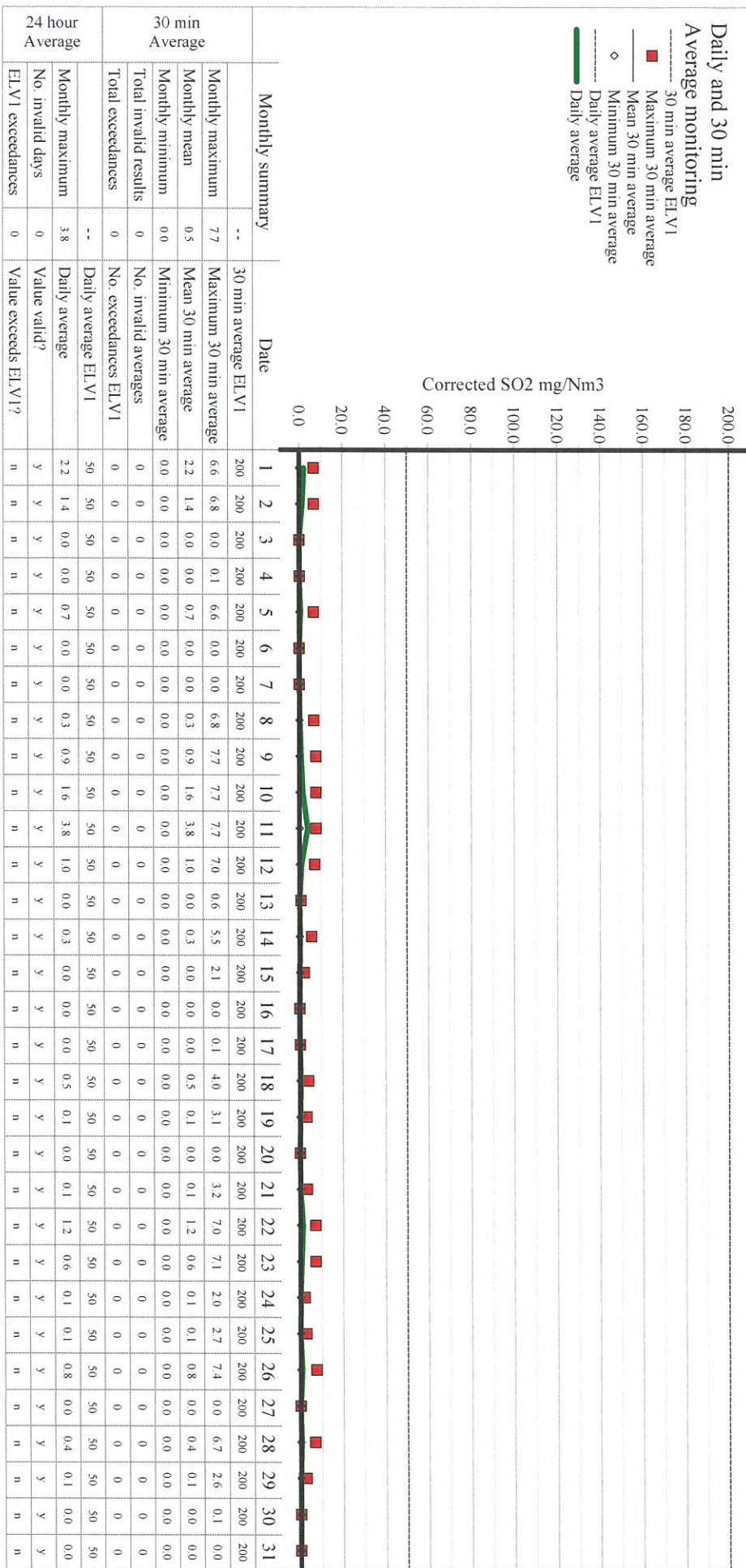
Signed: *[Signature]*
(Authorised to sign as representative of Operator)

Date: 01/04/21

Permit Number: BT48851T
Facility: Shotton Paper Mill

Operator: UPM-Kymmene (UK) Ltd
Form Number: A6

Reporting of Continuously Monitored Emissions to Air for Sulphur Dioxide for the month of March 2021




Signed: 
(Authorised to sign as representative of Operator)

Date: 01/02/21

Permit Reference Number: BT48831T
Facility: Shotton Paper Mill

Operator: UPM-Kymmene (UK) Ltd
Form Number: A3

Reporting of Continuously Monitored Emissions to Air for Hydrogen Chloride for the month of March 2021

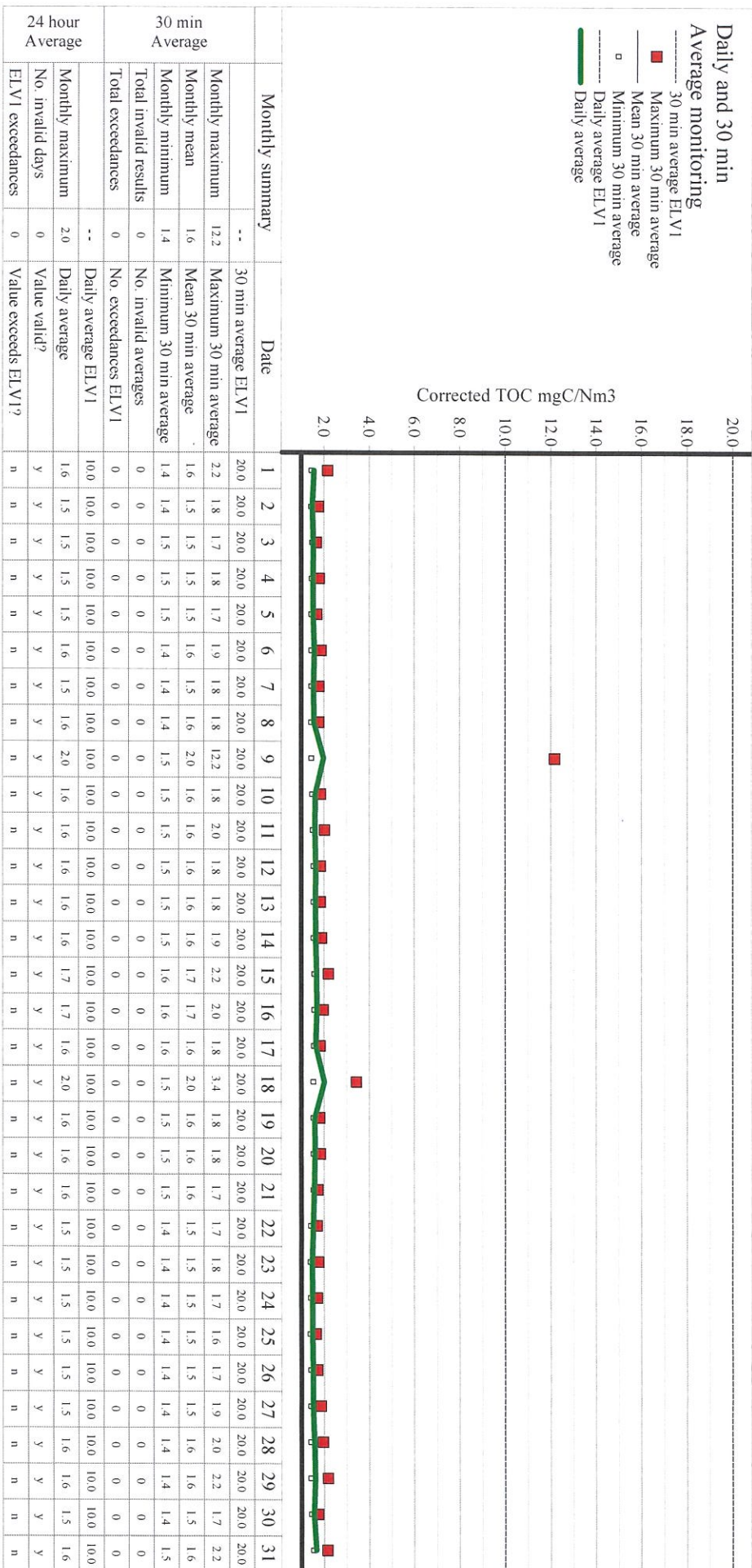


Signed: 
(Authorised to sign as representative of Operator)
Date: 01/04/21

Permit Reference Number: BT4885TT
Installation: Shotton Paper Mill

Operator: UPM-Kymmene (UK) Ltd
Form Number: A4

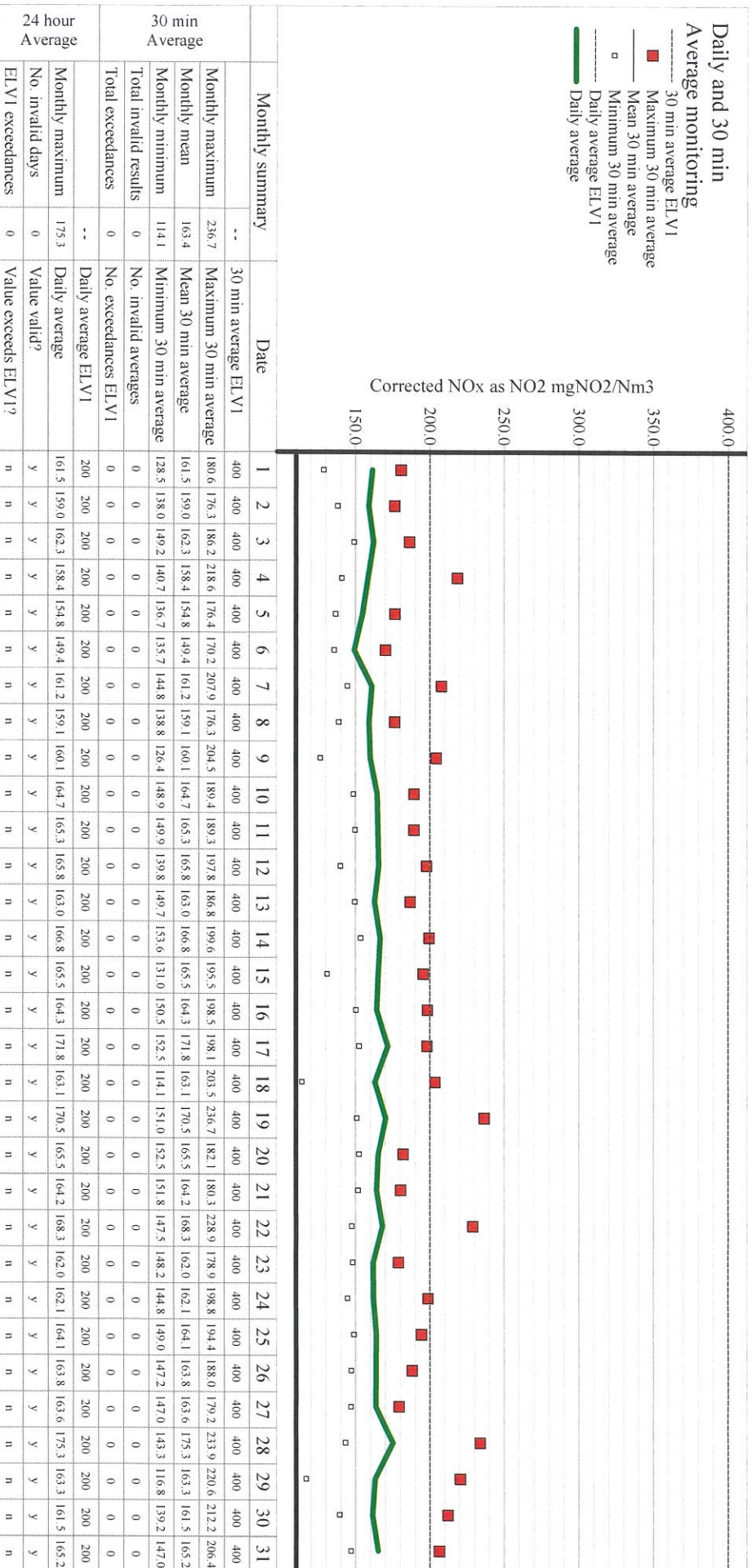
Reporting of Continuously Monitored Emissions to Air for TOC Emission Point A20 for the month of March 2021



Signed: *[Signature]*
(Authorised to sign as representative of Operator)

Date: 01/04/21

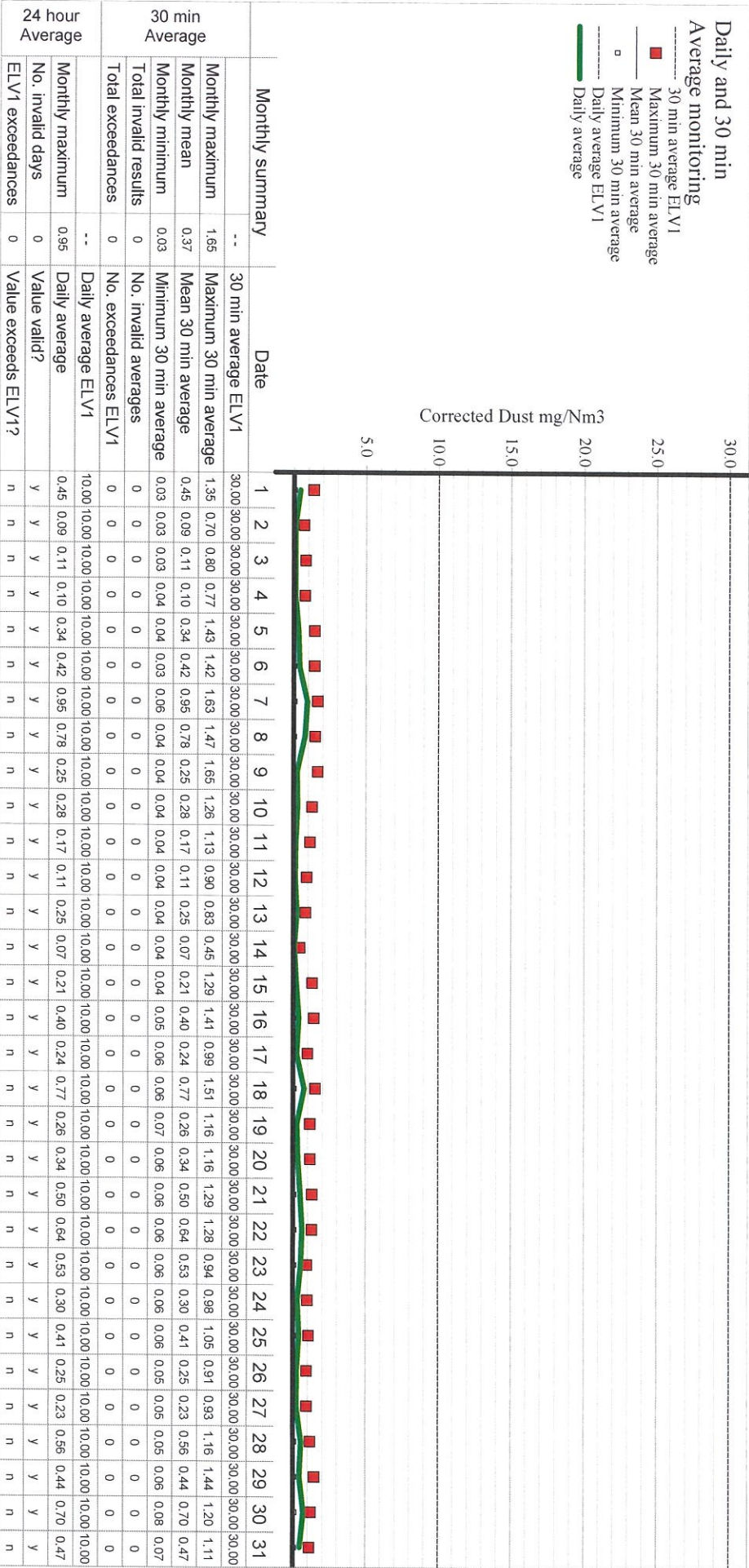
Reporting of Continuously Monitored Emissions to Air for Oxides of Nitrogen for the month of March 2021



Signed: *[Signature]*
(Authorised to sign as representative of Operator)

Date: 01/04/21

Reporting of Continuously Monitored Emissions to Air for Particulates for the month of March 2021

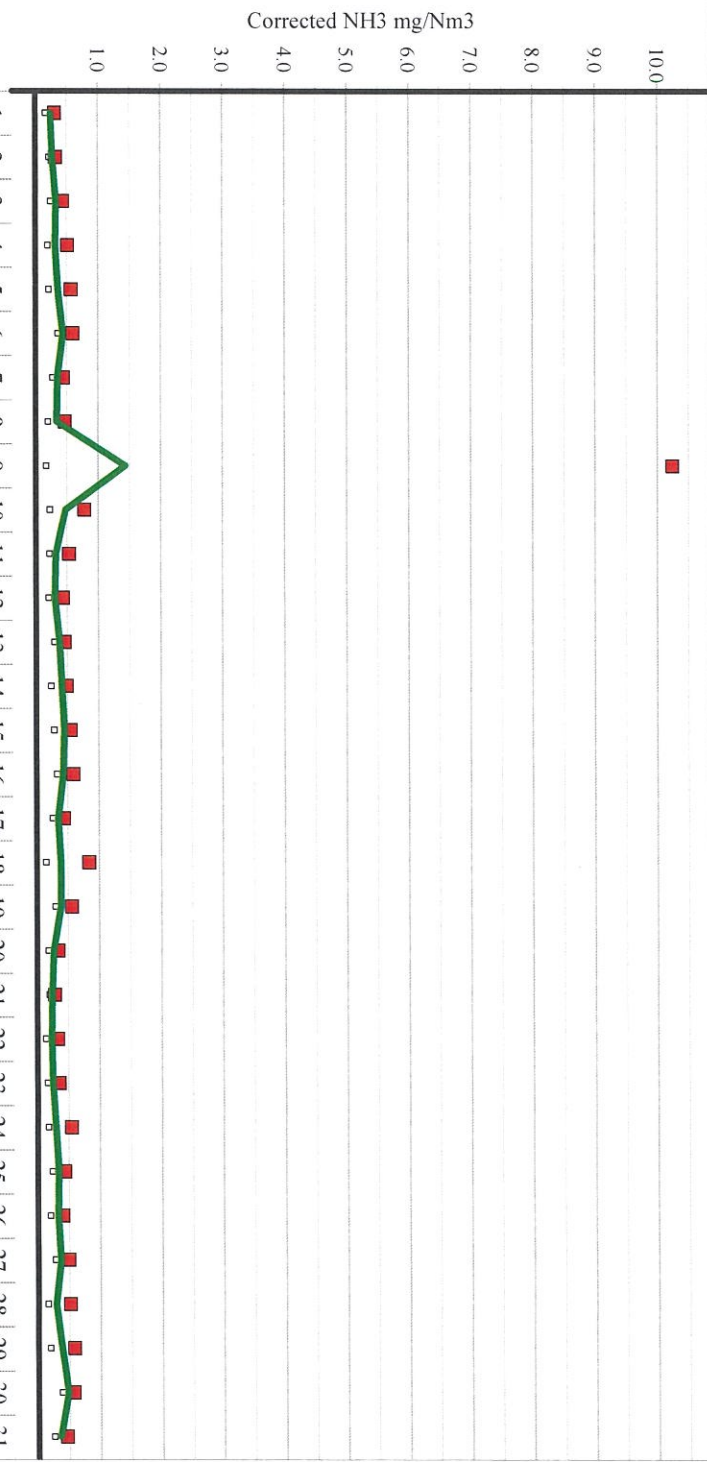


Signed: 
(Authorised to sign as representative of Operator)

Date: 01/04/21

Reporting of Continuously Monitored Emissions to Air for Ammonia for the month of March 2021

Daily and 30 min
Average monitoring
■ Maximum 30 min average
— Mean 30 min average
□ Minimum 30 min average
— Daily average



Monthly summary			Date																														
Monthly maximum	10.2	Maximum 30 min average	1	2	3	4	5	6	7	8	9	10	11	12	13	14	15	16	17	18	19	20	21	22	23	24	25	26	27	28	29	30	31
Monthly mean	0.4	Mean 30 min average	0.3	0.3	0.4	0.5	0.6	0.6	0.4	0.5	10.2	0.8	0.5	0.4	0.5	0.5	0.6	0.6	0.4	0.8	0.6	0.3	0.3	0.3	0.4	0.5	0.4	0.4	0.5	0.5	0.6	0.6	0.5
Monthly minimum	0.1	Minimum 30 min average	0.2	0.3	0.3	0.3	0.4	0.4	0.3	0.3	1.4	0.5	0.3	0.3	0.4	0.4	0.4	0.4	0.3	0.4	0.4	0.3	0.2	0.2	0.2	0.3	0.3	0.4	0.3	0.4	0.5	0.4	0.5
Total invalid results	0	No. invalid averages	0	0	0	0	0	0	0	0	0	0	0	0	0	0	0	0	0	0	0	0	0	0	0	0	0	0	0	0	0	0	0
Monthly maximum	1.4	Daily average	0.2	0.3	0.3	0.3	0.4	0.4	0.3	0.3	1.4	0.5	0.3	0.3	0.4	0.4	0.4	0.4	0.3	0.4	0.4	0.3	0.2	0.2	0.2	0.3	0.3	0.4	0.3	0.4	0.5	0.4	0.4
No. invalid days	0	Value valid?	y	y	y	y	y	y	y	y	y	y	y	y	y	y	y	y	y	y	y	y	y	y	y	y	y	y	y	y	y	y	y

Signed:  Date: 01/04/21
(Authorised to sign as representative of Operator)