

Permit Number: **EPR/DP3137EG**

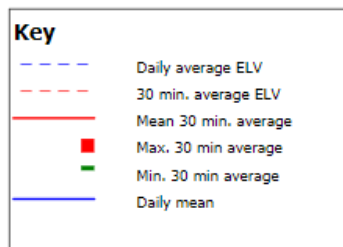
Operator: **Margam Green Energy Limited**

Facility: **Margam Green Energy Plant**

Form Number : **Air 1**

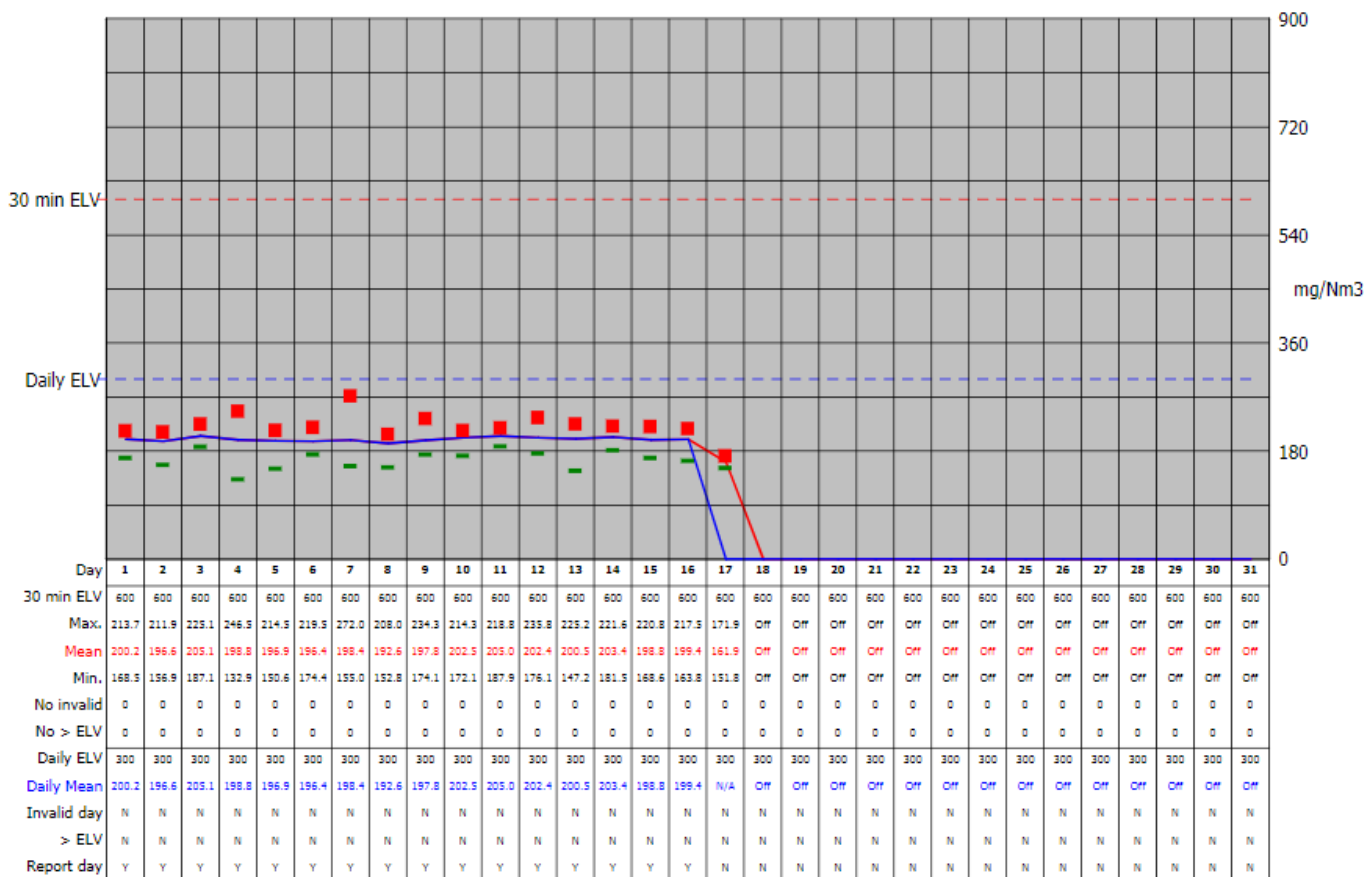
Date: **01/03/21-31/03/2021**

### Reporting of Continuously Monitored Emissions to Air for NO<sub>x</sub>, Emission Point Report for March, 2021



95th Percentile = 214.5  
No. of valid averages = 770

Month summary	
30 min ELV	
Monthly max.	272.0
Monthly mean	199.6
Monthly min.	132.9
Total invalid	0
Sum > ELV	0
Daily ELV	
Monthly max	205.1
No. invalid days	0
No. > ELV	0
No. report days	16



Signed .....Paul Fitzsimmons.....

Date.....28/04/2021.....

(authorised to sign as representative of **Margam Green Energy Limited**)

Permit Number: **EPR/DP3137EG**

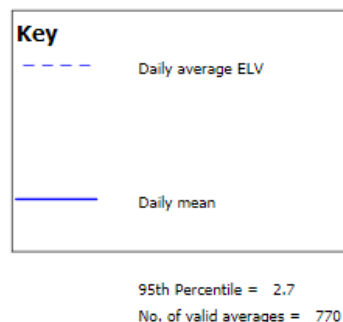
Operator: **Margam Green Energy Limited**

Facility: **Margam Green Energy Plant**

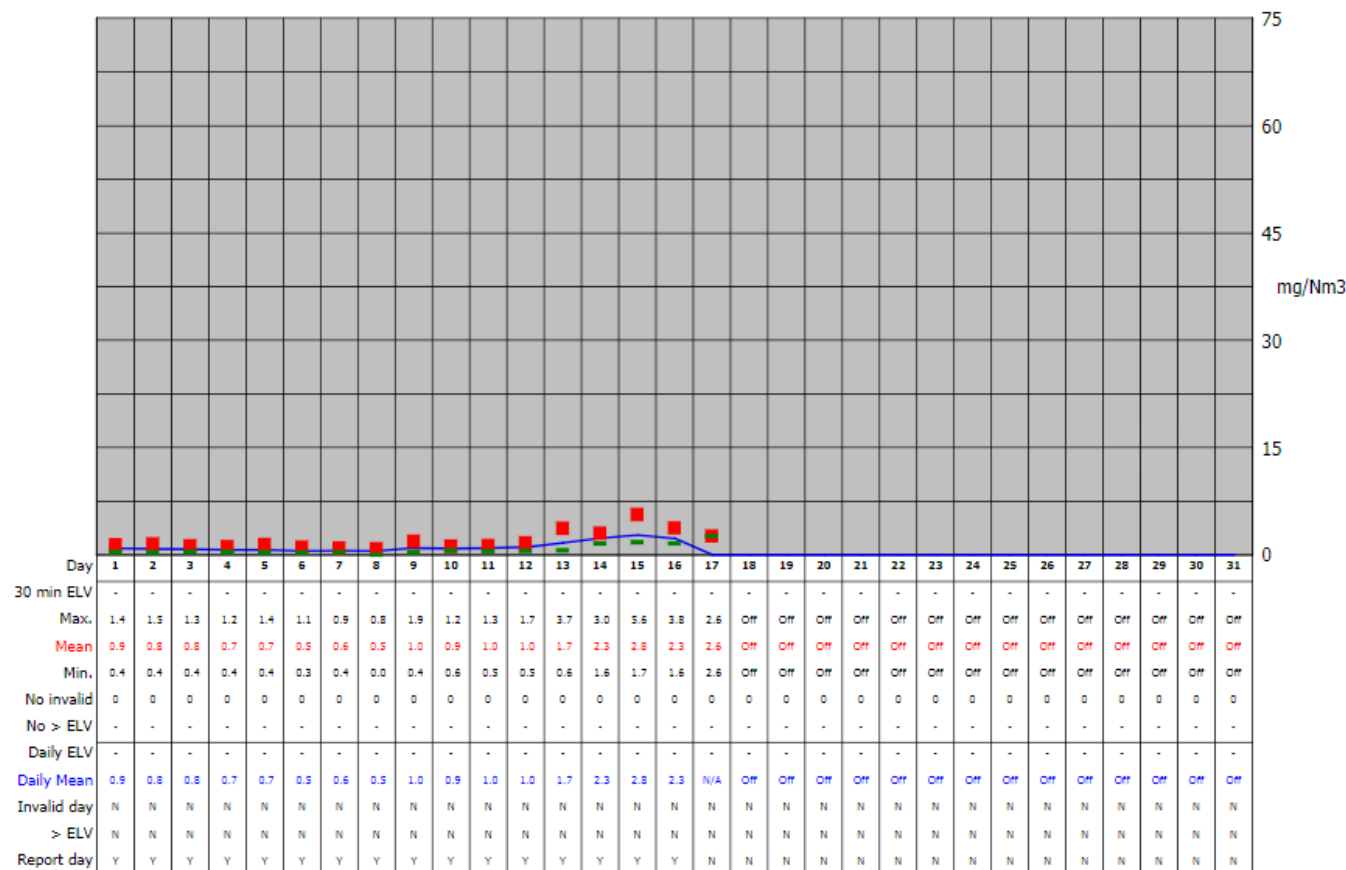
Form Number : **Air 1**

Date: **01/03/21-31/03/2021**

### Reporting of Continuously Monitored Emissions to Air for NH<sub>3</sub>, Emission Point Report for March, 2021



Month summary	
30 min ELV	
Monthly max.	5.6
Monthly mean	1.1
Monthly min.	0.0
Total invalid	0
Sum > ELV	0
Daily ELV	
Monthly max	2.8
No. invalid days	0
No. > ELV	0
No. report days	16



Signed .....Paul Fitzsimmons.....

Date.....28/04/2021.....

(authorised to sign as representative of **Margam Green Energy Limited**)

Permit Number: **EPR/DP3137EG**

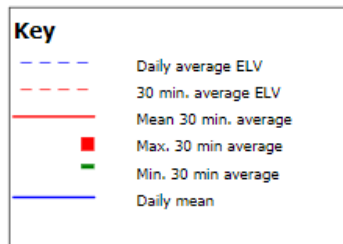
Operator: **Margam Green Energy Limited**

Facility: **Margam Green Energy Plant**

Form Number : **Air 1**

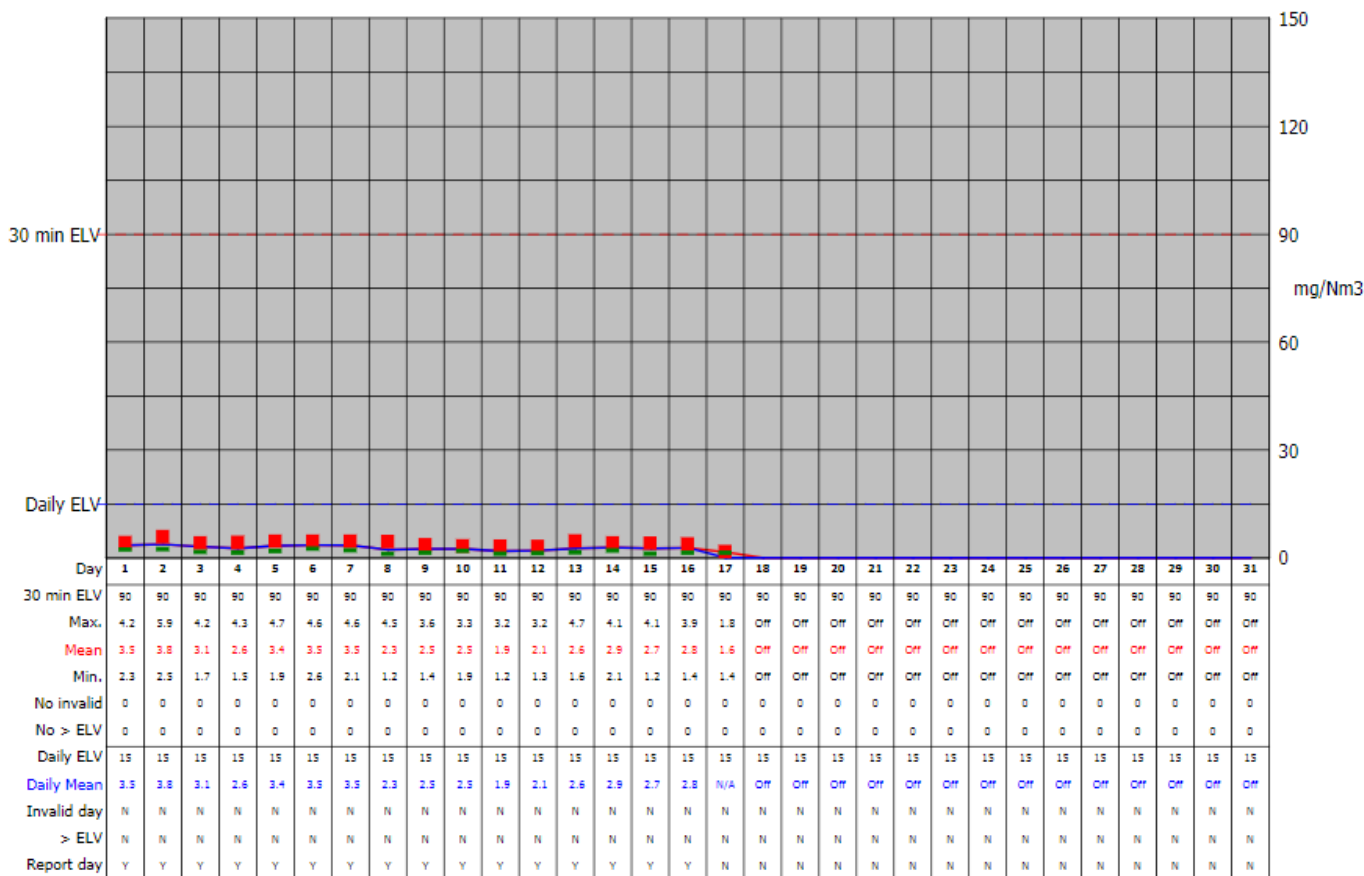
Date: **01/03/21-31/03/2021**

### Reporting of Continuously Monitored Emissions to Air for HCl, Emission Point Report for March, 2021



95th Percentile = 4.2  
No. of valid averages = 770

Month summary	
30 min ELV	
Monthly max.	5.9
Monthly mean	2.9
Monthly min.	1.2
Total invalid	0
Sum > ELV	0
Daily ELV	
Monthly max	3.8
No. invalid days	0
No. > ELV	0
No. report days	16



Signed .....Paul Fitzsimmons.....

Date.....28/04/2021.....

(authorised to sign as representative of **Margam Green Energy Limited**)

Permit Number: **EPR/DP3137EG**

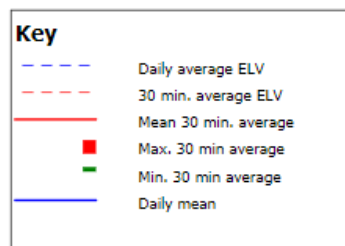
Operator: **Margam Green Energy Limited**

Facility: **Margam Green Energy Plant**

Form Number : **Air 1**

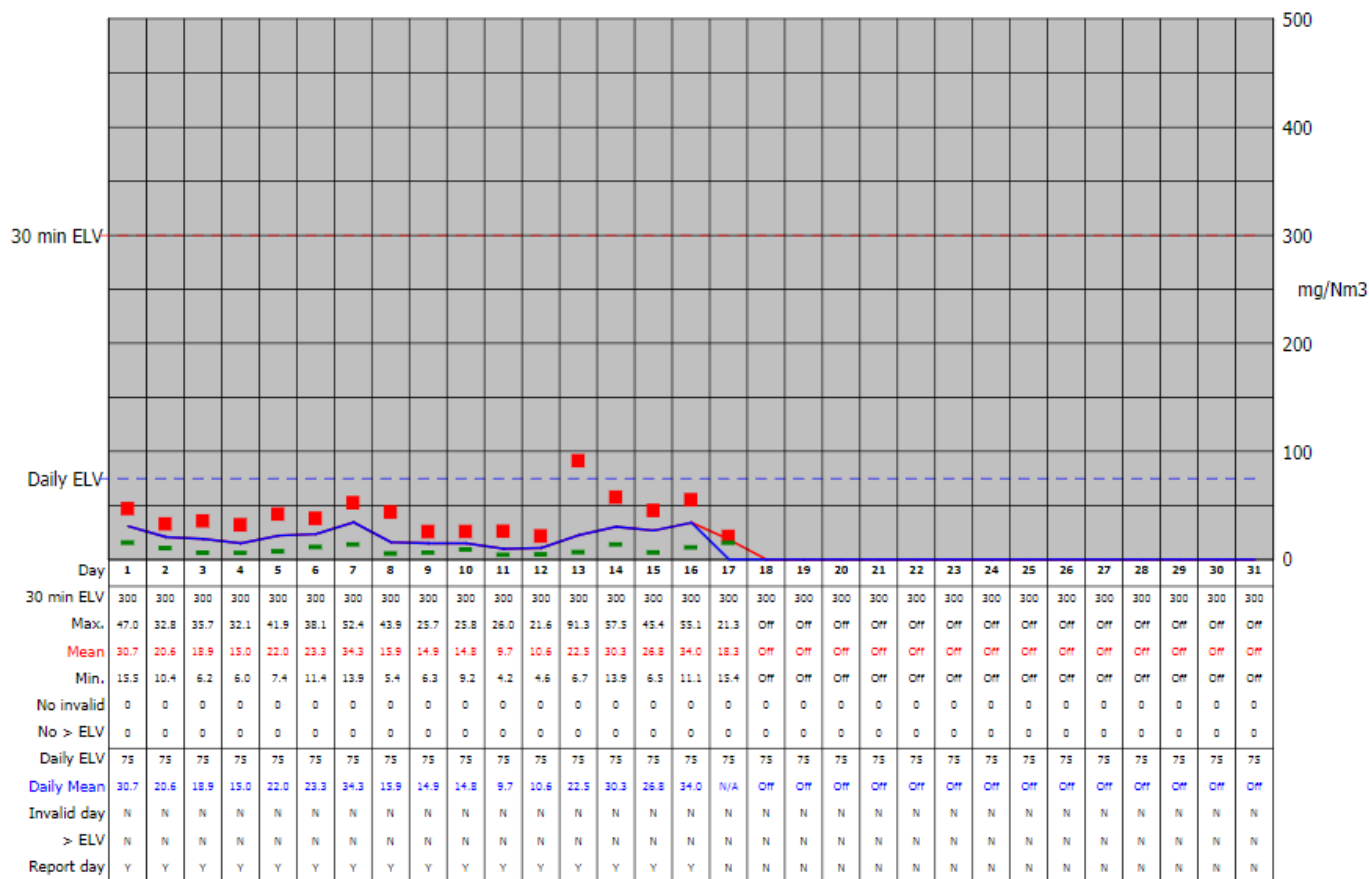
Date: **01/03/21-31/03/2021**

### Reporting of Continuously Monitored Emissions to Air for SO<sub>2</sub> , Emission Point Report for March, 2021



95th Percentile = 43.6  
No. of valid averages = 770

Month summary	
30 min ELV	
Monthly max.	91.3
Monthly mean	21.5
Monthly min.	4.2
Total invalid	0
Sum > ELV	0
Daily ELV	
Monthly max	34.3
No. invalid days	0
No. > ELV	0
No. report days	16



Signed .....Paul Fitzsimmons.....

Date.....28/04/2021.....

(authorised to sign as representative of **Margam Green Energy Limited**)

Permit Number: **EPR/DP3137EG**

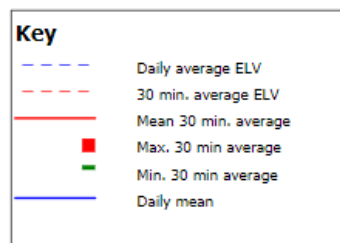
Operator: **Margam Green Energy Limited**

Facility: **Margam Green Energy Plant**

Form Number : **Air 1**

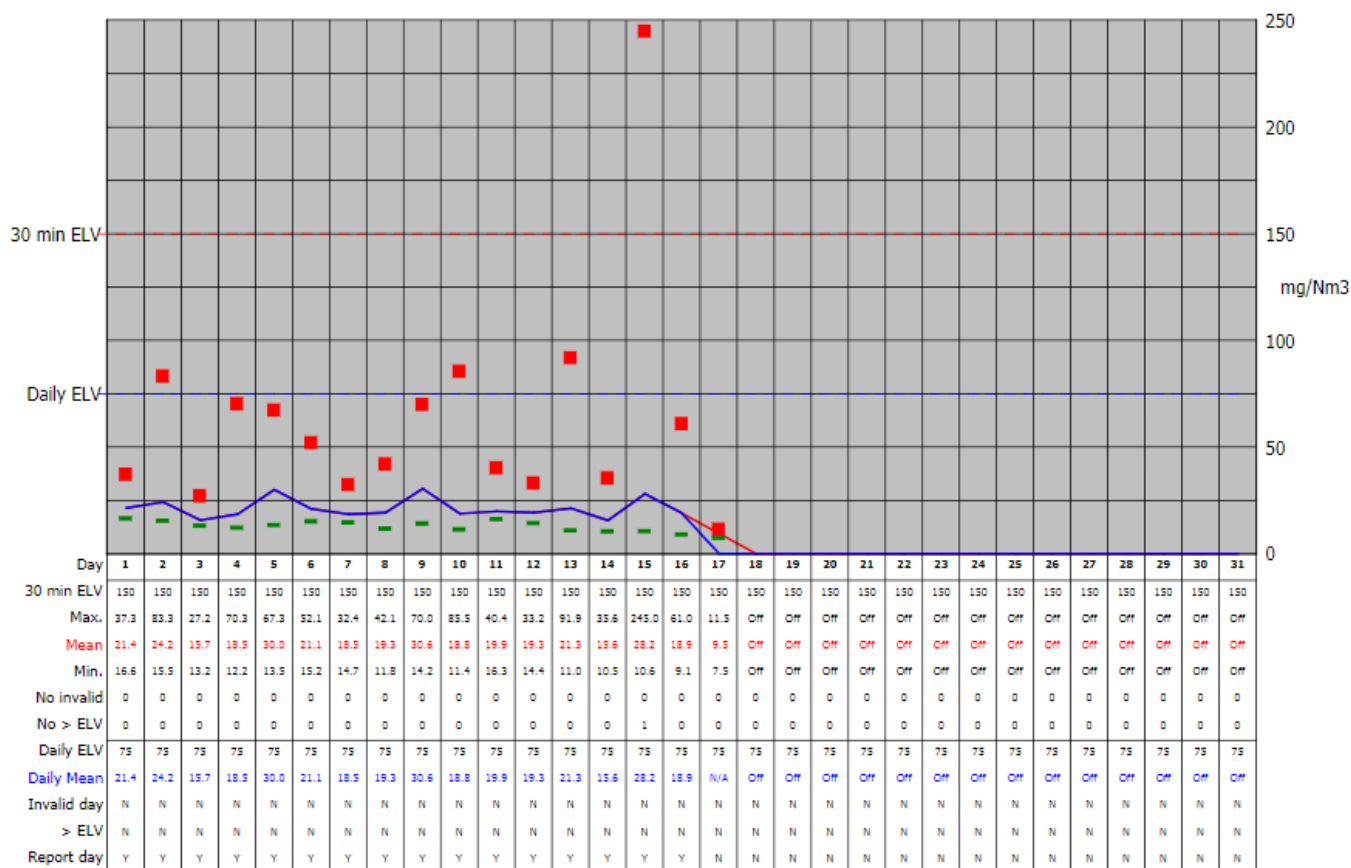
Date: **01/03/21-31/03/2021**

### Reporting of Continuously Monitored Emissions to Air for CO, Emission Point Report for March, 2021



95th Percentile = 43.6  
No. of valid averages = 770

Month summary	
<b>30 min ELV</b>	
Monthly max.	245.0
Monthly mean	21.3
Monthly min.	7.5
Total invalid	0
Sum > ELV	1
<b>Daily ELV</b>	
Monthly max	30.6
No. invalid days	0
No. > ELV	0
No. report days	16



Signed .....Paul Fitzsimmons.....

Date.....28/04/2021.....

(authorised to sign as representative of **Margam Green Energy Limited**)

Permit Number: **EPR/DP3137EG**

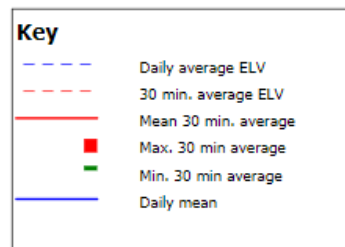
Operator: **Margam Green Energy Limited**

Facility: **Margam Green Energy Plant**

Form Number : **Air 1**

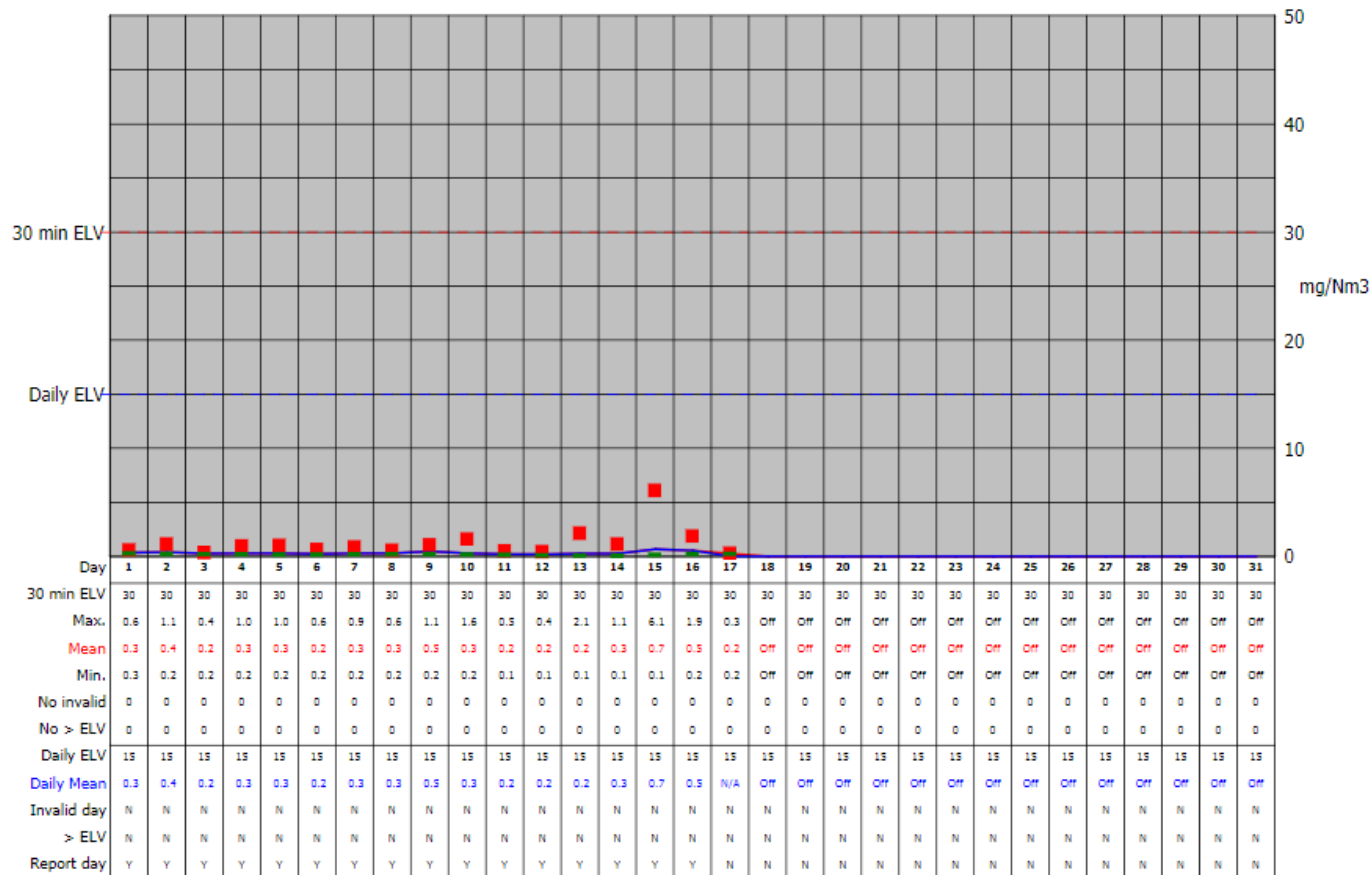
Date: **01/03/21-31/03/2021**

### Reporting of Continuously Monitored Emissions to Air for TOC, Emission Point Report for March, 2021



95th Percentile = 0.8  
No. of valid averages = 770

Month summary	
30 min ELV	
Monthly max.	6.1
Monthly mean	0.3
Monthly min.	0.1
Total invalid	0
Sum > ELV	0
Daily ELV	
Monthly max	0.7
No. invalid days	0
No. > ELV	0
No. report days	16



Signed .....Paul Fitzsimmons.....

Date.....28/04/2021.....

(authorised to sign as representative of **Margam Green Energy Limited**)

Permit Number: **EPR/DP3137EG**

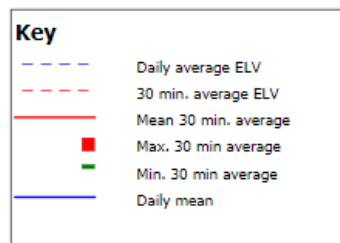
Operator: **Margam Green Energy Limited**

Facility: **Margam Green Energy Plant**

Form Number : **Air 1**

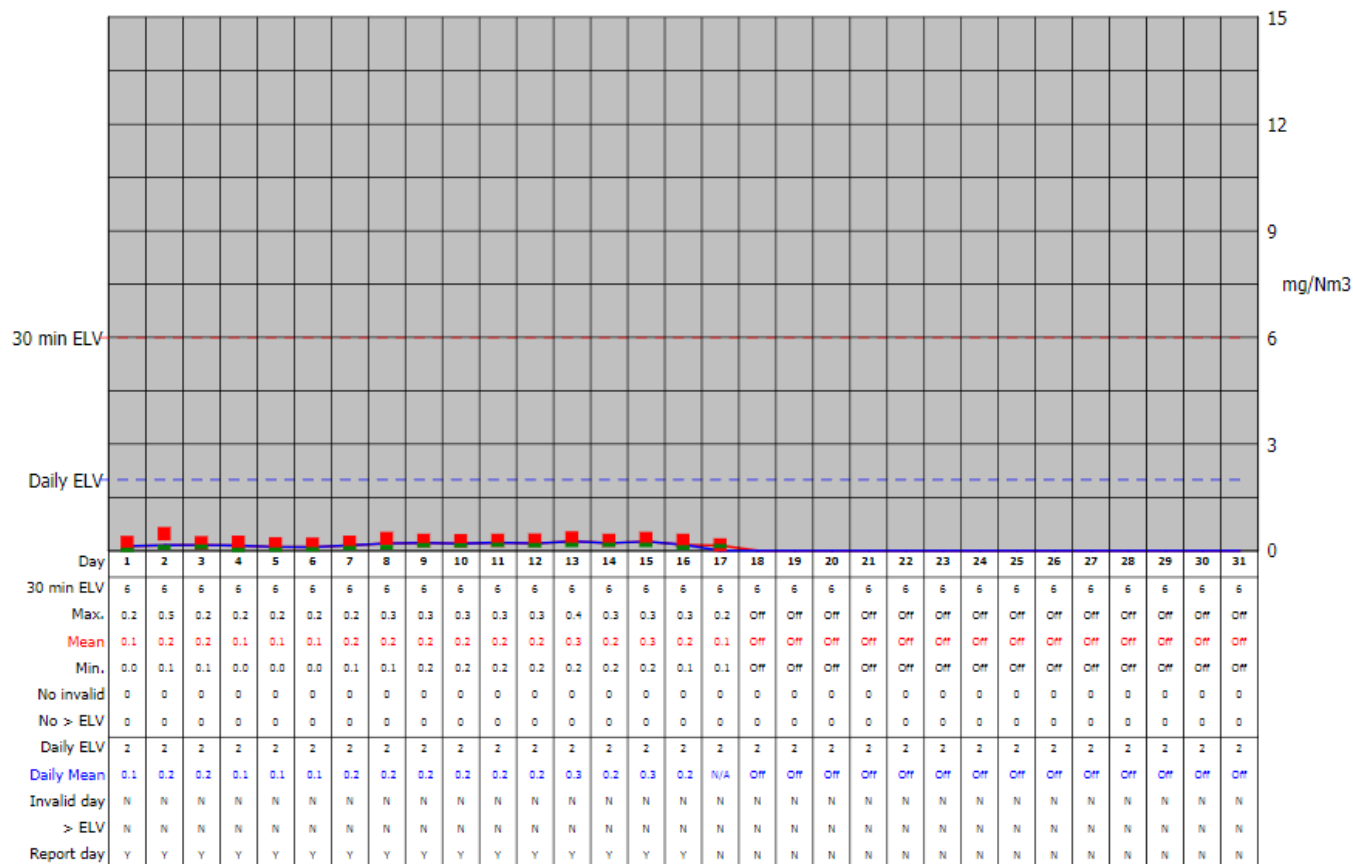
Date: **01/03/21-31/03/2021**

### Reporting of Continuously Monitored Emissions to Air for HF, Emission Point Report for March, 2021



95th Percentile = 0.3  
No. of valid averages = 770

Month summary	
30 min ELV	
Monthly max.	0.5
Monthly mean	0.2
Monthly min.	0.0
Total invalid	0
Sum > ELV	0
Daily ELV	
Monthly max	0.3
No. invalid days	0
No. > ELV	0
No. report days	16



Signed .....Paul Fitzsimmons.....

Date.....28/04/2021.....

(authorised to sign as representative of **Margam Green Energy Limited**)

Permit Number: **EPR/DP3137EG**

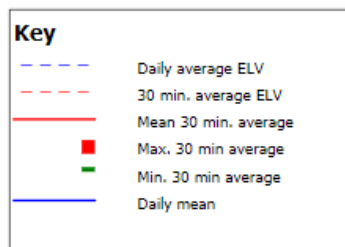
Operator: **Margam Green Energy Limited**

Facility: **Margam Green Energy Plant**

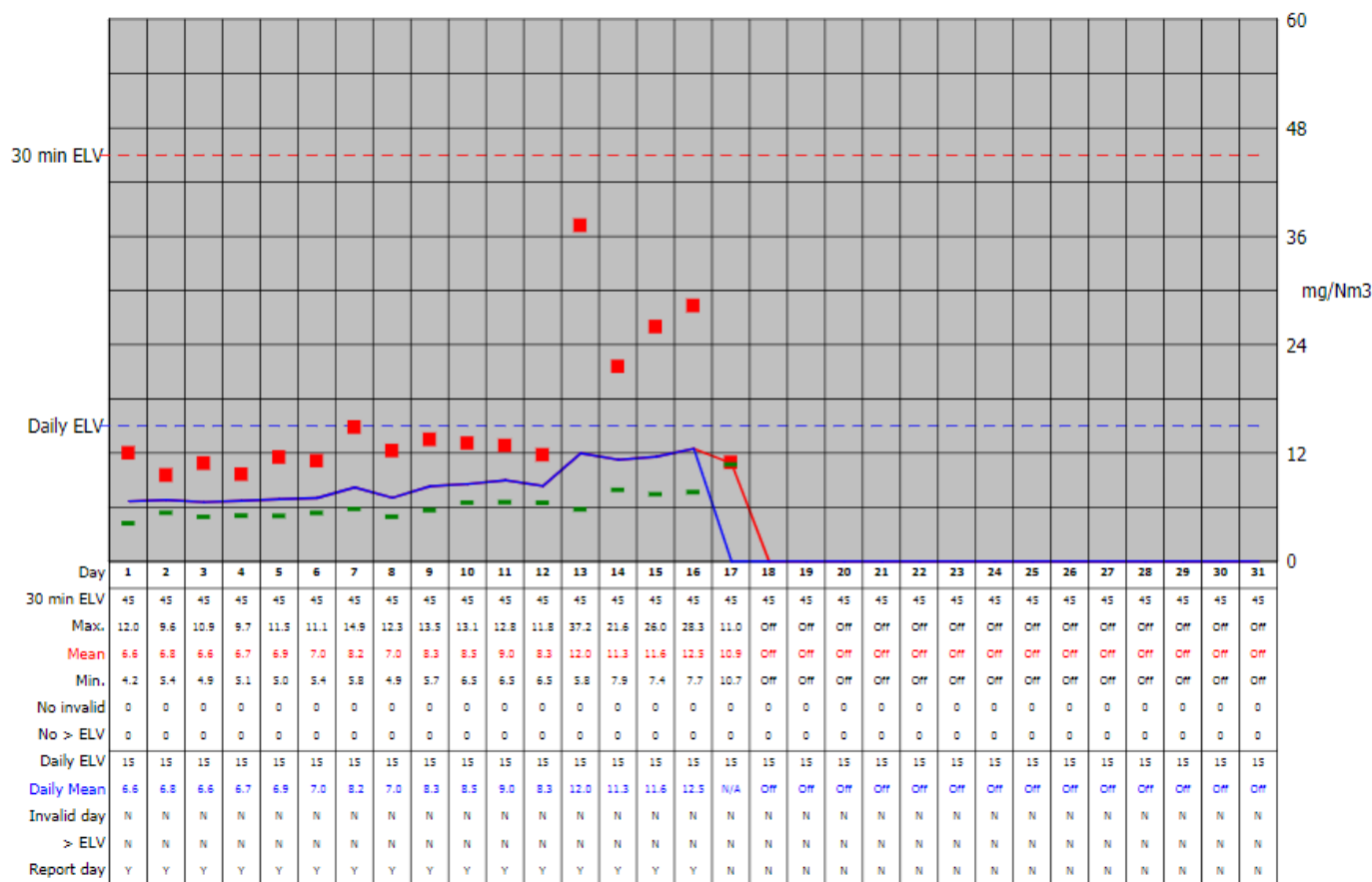
Form Number : **Air 1**

Date: **01/03/21-31/03/2021**

### Reporting of Continuously Monitored Emissions to Air for Dust, Emission Point Report for March, 2021



95th Percentile = 13.9  
No. of valid averages = 770



Month summary	
30 min ELV	
Monthly max.	37.2
Monthly mean	8.6
Monthly min.	4.2
Total invalid	0
Sum > ELV	0
Daily ELV	
Monthly max	12.5
No. invalid days	0
No. > ELV	0
No. report days	16

Signed .....Paul Fitzsimmons.....

Date.....28/04/2021.....

(authorised to sign as representative of **Margam Green Energy Limited**)



Permit Number: **EPR/DP3137EG**

Operator: **Margam Green Energy Limited**

Facility: **Margam Green Energy Plant**

Form Number : **Air 1**

Date: **01/03/21-31/03/2021**